

USER MANUAL

FEAT – FRONT END BI SECURITY DATABASE
FE129 – FRONT END Art.129 C.B.L. REPORTING

CONTENTS

1.	Introduction	3
2.	Accessing the FE129 and FEAT applications	4
3.	General functions	7
3.1.	Home, Info and Exit	7
3.2.	List of activities	8
3.3.	Securities List	12
3.4.	Securizations List	19
3.5.	Documentation	20
3.6.	Browse Messages	20
3.6.1.	FEAT/FE129 message flows	23
3.7.	Facilities for the management of entities	26
3.7.1.	Issuer selection	26
3.7.2.	Issuer registration (FEAT)	32
3.7.3.	Selection of Entity other than Issuer	33
3.7.4.	Registration of entity other than Issuer	34
4.	Access to messages	36
4.1.	Compile	40
4.2.	Import	43
4.3.	Search for ISIN to Update	46
4.3.1.	Creation of a new update activity	46
4.3.2.	Creating a new registration activity	51
4.3.3.	Questionnaire for FE129 Placement Agent	54
4.4.	List of activities	56
5.	Compiling and forwarding of messages	57
5.1.	Buttons description	58
5.1.1.	Create activity	59
5.1.2.	Save	60
5.1.3.	Restore	61
5.1.4.	Attach and Remove	62
5.1.5.	Process	65
5.1.6.	Deliver	67
5.1.7.	Export	68
5.2.	Compiling of messages	69
5.2.1.	Insertion/update of data	69
5.2.2.	Compiling lists	71
5.2.3.	Dealing with anomalies	73
5.2.4.	General communications	75
5.3.	Forwarding of messages	76
6.	Massive messages	77
6.1.	Creating leaves	79
6.2.	Prearranging a csv file	82
7.	Messages for Italian Special Purpose Vehicles	84
8.	Glossary	86
9.	Contacts	87

1. Introduction

This manual contains the operating instructions for the two INFOSTAT applications:

- FEAT: Front End BI security database
- FE129: Front End 129.

Although both have similar interfaces they allow registered users to perform different activities.

FEAT is used to request for the assignment of an ISIN, to register an ISIN into BI security database or to communicate updates on securities issued by resident entities or deposited with the Italian CSD in accordance with ISO 6166. All these activities are part of the Financial Instruments ISIN Code Service provided by the Bank of Italy as National Numbering Agency (NNA). For further information please refer to the '[Terms of Use of the Code Service](#)' available on the Bank of Italy's website

FE129 is used to send reports in compliance with Article 129 of the Consolidated Banking Law (henceforth, '129 Report') concerning only the types of financial instrument listed in the '[Provisions concerning the reporting of issues and offerings of financial instruments](#)' (henceforth, '129 Provisions'). For such instruments, FE129 can also be used for the same purposes as FEAT. In this way a Partner can use the same application both for ISIN request/registration and for Art.129 reporting.

As for the terms on how to access the surveys, users must refer to the '[Instructions for accessing the ISIN code service and Art.129 reporting](#)'.

Both applications use the INFOSTAT platform, accessible from the section 'Statistics> ISIN numbering service, BI security database and reports per Art. 129 TUB' of BI website or, directly, at this link: <https://infostat.bancaditalia.it/>.

In order to use INFOSTAT users will need access to the internet, a browser and an Adobe Flash Player plug-in, which can be downloaded free of charge from the Adobe website (www.adobe.it). To fill in the registration form and browse the pdf files generated by the application you will need Adobe Reader 9.3.0 or later versions.

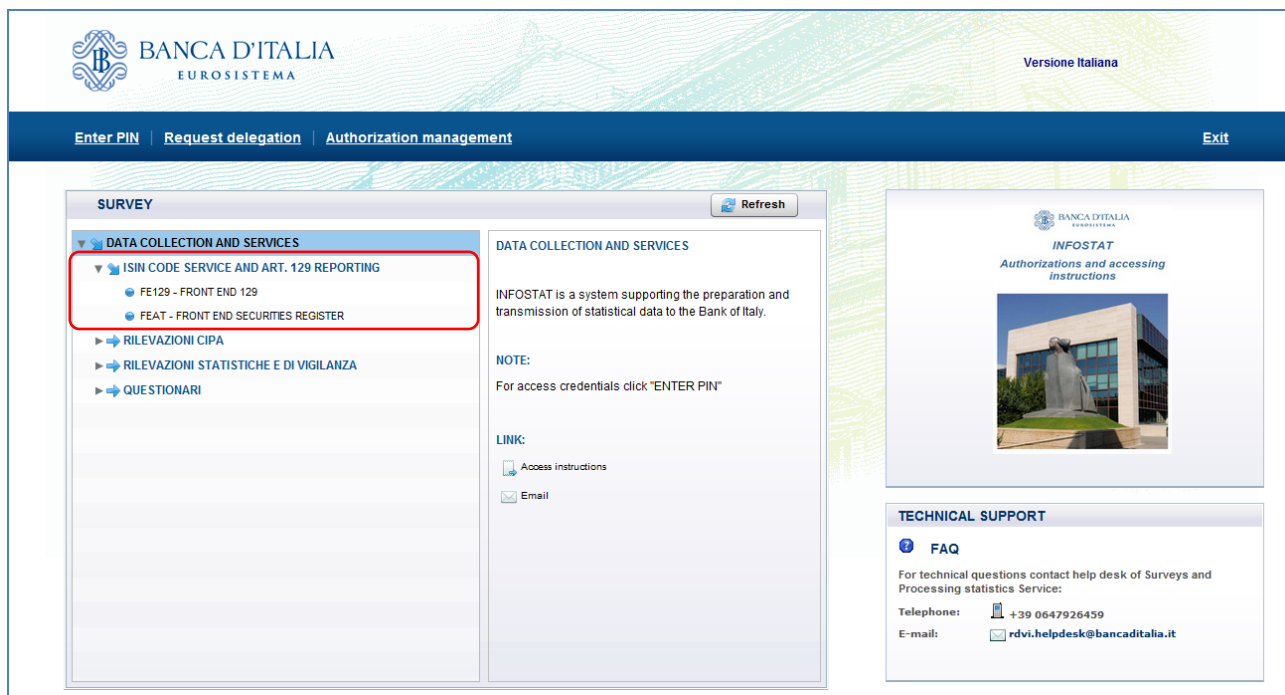
In view of the confidential nature of the information, the platform may only be accessed by users authorized for the specific reports.

The images in the manual show examples of the functions available and may differ from those viewed by users.

2. Accessing the FE129 and FEAT applications

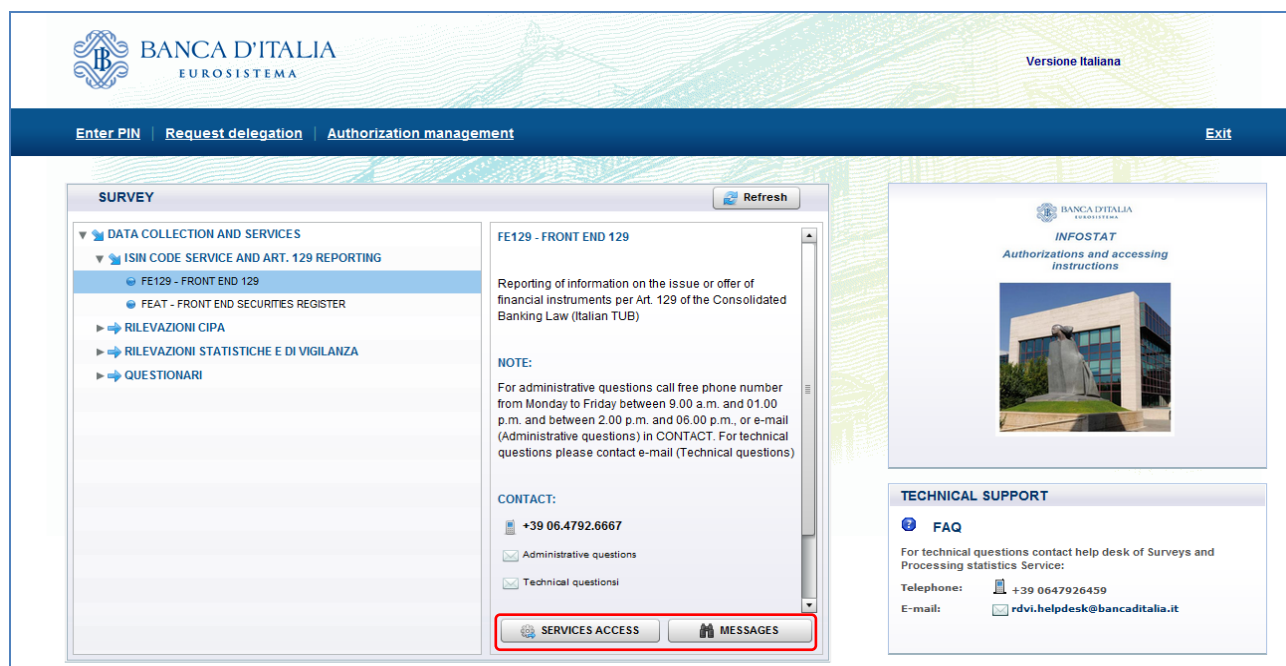
After authentication, authorized users can access the INFOSTAT Home Page where are the links to the applications, including the Financial Instrument Numbering Service and the Reporting per Art. 129 of the Consolidated Banking Law:

- FEAT – FRONT END BI SECURITY DATABASE;
- FE129 – FRONT END 129.



By selecting either FEAT or FE129, the right section will show notes containing specific information on the survey and two options:

- **SERVICES ACCESS:** to enter the selected application;
- **MESSAGES:** to browse messages sent or received by the Partners for which the user is authorized (§3.6).



If the two options cannot be displayed, then it is necessary to set the browser zoom to 100%, open a new browser tab and launch INFOSTAT again.

Once clicked on **ACCESS SERVICES** a new window with the Home Page of FEAT/FE129 application will open.

The Home Page of **FEAT** looks like this:

The screenshot shows the FEAT application interface in an Internet Explorer browser window. The title bar reads "FEAT - Internet Explorer". The page header includes the Banca d'Italia logo and the text "FEAT - Front End Anagrafe Titoli" (highlighted with a red box). Below the header is a navigation menu with links: Home, List of Activities, List of Securities, List of Securitizations, Documents, Browse messages, Administrator, Welcome, SISC.334169, and English (with a dropdown menu showing Italiano and English). The main content area features a "Partner" dropdown menu set to "UTENTE TEST 13" and a "Role" dropdown menu. Below these are two large, empty rectangular boxes for data entry or display. The background has a faint, stylized architectural drawing.

The Home Page of **FE129** looks like this:

The screenshot shows the FE129 application interface in an Internet Explorer browser window. The title bar reads "FE129 - Internet Explorer". The page header includes the Banca d'Italia logo and the text "FE129 - Front End Anagrafe Titoli Articolo 129" (highlighted with a red box). Below the header is a navigation menu with links: Home, List of Activities, List of Securities, List of Securitizations, Documents, Browse messages, Administrator, Welcome, SISC.334169, and English (with a dropdown menu showing Italiano and English). The main content area features a "Partner" dropdown menu set to "UTENTE TEST 13" and a "Role" dropdown menu. Below these are two large, empty rectangular boxes for data entry or display. The background has a faint, stylized architectural drawing.

The language button is always displayed at the top right corner of the screen and can be used at any time to switch between the Italian and English versions.

From the home page, select **Partner** and **Role** to enable the messages menu (see §. 4).

Every message contains all the domain elements for each attribute of the report; these can be selected from the drop-down menu or searched by string or code, depending on the compulsory attributes of each section.¹

For all messages, the data entered are subject to consistency checks and compliance checks with compulsory requirements; all errors are highlighted.

Errors – if any – are highlighted anytime data are saved; reports must be corrected before they can be sent to the Bank.

Both Administrator and Operator can view and amend any of the reports uploaded by all users authorized by the same Partner.

More specifically, the INFOSTAT portal allows users to view all the messages sent to the Bank, as well as notices, acceptances and/or rejections sent by the Bank; these carry an official protocol number assigned to the activity, which must be quoted in all following communications.

The reporting process is as follows:

- Enter the report with all related components
- Submit the report for checking
- Send the report
- Check receipt of the return-message bearing the protocol number assigned to the report
- Check receipt of the return-message mentioning that the report has been correctly received by the Bank.

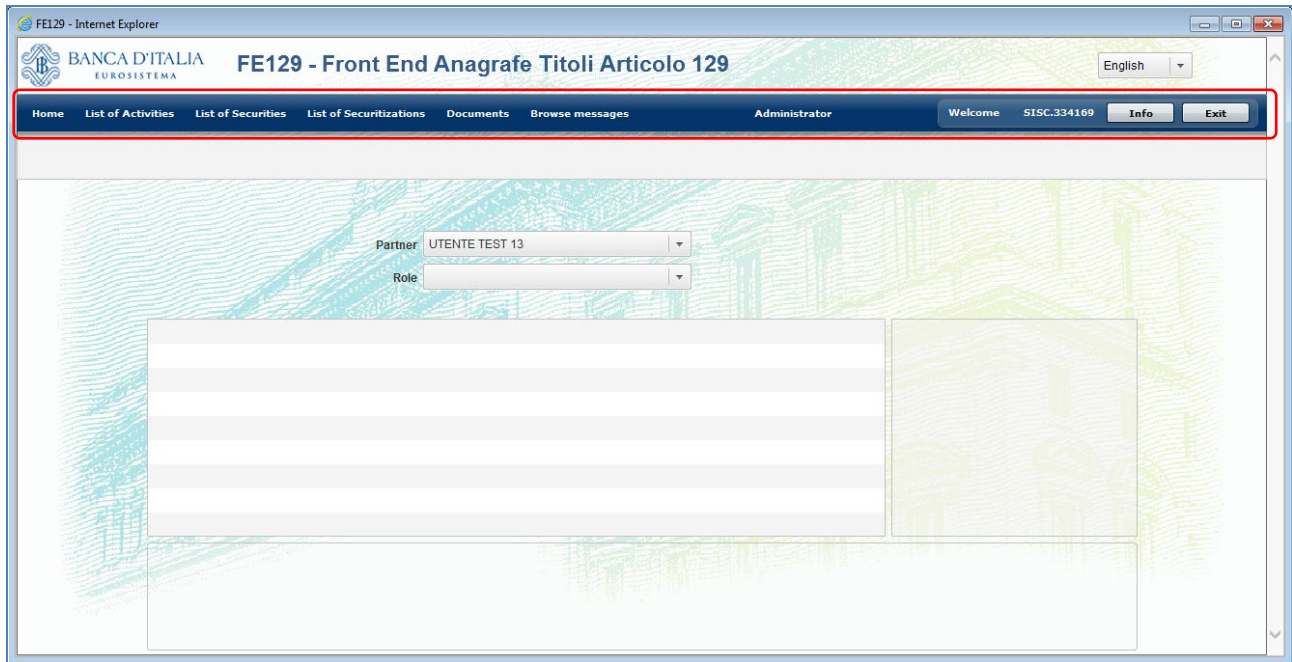
Only after the reception of the latter return-message may the reporting process be considered as completed.

¹ For the definitions of 'domain compulsory attributes' and 'compatibility requirements' see ['Instructions for compiling FEAT and FE129 messages'](#).

3. General functions

Before describing the procedure to compile and send a message, below is an overview of the screen, toolbar and instructions for navigating through the application pages.

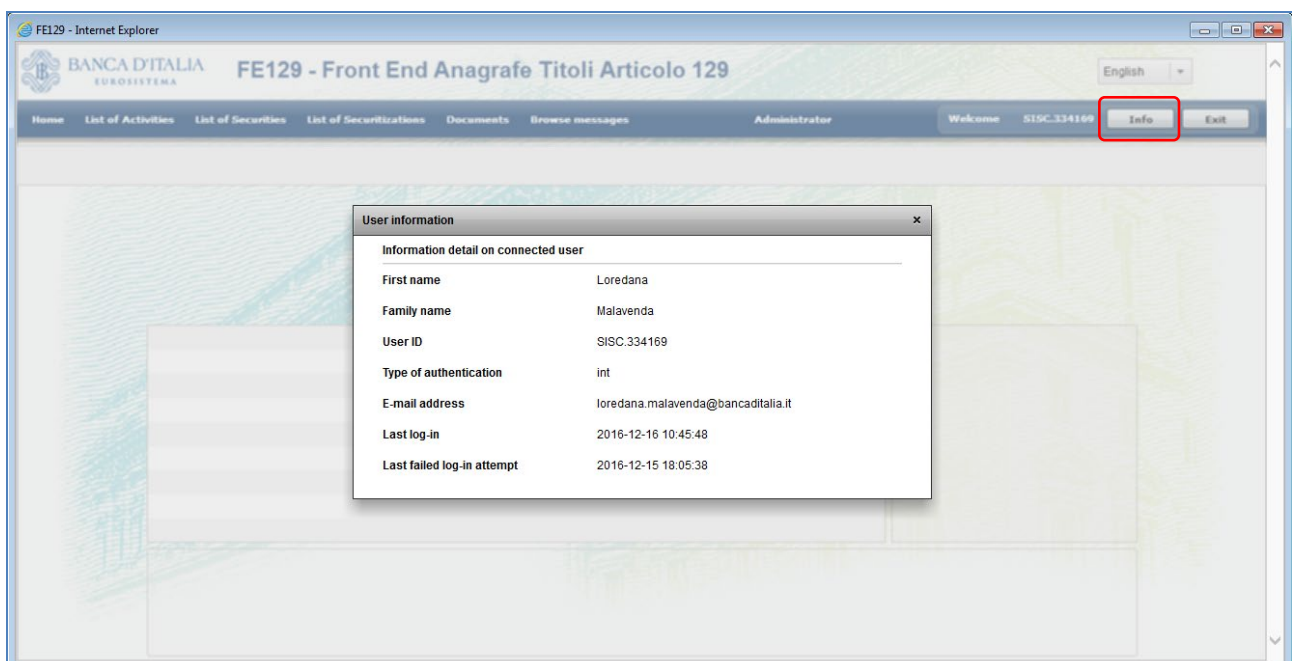
The toolbar contains the functions **Home**, **List of Activities**, **List of Securities**, **List of Securitizations**, **Documents**, **Browse Messages** and **User ID**. Two additional buttons, **Info** and **Exit**, are located on the right.



3.1. Home, Info and Exit

The function **Home** may be activated from every application page and allows to return to the initial menu for the Partner and Role selected.

The **Info** button shows the registered information related to the user connected to the application.



Users should always exit the application by clicking **Exit** as this will run the program to clear obsolete or unused data accumulated during the working session.

3.2. *List of activities*

This function is used to search all ongoing or sent activities for the selected **Partner** (mandatory field).

The search can be filtered by **Role** and by activity **Status**, **User**, **ISIN Code** or **Issuer**.

The **Status** of an activity under compilation may be:

- Saved with Errors;
- Valid data – attachment with error;
- To be processed (only for Communications of FEAT Updates);
- To be sent.

When errors are removed from a “Saved with errors” activity or attachments are included to a “Valid data – attachment with errors” one, then the status turns to “To be sent”.

The **Status** of an activity already sent may be:

- Sent;
- Sent – Notified;
- Sent – Rejected.

The activity status is set to “Sent” until a ‘notified’ or ‘rejected’ return-message is received from the Bank, then it becomes either “Sent – Notified” or “Sent – Rejected”.

After selecting the filters and clicking on the **Search** button, the activities will appear with the following information:

FE129 - Internet Explorer

BANCA D'ITALIA
EUROSISTEMA

FE129 - Front End Anagrafe Titoli Articolo 129

English

Home List of Activities List of Securities List of Securitizations Documents Browse messages Administrator Welcome SISC.334169 Info Exit

List of Activities

Partner: UTENTE TEST 13
Role: ISSUER
Financial Instrument:
Type of Activity:
User:
ISIN Code:
Issuer:
Status:
Search

Number of Activities: 75

Number of Activities	Description	Status	Role	ISIN Code	User	Last modified	Issuer
FE129-2916	SEGNALAZIONE TRIMESTRALE - Comunicazione informazioni quantitative Certificati, CW, ETC e ETN (Sez.4)	To be delivered	ISSUER		SISC.334169	16-12-2016 12:20	00348170101
FE129-2886	TITOLI DI DEBITO 129 - Richiesta ISIN	Saved with errors	ISSUER		SISC.334169	13-12-2016 17:18	00348170101
FE129-2855	CERTIFICATES, ETC, ETN 129 - Comunicazione massiva info anagrafiche 129 (sez. 2-3)	Saved with errors	ISSUER	AT0707070707	SISC.334169	09-12-2016 10:40	00348170101
FE129-2803	QUARTERLY REPORT - Communication of quantitative data for Certificates, CW's, ETC's and ETN's (Section 4)	Delivered - Notified	ISSUER		SISC.334169	28-11-2016 18:26	00348170101
FE129-2769	SEGNALAZIONE TRIMESTRALE - Comunicazione informazioni quantitative Certificati, CW, ETC e ETN (Sez.4)	Saved with errors	ISSUER		SISC.334169	16-12-2016 12:11	00348170101
FE129-2629	SEGNALAZIONE TRIMESTRALE - Comunicazione informazioni quantitative Certificati, CW, ETC e ETN (Sez.4)	Saved with errors	ISSUER	XS0101010105	SISC.334169	16-12-2016 12:10	00348170101

Delete Deliver Browse

After the search, select **Financial Instrument** and/or **Type of activity** to filter the results.

FE129 - Internet Explorer

BANCA D'ITALIA
EUROSISTEMA

FE129 - Front End Anagrafe Titoli Articolo 129

English

Home List of Activities List of Securities List of Securitizations Documents Browse messages Administrator Welcome SISC.334169 Info Exit

List of Activities

Partner: UTENTE TEST 13
Role: ISSUER
Financial Instrument:
Type of Activity:
User:
ISIN Code:
Issuer:
Status:
Search

Number of Activities: 75

Number of Activities	Description	Status	Role	ISIN Code	User	Last modified	Issuer
FE129-2916	SEGNALAZIONE TRIMESTRALE - Comunicazione informazioni quantitative Certificati, CW, ETC e ETN (Sez.4)	To be delivered	ISSUER		SISC.334169	16-12-2016 12:20	00348170101
FE129-2886	TITOLI DI DEBITO 129 - Richiesta ISIN	Saved with errors	ISSUER		SISC.334169	13-12-2016 17:18	00348170101
FE129-2855	CERTIFICATES, ETC, ETN 129 - Comunicazione massiva info anagrafiche 129 (sez. 2-3)	Saved with errors	ISSUER	AT0707070707	SISC.334169	09-12-2016 10:40	00348170101
FE129-2803	QUARTERLY REPORT - Communication of quantitative data for Certificates, CW's, ETC's and ETN's (Section 4)	Delivered - Notified	ISSUER		SISC.334169	28-11-2016 18:26	00348170101
FE129-2769	SEGNALAZIONE TRIMESTRALE - Comunicazione informazioni quantitative Certificati, CW, ETC e ETN (Sez.4)	Saved with errors	ISSUER		SISC.334169	16-12-2016 12:11	00348170101
FE129-2629	SEGNALAZIONE TRIMESTRALE - Comunicazione informazioni quantitative Certificati, CW, ETC e ETN (Sez.4)	Saved with errors	ISSUER	XS0101010105	SISC.334169	16-12-2016 12:10	00348170101

Delete Deliver Browse

FE129 - Internet Explorer

BANCA D'ITALIA
EUROSISTEMA

FE129 - Front End Anagrafe Titoli Articolo 129

English

Home List of Activities List of Securities List of Securitizations Documents Browse messages Administrator Welcome SISC.334169 Info Exit

List of Activities

Partner: UTENTE TEST 13 User: []

Role: ISSUER ISIN Code: []

Financial instrument: DEBT SECURITIES 129 Issuer: []

Type of Activity: [] Status: []

Request for ISIN
Request for ISIN with final data and 129 reference attributes (Section 1)
Registration of ISIN with 129 reference attributes (Section 1)
Communication of final data and 129 reference attributes (Section 1)

Number of Activities: 27

Number of Activities	Description	Status	Role	ISIN Code	User	Last modified	Issuer
FE129-2886	TITOLI DI DEBITO 129 - Comunicazione di 129 reference attributes (Section 1)				SISC.334169	13-12-2016 17:18	00348170101
FE129-2549	TITOLI DI DEBITO 129 - Comunicazione di 129 reference attributes (Section 2-3)			0004606445	SISC.334169	28-10-2016 19:11	00348170101
FE129-2384	TITOLI DI DEBITO 129 - Richiesta ISIN con dati definitivi e informazioni anagrafiche 129 (sezione 1)	Delivered - Notified	ISSUER		SISC.334169	08-09-2016 17:12	00348170101
FE129-2375	TITOLI DI DEBITO 129 - Comunicazione informazioni anagrafiche 129 (sezione 1)	Delivered - Notified	ISSUER	XS0322918565	SISC.334169	26-09-2016 8:10	00348170101
FE129-2373	TITOLI DI DEBITO 129 - Censimento ISIN e informazioni anagrafiche 129 (sezione 1)	Saved with errors	ISSUER	XS0618847775	SISC.334169	09-12-2016 10:18	00348170101
FE129-2339	TITOLI DI DEBITO 129 - Censimento ISIN e informazioni anagrafiche 129 (sezione 1)	Saved with errors	ISSUER		SISC.334169	22-08-2016 14:03	00348170101
FE129-2338	TITOLI DI DEBITO 129 - Censimento ISIN e informazioni anagrafiche 129 (sezione 1)	Saved with errors	ISSUER		SISC.334169	22-08-2016 13:44	00348170101
FE129-2328	TITOLI DI DEBITO 129 - Censimento ISIN e informazioni anagrafiche 129 (sezione 1)	Saved with errors	ISSUER		SISC.334169	22-08-2016 13:18	00348170101

Delete Deliver Browse

By selecting an activity under compilation (**Status**: *Saved with errors*, *Valid data – attachment with error*, *To be Sent* or *To be processed*) you can:

- Open it by clicking **Browse** or double clicking on the activity;
- Delete it by clicking **Delete**;
- Send it by clicking **Deliver**, but only if the activity's status is "To be Sent".

FE129 - Internet Explorer

BANCA D'ITALIA
EUROSISTEMA

FE129 - Front End Anagrafe Titoli Articolo 129

English

Home List of Activities List of Securities List of Securitizations Documents Browse messages Administrator Welcome SISC.334169 Info Exit

List of Activities

Partner: UTENTE TEST 13 User: []

Role: ISSUER ISIN Code: []

Financial instrument: [] Issuer: []

Type of Activity: [] Status: []

Search

Number of Activities: 75

Number of Activities	Description	Status	Role	ISIN Code	User	Last modified	Issuer
FE129-2474	SEGNALAZIONE TRIMESTRALE - Comunicazione informazioni quantitative Certificates, CW, ETC e ETN (Sez.4)	Delivered	ISSUER		SISC.334169	20-10-2016 19:19	00348170101
FE129-2466	SEGNALAZIONE TRIMESTRALE - Comunicazione informazioni quantitative Certificates, CW, ETC e ETN (Sez.4)	To be delivered	ISSUER		SISC.334169	11-10-2016 18:04	00348170101
FE129-2457	COVERED WARRANT E LEVERAGE CERTIFICATES 129 - Comunicazione massiva info anagrafiche 129 (sez. 2-3)	Delivered - Notified	ISSUER		SISC.334169	05-10-2016 12:28	00348170101
FE129-2450	CERTIFICATES, ETC, ETN 129 - Censimento ISIN massivo e info anagrafiche 129 (sez. 1)	Valid data - Errors in attachments	ISSUER		SISC.334169	06-12-2016 13:45	00348170101
FE129-2399	CERTIFICATES, ETC, ETN 129 - Comunicazione massiva dati definitivi e informazioni anagrafiche 129 (sezione 1)	Saved with errors	ISSUER		SISC.334169	09-12-2016 10:38	00348170101
FE129-2384	TITOLI DI DEBITO 129 - Richiesta ISIN con dati definitivi e informazioni anagrafiche 129 (sezione 1)	Delivered - Notified	ISSUER		SISC.334169	08-09-2016 17:12	00348170101

Delete Deliver Browse

When an activity is opened, the related information are displayed and one or more functional buttons, depending on the status, are enabled in the bottom left side of the window (**Restore**, **Save**, **Deliver**, **Export**, **Create Activity** and **Process**). For the details on the use of the buttons, please refer to §5 and following.

By selecting an activity *already sent* (status: *Sent*, *Sent – Notified*, *Sent – Rejected*) you can:

- Open it by clicking **Browse** or double clicking on the activity
- Delete it by clicking **Delete**; this function is only enabled when an outcome has been notified, i.e. *Sent – Notified* and *Sent – Rejected*.

The system automatically deletes *Sent – Notified* activities from the list a few days after notification.

3.3. Securities List

This function allows access to the Bank's BI security database to consult data on securities according to their specific features.

The selection of **Partner** and **Role** is mandatory. Roles other than Issuer require to specify the securities issuer, For further details see § 3.3.1.

Furthermore the following search criteria are available: **Instrument** (type of security), **ISIN Code**, **Dissemination** (Yes, No) and **ISIN code**.

FEAT - Internet Explorer

BANCA D'ITALIA EUROSISTEMA

FEAT - Front End Anagrafe Titoli

English

Home List of Activities List of Securities List of Securitizations Documents Browse messages Administrator Welcome SISC.334169 Info Exit

List of Securities

Partner: UTENTE TEST 13

Role: ISSUER

Financial instrument:

ISIN Code:

Dissemination:

Yes

No

Search

Number of Securities: 0

ISIN Cod	Financial instrument	Description	Dissemination

Browse Browse listing data

For the Reporting Agent role, the field **Dissemination** is automatically set to Y as only disseminated securities can be searched.

The **Financial Instrument** menu lists all the types of security for which the **Partner** is enabled to send reports, according to the **Role** he has been selected.

Once the Partner and Role have been set, FEAT displays more types of Financial Instruments than FE129:

FEAT - Internet Explorer

BANCA D'ITALIA EUROSISTEMA

FEAT - Front End Anagrafe Titoli

English

Home List of Activities List of Securities List of Securitizations Documents Browse messages Administrator Welcome SISC.334169 Info Exit

List of Securities

Partner: UTENTE TEST 13

Role: ISSUER

Financial instrument:

ISIN Code:

Dissemination:

Search

Number of Securities: 0

ISIN Cod	Financial instrument	Description	Dissemination

Browse Browse listing data


[illegible]

After having set the search criteria, click on **Search** to display the list of securities matching the selected criteria.

By selecting a security on the list you can:

- Display data retrieved from the BI security database by clicking on **Display** or double clicking on the security;
- Display listing data retrieved from the BI security database by clicking on **Display Listing Data**;
- Display quarterly data on Certificates/CW retrieved from the BI Security Database, by clicking on **Browse quarterly data**.

FE129 - Internet Explorer



BANCA D'ITALIA

Eurosistema

FE129 - Front End Anagrafe Titoli Articolo 129

English

Home

List of Activities

List of Securities

List of Securitizations

Documents

Browse messages

Administrator

Welcome

SISC.334169

Info

Exit

List of Securities

Partner

UTENTE TEST 13

ISIN Code

Role

ISSUER

Dissemination

Financial Instrument

129 Status

Search

Number of Securities: 2882

ISIN Cod	Financial instrument	Description	Dissemination	129 Status
XS5678432921	COVERED WARRANTS AND LEVERAGE CERTIFICATES 129	UNICREDIT SPA CALL AMERICANO CW CALL SU PANIERI DI AZIONI PIPPO PANIERE 100 26-07-2014	Y	Not to be Reported
XS5678430925	COVERED WARRANTS AND LEVERAGE CERTIFICATES 129	UNICREDIT SPA CALL AMERICANO CW CALL SU PANIERI DI AZIONI PIPPO PANIERE 100 26-07-2014	Y	Not to be Reported
XS2345678911	COVERED WARRANTS AND LEVERAGE CERTIFICATES 129	UNICREDIT SPA CW CALL SU INDICI (BORSA E ALTRI) PAPA INDICI 16-05-2012 16-05-2015 4556.89 CALL	Y	Sections Completed: Section 2-3
XS1199228831	CERTIFICATES, ETC's, ETN's 129	UNICREDIT SPA 04-06-2016 04-06-2018 VARIABLE CERTIFICATES AIRBAG ENERGIA ELETTRICA	Y	To be started
XS0934390823	DEBT SECURITIES	UNICREDIT SPA 21-05-2013 21-05-2014 VARIABLE OBBLIG. ORDINARIE SERIE 563	Y	Not to be Reported
XS0412683871	DEBT SECURITIES	UNICREDIT SPA 10-02-2009 10-02-2012 3.50 OBBLIG. ORDINARIE SERIE 374 TRANCHE 1	Y	Not to be Reported
XS0408165008	DEBT SECURITIES	UNICREDIT SPA 14-01-2009 14-01-2014 5.25 OBBLIG. ORDINARIE SERIE 373 TRANCHE 1	Y	Not to be Reported
XS0407008816	DEBT SECURITIES	UNICREDIT SPA 12-01-2009 12-01-2015 ZERO COUPON OBBLIG. ORDINARIE SERIE 373 TRANCHE 1	Y	Not to be Reported

✓ Browse

✓ Browse listing data

✓ Browse quarterly data

If the search criterion is the full ISIN code (12 characters including check digit) a check is run to ensure if such a code is present in the BI security database, regardless of the other search parameters (explicit or implicit). The resulting list shows the column **Search Criteria** at the rightmost end, indicating whether the set of search parameters are valid.

The **Search Criteria** parameter can assume one of the following values:

- **Blank**: the security exists and matches the search parameters. In this case the security (or its listing data) can be displayed.

The screenshot shows the FE129 interface with the following details:

- Search Parameters:**
 - Partner: UTENTE TEST 13
 - Role: ISSUER
 - Financial instrument: (empty)
 - 129 Status: (empty)
 - ISIN Code: IT0005002677 (highlighted with a red box)
 - Dissemination: (empty)
- Search Button:** A magnifying glass icon labeled "Search".
- Results Table:**

ISIN Code	Financial instrument	Description	Dissemination	129 Status	Search Criteria
IT0005002677	DEBT SECURITIES	UNICREDIT SPA 26-06-2013 05-04-2018 INDICIZZATO OBB STRUTTURATE SERIE 5 SERIE ORD 5 TF 4.85% 2013-2018	N	To be started	Parameter Search
- Buttons:** "Browse", "Browse listing data", "Browse quarterly data" (all with green checkmarks).

- **INVALID ISSUER**: the security exists but the selected issuer is not correct. In this case only the ISIN code is displayed and it is not possible to browse the security details (or its listing data). When selecting the security for display, the following error notification pops up.

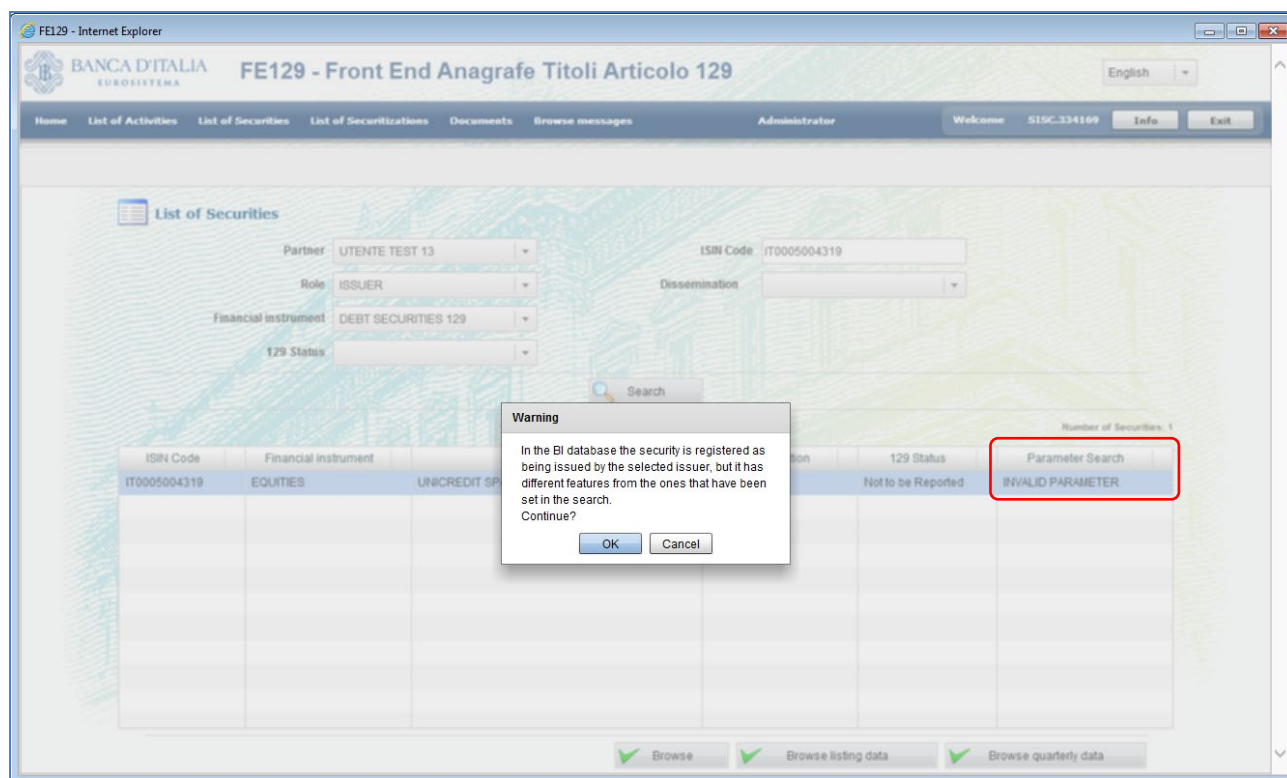
The screenshot shows the FE129 interface with the following details:

- Search Parameters:**
 - Partner: UTENTE TEST 13
 - Role: ISSUER
 - Financial instrument: (empty)
 - 129 Status: (empty)
 - ISIN Code: IT0005004814
 - Dissemination: (empty)
- Warning Dialog:**

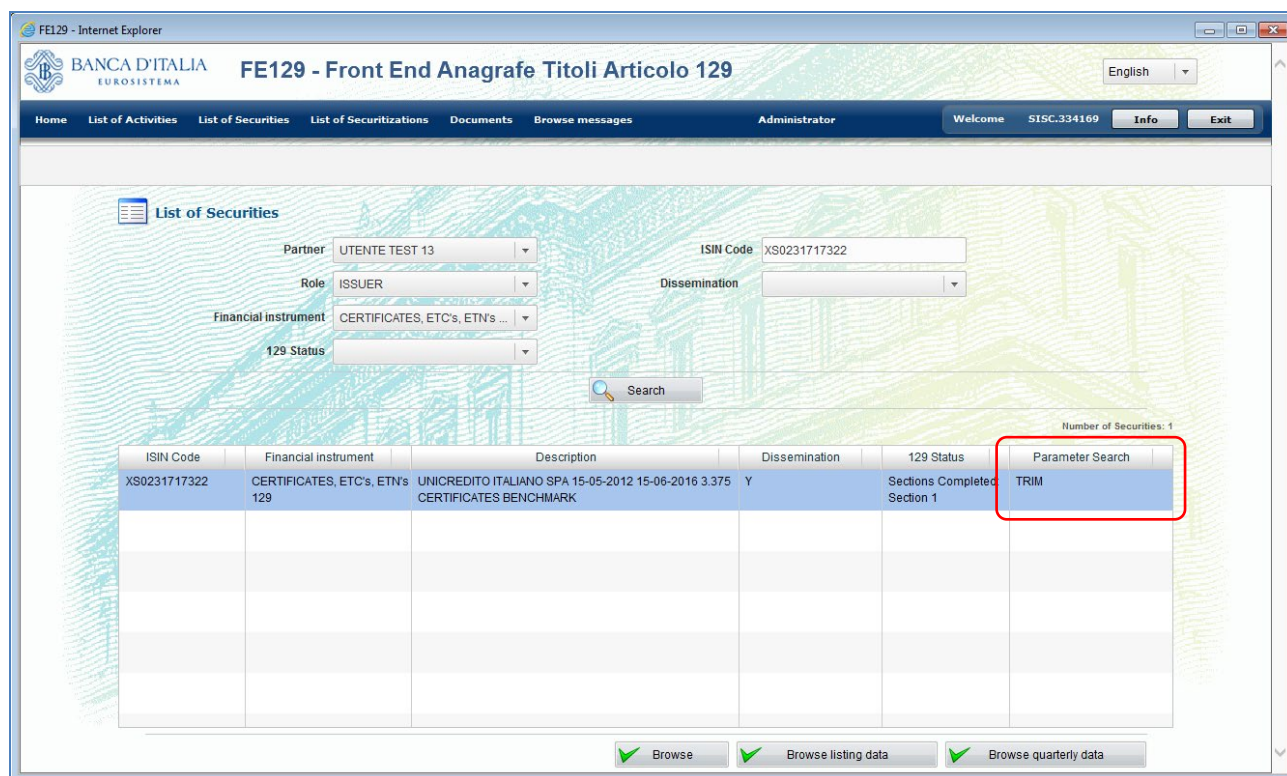
Warning
Security exists in BI Securities Database but its Issuer is different from selected issuer.
OK
- Results Table:**

ISIN Code	Financial instrument	Description	Dissemination	129 Status	Search Criteria
IT0005004814					INVALID ISSUER
- Buttons:** "Browse", "Browse listing data", "Browse quarterly data" (all with green checkmarks).

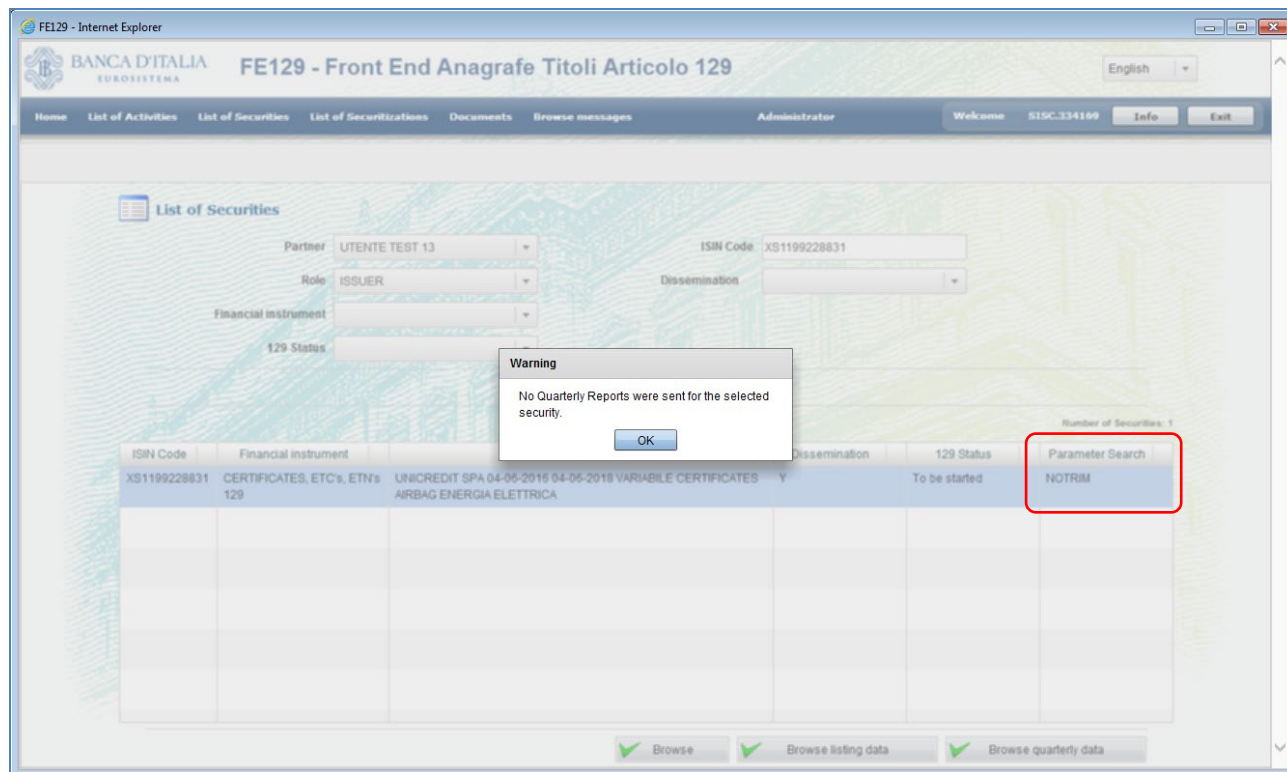
- **INVALID PARAMETER:** the security exists, the issuer selected is correct, but it has different features from those set as search parameters (**Financial Instrument, Dissemination, 129 Status**). The security (or its listing data) can be displayed, but when it is selected a pop-up appears asking whether to continue or cancel the process.



- **TRIM:** the Certificate/Covered Warrant is registered and has been issued by the selected issuer. It is possible to browse its details and its quarterly reported data as well.



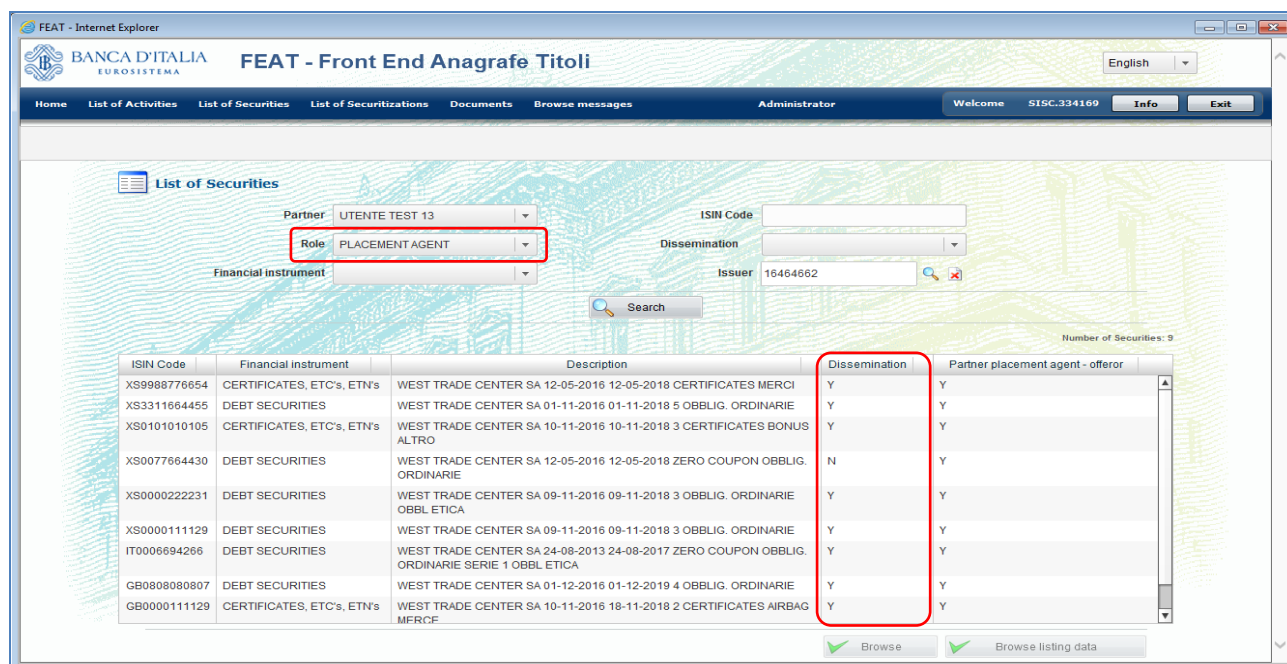
- **NO TRIM:** the Certificate/Covered Warrant is registered and has been issued by the selected issuer. No quarterly reporting has been performed yet. Information details and listing data can be browsed but when clicking on **Browse Quarterly Data** the following pop-up appears.



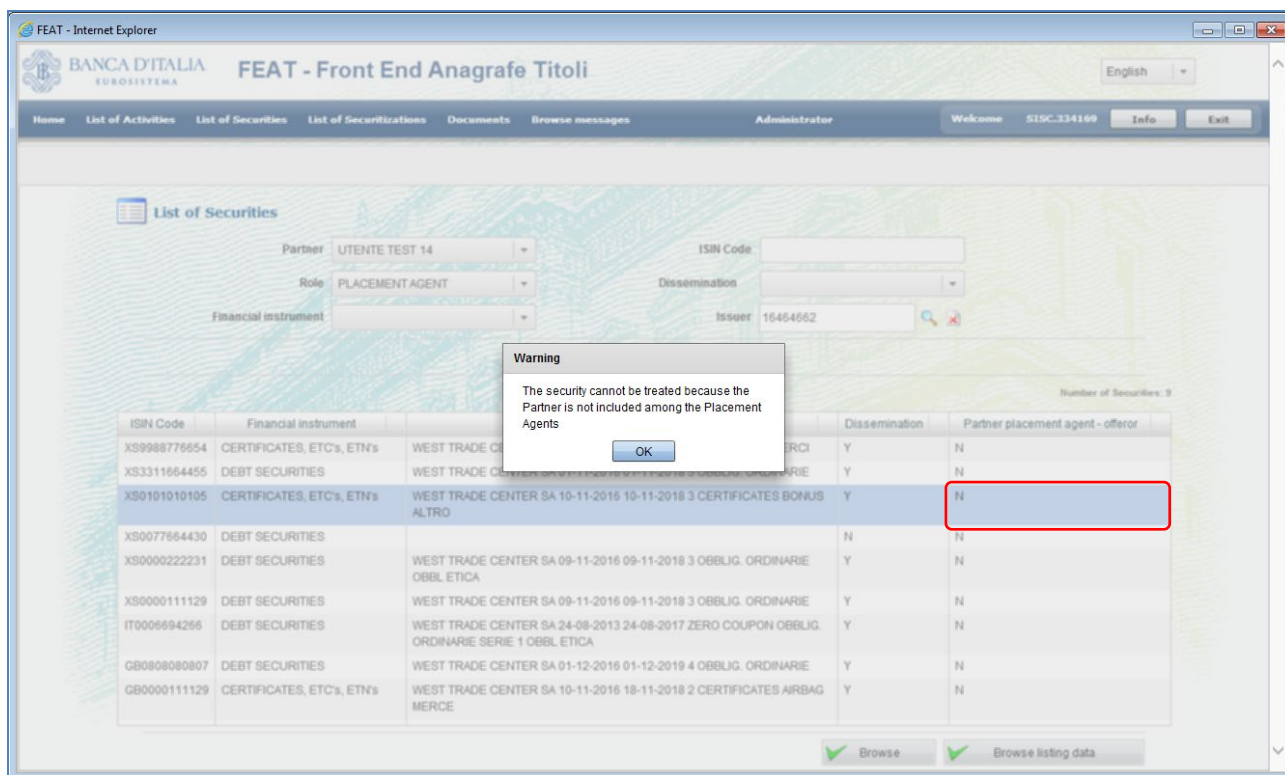
PLACEMENT AGENT ROLE

For FEAT Placement Agent Role the list of securities produced by the search also shows the column **Partner Placement Agent-Offerrer**, which may have the following values:

- Y: where the Partner actually places the security. Only in this case can the security be selected and displayed
- N: where the Partner does not place the security. If the security is still not disseminated (**Dissemination** = N) the **Description** is not displayed.

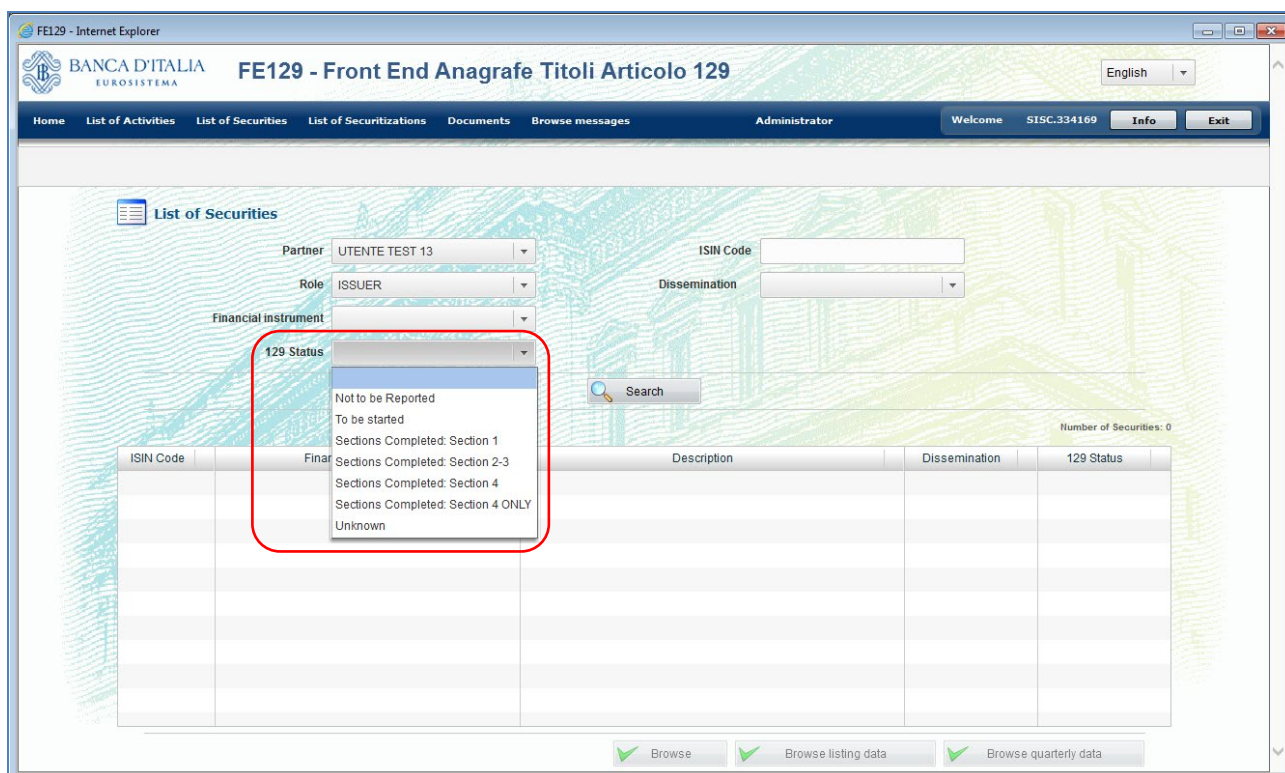


Moreover, if the Partner is not the Placement Agent, the security details cannot be displayed: after selecting the security for display, the message below appears



FE129 ROLES – ADDITIONAL FIELDS

In FE129 the Securities List allows an additional search criterion, i.e. **129 Status**, which correspond to the state of progress of 129 reporting



129 Status is displayed in the list of securities panel:

FE129 - Internet Explorer

BANCA D'ITALIA EUROSISTEMA

FE129 - Front End Anagrafe Titoli Articolo 129

English

Home List of Activities List of Securities List of Securitizations Documents Browse messages Administrator Welcome SISC.334169 Info Exit

List of Securities

Partner: UTENTE TEST 13

Role: ISSUER

Financial instrument: (empty)

129 Status: (empty)

ISIN Code: (empty)

Dissemination: (empty)

Search

Number of Securities: 282

ISIN Cod	Financial instrument	Description	Dissemination	129 Status
XS5678432 921	COVERED WARRANTS AND LEVERAGE CERTIFICATES 129	UNICREDIT SPA CALL AMERICANO CW CALL SU PANIERI DI AZIONI PIPPO PANIERE 100 26-07-2014	Y	Not to be Reported
XS5678430 925	COVERED WARRANTS AND LEVERAGE CERTIFICATES 129	UNICREDIT SPA CALL AMERICANO CW CALL SU PANIERI DI AZIONI PIPPO PANIERE 100 26-07-2014	Y	Not to be Reported
XS2345678 911	COVERED WARRANTS AND LEVERAGE CERTIFICATES 129	UNICREDIT SPA CW CALL SU INDICI (BORSA E ALTRI) PAPA INDICI 16-05-2012 16-05-2015 4556.89 CALL	Y	Sections Completed: Section 2-3
XS1199228 831	CERTIFICATES, ETC's, ETN's 129	UNICREDIT SPA 04-06-2016 04-06-2018 VARIABILE CERTIFICATES AIRBAG ENERGIA ELETTRICA	Y	To be started
XS0934390 823	DEBT SECURITIES	UNICREDIT SPA 21-05-2013 21-05-2014 VARIABILE OBBLIG. ORDINARIE SERIE 563	Y	Not to be Reported

Browse Browse listing data Browse quarterly data

In FE129, where **Instrument** is not set as a search criterion, the list of securities produced by the search will contain all the securities issued by the **Partner**, including those out of scope for the reporting.

For FE129 Placement Agent, the resulting securities list shows further attributes :

- **Placement Terms** of the security
- **Placement Agent Role** within the placement

FE129 - Internet Explorer

BANCA D'ITALIA EUROSISTEMA

FE129 - Front End Anagrafe Titoli Articolo 129

English

Home List of Activities List of Securities List of Securitizations Documents Browse messages Administrator Welcome SISC.334169 Info Exit

List of Securities

Partner: UTENTE TEST 13

Role: PLACEMENT AGENT

Financial instrument: (empty)

129 Status: (empty)

ISIN Code: (empty)

Dissemination: (empty)

Issuer: 16464662

Search

Number of Securities: 9

ISIN Code	Financial insti	Description	Dis	129 Status	Partner place	Placement Terms	Placement Agent Role	Placement Agent Repo
XS9988776654	CERTIFICATES, ETC's, ETN's 129	WEST TRADE CENTER SA 12-05-2016 12-05-2018 CERTIFICATES MERCI	Y	Sections Completed: Section 4 ONLY	Y	Syndicated, more than one placement agent in Italy, no pot system, with Resp. for the settlement	PLACEMENT AGENT (Reporting only for Section 4)	YES
XS3311664455	DEBT SECURITIES	WEST TRADE CENTER SA 01-11-2016 01-11-2018 5 OBBLIG. ORDINARIE	Y	Sections Completed: Section 1	Y	Syndicated, more than one placement agent in Italy, no pot system, with Resp. for the settlement	RESP. FOR SETTLEMENT WITH THE ISSUER	YES
XS0101010105	CERTIFICATES, ETC's, ETN's 129	WEST TRADE CENTER SA 10-11-2016 10-11-2018 3 CERTIFICATES BONUS ALTRO	Y	Sections Completed: Section 4 ONLY	Y	Syndicated, more than one placement agent in Italy, no pot system, with Resp. for the settlement	PLACEMENT AGENT (Reporting only for Section 4)	YES
XS0077664430	DEBT SECURITIES	WEST TRADE CENTER SA 12-05-2016 12-05-2018 ZERO COUPON OBBLIG. ORDINARIE	N	Not to be Reported	Y			
XS0000222231	DEBT	WEST TRADE CENTER SA 09-11-	Y	Sections	Y	Syndicated, more than	PLACEMENT AGENT	YES

3.4. Securitizations List

This function is only available for Italian FVCs (Financial vehicle corporations) and allows browsing data on Securitizations engaged by the Partner.

The only available search criterion is **Securitization ID**.

By clicking on **Search** the list of securitizations associated with the Partner is displayed.

FEAT - Internet Explorer

BANCA D'ITALIA EUROSISTEMA

FEAT - Front End Anagrafe Titoli

English

Home List of Activities List of Securities List of Securitizations Documents Browse messages Administrator

Welcome SISC.334169 Info Exit

List of Securitizations

Partner: UTENTE TEST 20

Securitization ID: 999

Search

Number of Securitizations: 1

Securitization ID	Description
999	VENEZIA DOGE

Browse

Securitizations can be selected from the list to display all the relevant information in the BI security database by clicking on **Browse** or double clicking the securitization.

FEAT - Internet Explorer

BANCA D'ITALIA EUROSISTEMA

FEAT - Front End Anagrafe Titoli

English

Home List of Activities List of Securities List of Securitizations Documents Browse messages Administrator

Welcome SISC.334169 Info Exit

Partner: UTENTE TEST 20

Securitization ID: 999

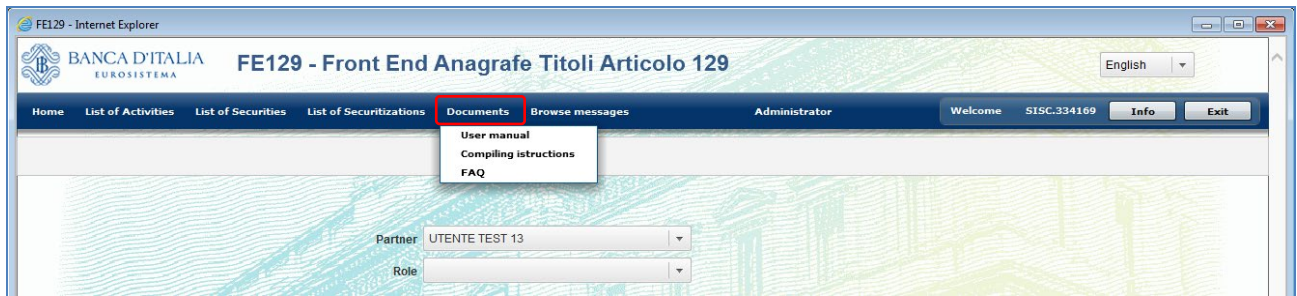
Search

Number of Securitizations: 1

Securitization ID	Description
999	VENEZIA DOGE

Browse

3.5. Documentation

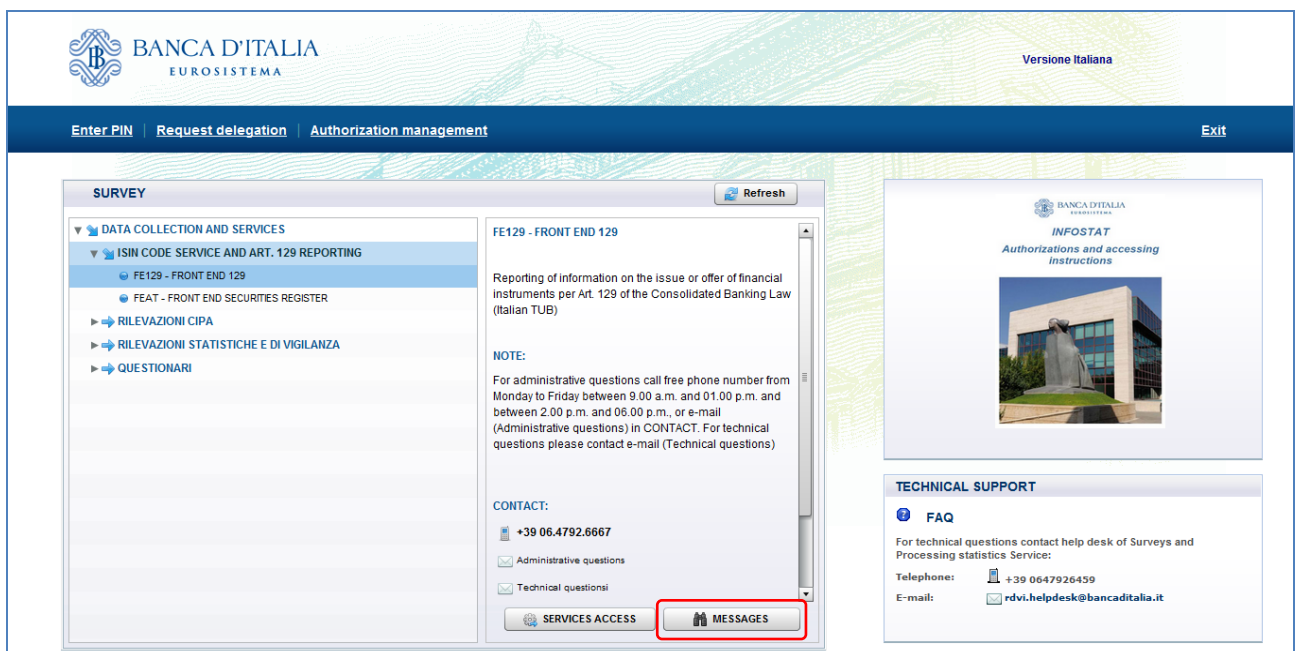


The drop-down menu displays the general documentation for the application:

- Operating manual (this document)
- Instructions for compiling FEAT and FE129 messages
- FAQ.

3.6. Browse Messages

Messages between a Partner and the Bank have a progressive number (protocol) set by the application and may include one or more attachments (e.g. reporting flows, documents, notifications, rejections). To display the messages received or sent by the Partner (e.g. relating to the Send process) select from the toolbar the item **Browse Messages** or use the button **Messages** in the INFOSTAT homepage to the right of the button **ACCESS SERVICES**.



The view function has two separate sections for **Message Sent** (e.g. reporting) and **Message Received** (e.g. notices, rejections).

Both ways of access open the following panel in which some search options are available (**Partner**, **Type of message**, **Most recent message**)². The search by **Survey** is automatically set on the basis of the survey previously selected and it cannot be varied.

FE129 - Front End Anagrafe Titoli Articolo 129

Messages

Message received | Message Sent

Partner: Survey: From: To: Reset

Most recent message: ☒

Message type: (dropdown menu open showing: Any, Check notification, Communication, Discard, Protocol notification)

Search | Search reset

Survey	Production date	Protocol N.	Protocol date	Ref. date	Send type	Message type	Original message
FE129 - FRONT END 129	2016-12-16 11:17:55	IT201600000000172559	2016-12-16 11:17	2016-12-15	invio ufficiale	notifica	IT201600000000172544

Message attached:

Download	Fragment type	File
	Documenti	doc0IT201600000000172559_FE129_XS000022231_EN.pdf
	Documenti	doc1IT201600000000172559_FE129_XS000022231_IT.pdf

FE129 - Front End Anagrafe Titoli Articolo 129

Messages

Message received | Message Sent

Partner: Survey: From: To: Reset

Most recent message: ☒

Send type: (dropdown menu open showing: Any, Check notification, Communication, Discard, Protocol notification)

Message category: Source of message:

Search | Search reset

Survey	Production date	Protocol N.	Protocol date	Ref. date	Send type	Message	Operator	Source of	Reply message
FE129 - FRONT END 129	2016-12-15 15:36:38	IT201600000000172544	2016-12-15 15:39	2016-12-15	invio ufficiale	invio	SISC.334169	Data Entry	IT201600000000172552

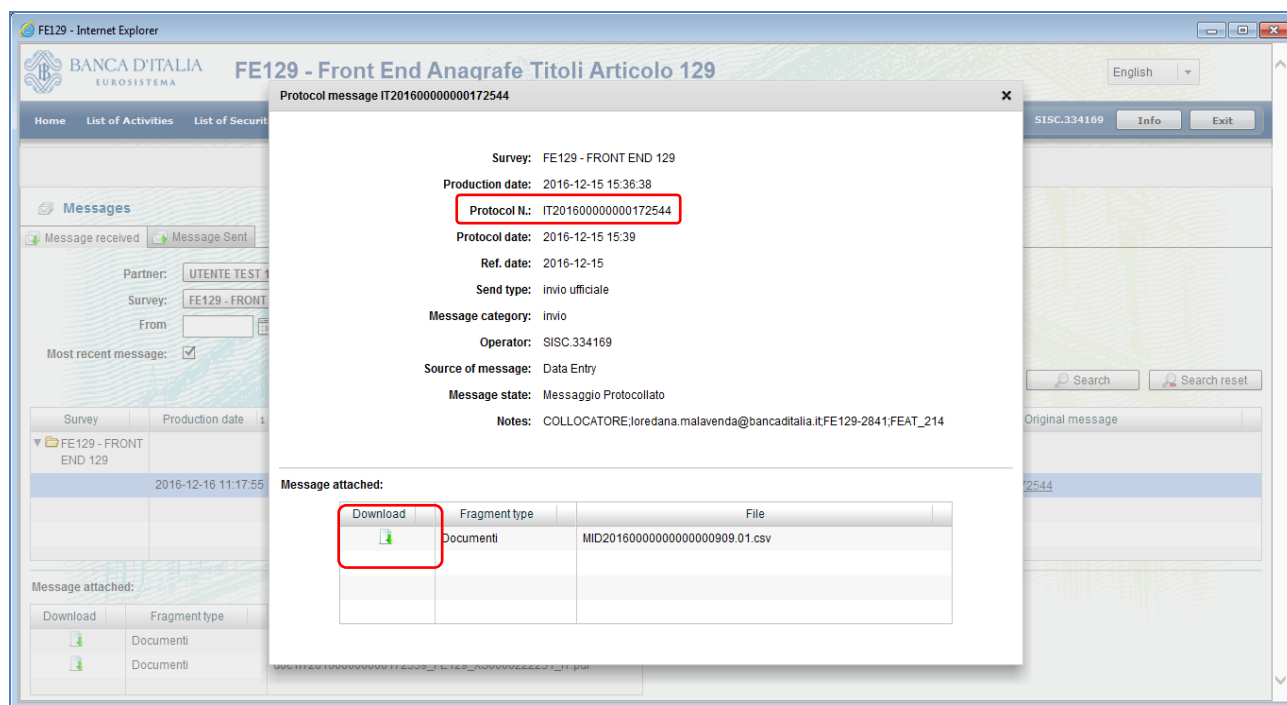
Message attached:

Download	Fragment type	File
	Documenti	MID20160000000000000909.01.csv

² In the Section Message Sent additional search criteria are available such as **Send Type** and **Source of Message**. These criteria are set to constant values 'Invio Ufficiale (Official sending)' and 'Data entry' for the applications FEAT/FE129.

The **Messages** function allows to browse the main reference data of messages and their relevant attachments; furthermore it gives the option to browse through a complete list of messages, the most recent message or only the ones that have been received within a predetermined period of time.

It is also possible to browse the details of a single message by selecting its **Protocol N.**; its attachments will be shown in the general window or in the detail pop-up and may be selected through the download icon.



Messages sent/received are often related one to the other. Messages received, especially, may contain a reference to the 'original' message that led to them (e.g. a notification of data acquisition will contain a reference to the message concerning the sent data flow); messages sent may contain a reference to the 'reply' message.



BANCA D'ITALIA **FE129 - Front End Anagrafe Titoli Articolo 129** English

Home List of Activities List of Securities List of Securitizations Documents Browse messages Administrator Welcome SISC.334169 Info Exit

Messages

Message received **Message Sent**

Partner: UTENTE TEST 13 - NUOVA RACCOLTA Send type: Any
 Survey: FE129 - FRONT END 129 Message category: Any
 From: To: Reset Source of message: Any
 Most recent message: ☒

Search Search reset

Survey	Production date	Protocol N.	Protocol date	Ref. date	Send type	Message	Operator	Source of	Reply message
FE129 - FRONT END 129	2016-12-15 15:36:38	IT201600000000172544	2016-12-15 15:39	2016-12-15	invio ufficiale	invio	SISC.334169	Data Entry	IT201600000000172559

3.6.1. FEAT/FE129 message flows

Below is a description of the flow of messages exchanged between Partner and Bank during the acquisition and processing steps of a FEAT/FE129 report, as they are shown in the sections **Message received** and **Message sent** of the **Message** view function.

1. When despatch of an activity is completed, the sent messages list will include the message forwarded to the Bank with the protocol number it has been assigned.

BANCA D'ITALIA **FE129 - Front End Anagrafe Titoli Articolo 129** English

Home List of Activities List of Securities List of Securitizations Documents Browse messages Administrator Welcome SISC.334169 Info Exit

Messages

Message received **Message Sent**

Partner: UTENTE TEST 13 - NUOVA RACCOLTA Send type: Any
 Survey: FE129 - FRONT END 129 Message category: Any
 From: To: Reset Source of message: Any
 Most recent message: ☒

Search Search reset

Survey	Production date	Protocol N.	Protocol date	Ref. date	Send type	Message	Operator	Source of	Reply message
FE129 - FRONT END 129	2016-12-15 15:36:38	IT201600000000172544	2016-12-15 15:39	2016-12-15	invio ufficiale	invio	SISC.334169	Data Entry	

2. Afterwards, the Partner receives a first message notifying assignment of a protocol number (Message Type: Notification of Protocol): the system assigns the protocol number identifying the message sent and communicates it to the Partner. The field **Original message** bears the protocol number of the sent message.

BANCA D'ITALIA **FE129 - Front End Anagrafe Titoli Articolo 129** English

Home List of Activities List of Securities List of Securitizations Documents Browse messages Administrator Welcome SISC.334169 Info Exit

Messages

Message received Message Sent

Partner: UTENTE TEST 13 - NUOVA RACCOLTA Message type: Protocol notification

Survey: FE129 - FRONT END 129

From: To: Reset

Most recent message: ☒

Search Search reset

Survey	Production date	Protocol N.	Protocol date	Ref. date	Send type	Message type	Original message
FE129 - FRONT END 129	2016-12-15 15:39:37	IT201600000000172545	2016-12-15 15:39	2016-12-15	invio ufficiale	notifica di protocollo	IT201600000000172544

3. The activity is transferred and processed in the Back-End of BI Securities Database.

4. The outcome of the acquisition of the activity sent is notified to the Partner by:

a) message with Message Type: Notification ('notifica') for positive outcomes:

BANCA D'ITALIA **FE129 - Front End Anagrafe Titoli Articolo 129** English

Home List of Activities List of Securities List of Securitizations Documents Browse messages Administrator Welcome SISC.334169 Info Exit

Messages

Message received Message Sent

Partner: UTENTE TEST 13 - NUOVA RACCOLTA Message type: Communication

Survey: FE129 - FRONT END 129

From: To: Reset

Most recent message: ☒

Search Search reset

Survey	Production date	Protocol N.	Protocol date	Ref. date	Send type	Message type	Original message
FE129 - FRONT END 129	2016-12-16 11:17:55	IT201600000000172559	2016-12-16 11:17	2016-12-15	invio ufficiale	notifica	IT201600000000172544

b) message with Message Type: Discard ('scarto') for negative outcomes:

BANCA D'ITALIA **FE129 - Front End Anagrafe Titoli Articolo 129** English

Home List of Activities List of Securities List of Securitizations Documents Browse messages Administrator Welcome SISC.334169 Info Exit

Messages

Message received Message Sent

Partner: UTENTE TEST 13 - NUOVA RACCOLTA Message type: Discard

Survey: FE129 - FRONT END 129

From: To: Reset

Most recent message: ☒

Search Search reset

Survey	Production date	Protocol N.	Protocol date	Ref. date	Send type	Message type	Original message
FE129 - FRONT END 129	2016-12-16 11:17:55	IT201600000000172559	2016-12-16 11:17	2016-12-15	invio ufficiale	scarto	IT201600000000172544

In both cases the field **Original Message** will bear the message protocol number as referred to the one sent by the Partner

Every Notification and Discard message has one or more documents attached containing information on the acquisition (e.g. ISIN code assigned, reason for discard, etc.), as well as the protocol number of the message sent by the Partner to which the Notification/Discard message refers and the identification of the activity (FEAT-) to which the message sent relates.

FE129 - Front End Anagrafe Titoli Articolo 129

English

Home List of Activities List of Securities List of Securitizations Documents Browse messages Administrator Welcome SISC.334169 Info Exit

Messages

Message received Message sent

Partner: UTENTE TEST 13 - NUOVA RACCOLTA Message type: Communication

Survey: FE129 - FRONT END 129

From: To: Reset

Most recent message: ☒

Search Search reset

Survey	Production date	Protocol N.	Protocol date	Ref. date	Send type	Message type	Original message
FE129 - FRONT END 129	2016-12-16 11:17:55	IT201600000000172559	2016-12-16 11:17	2016-12-15	invio ufficiale	notifica	IT201600000000172544

Message attached:

Download	Fragment type	File
	Documenti	doc0IT201600000000172559_FE129_XS000022231_EN.pdf
	Documenti	doc1IT201600000000172559_FE129_XS000022231_IT.pdf

5. At the end of the process, in the section **Message sent** the Partner original message will be linked to the notification/discard message issued by the Bank. Therefore in the field **Reply message** will be shown the protocol of the acquisition outcome as determined by the Bank.

FE129 - Front End Anagrafe Titoli Articolo 129

English

Home List of Activities List of Securities List of Securitizations Documents Browse messages Administrator Welcome SISC.334169 Info Exit

Messages

Message received Message sent

Partner: UTENTE TEST 13 - NUOVA RACCOLTA Send type: Any

Survey: FE129 - FRONT END 129 Message category: Any

From: To: Reset Source of message: Any

Most recent message: ☒

Search Search reset

Survey	Production date	Protocol N.	Protocol date	Ref. date	Send type	Message	Operator	Source of	Reply message
FE129 - FRONT END 129	2016-12-15 15:36:38	IT201600000000172544	2016-12-15 15:39	2016-12-15	invio ufficiale	invio	SISC.334169	Data Entry	IT201600000000172559

3.7. Facilities for the management of entities

The following facilities are useful for the management of entities different from the reporting Partner.

The functioning of the facilities varies depending on the type of *role* of the entity involved:

- **Issuer:** the application provides the users with browsing, registration and update facilities (see § 3.7.1). The browsing facility allows users to search for a requested issuer within the BI Securities Database according to a specific perimeter search. If the search doesn't return any result, it will be possible to proceed to the issuer's registration only for resident issuers – within FEAT application – by means of a specific function (see § 3.7.2).
- **Other entities who are somehow involved in the securities' issues** (Parent Company, Lead Manager, Guarantor, Guarantor's Parent Company): the application provides the users with browsing, registration and update facilities (see § 3.7.3). The browsing facility allows users to search for the requested entity within the BI Securities Database. If the search doesn't return any result, it will be possible to proceed to the issuer's registration by means of a specific function (see § 3.7.4).

3.7.1. Issuer selection

The **Issuer** selection field is enabled for all FEAT and FE129 roles except for the Issuer role. In Request for/Registration of ISIN messages and when searching securities to browse (see § 3.3) or update (see § 4.3) registered information, reporting Partners have to select a third entity as issuer³.

Below is a description about the functioning and the search perimeter of the "Issuer Selection" facility for the different operating roles.

PARENT COMPANY ROLE (FE129)

The search covers all non-resident entities belonging to the banking group whose parent company is the reporting Partner.

By clicking on **List of Securities**:

³ As a matter of fact, by selecting the Issuer Role – therefore acting as issuer – the Partner is automatically set

- as issuer in **Request for/Registration of ISIN** messages.
- as search criterion in the **Securities List**
- as search criterion in **Search for ISIN to update** (see § 4) for the creation of update communications

By clicking on **Search ISIN to update** after selecting a Registration of ISIN or an Update message:

[illegible]

By clicking on **Compile** after selecting a Request for ISIN message:

☒ New Activity

☐ Continue Previous Activity

List of Activities

Number of Activities: 0

Number of Activities	Description	Status	ISIN Code	Last modified	Issuer

In all the cases described, the issuer search is activated by clicking on the magnifier icon located on the right of the field. In the following window, after clicking the **Search** button, a list of entities matching the criteria is displayed, from which the requested entity may be selected by means of the **Select** button.

Search Issuer

Entity code

Entity name

LEI Code

Search

Total records: 86429

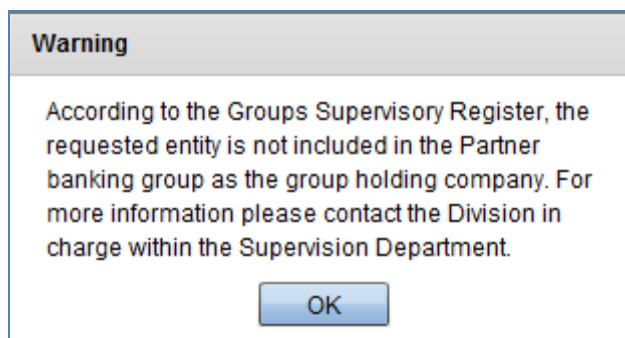
Visible records: 2000

Entity code	Entity name	LEI Code
32077206	DA AFGHANISTAN BANK	LEI00ABC123
14692373	SAUDI ARABIAN MONETARY AGENCY	
1269633	BANCO CENTRAL DE LA REPUBLICA ARGENTINA	
32149561	BUENOS AIRES PROVINCIA DE	
32450308	BUENOS AIRES-CITTA DI	
1287985	MENDOZA-PROVINCIA DI	

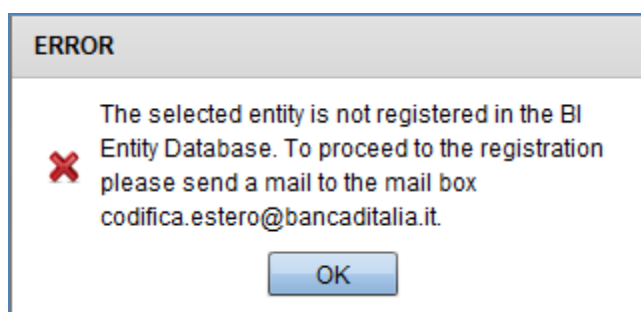
Cancel

Select

Whenever the search with the entered parameters does not return any results (entity not found or list empty) a pop-up will advise the user to contact the Bank's competent Supervision Division.

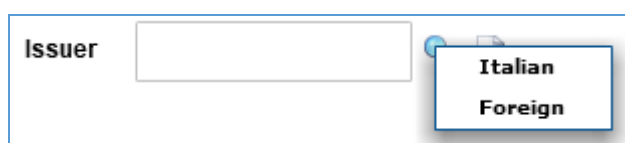


The entity (belonging to the banking group of which the Partner is parent company) may not be registered within the BI Securities database. If so, when searching the securities issued by the entity a pop-up will appear asking to register the entity by sending a request to titoli.estero@bancaditalia.it.

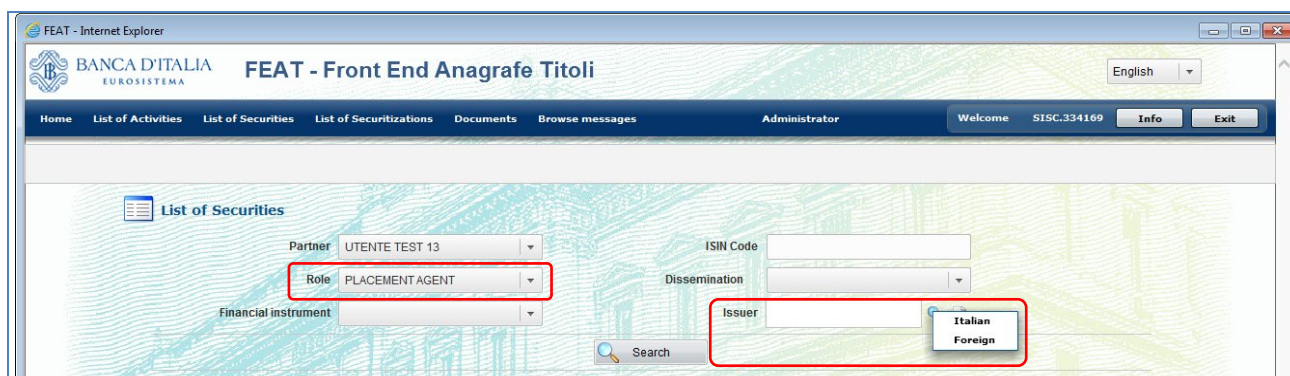


PLACEMENT AGENT ROLE (FEAT-FE129)

To start a search click on the magnifier icon located on the right of the field **Issuer**. In FEAT the issuer's place of residence is to be previously set, whereas in FE129 this step is not requested as placement agents are to report only securities issued by non-resident issuers.



By clicking on **List of Securities**:



By clicking on **Search ISIN to update** after selecting an Update message⁴:

ISIN Code

Issuer *

Search

ISIN Code	Description	Partner place

Close

Browse

Number of Securities: 0

By clicking on **Compile** after selecting a Request for ISIN message:

New Activity

Continue Previous Activity

Issuer

List of Activities

Activity Number	Description	Status	ISIN Code	Last modified	Issuer

Close

New

Number of Activities: 0

The prior selection of resident issuers (**Italian**) starts the following window in which the **Tax Code** is to be filled in the complete extension whereas **LEI code** and **Entity Full Name** may be inserted also in a partial form.

Search Issuer

Tax Code

LEI Code

Entity Full Name

Search

Visible records: 0

Cancel

Select

⁴ The "Registration of ISIN" message doesn't request to previously set the issuer's place of residence because the placement agent is allowed to register only the securities issued by resident issuers.

The prior selection of non-resident issuers ("**Foreign**") starts the following window in which the **Entity Code** is to be filled in the complete extension whereas **LEI code** and **Entity Full Name** may be inserted also in a partial form.

For **FE129** a further three search criteria are automatically set:

- Country of Residence other than Italy;
- Type of entity other than Sovereign State;
- Entity not belonging to a banking group with resident parent company.

After clicking the **Search** button, a list of entities matching the criteria is displayed, from which the requested entity may be selected.

If the search doesn't return the requested result (no issuer found) it is possible to proceed to the issuer's registration by forwarding a "General Communication" bearing the entity's reference attributes.

Only through FEAT function **Compile** is it possible to activate a resident issuer registration within the very Request for ISIN message (see § 3.7.2).

REPORTING ENTITY ROLE (FEAT)



The issuer may be searched only for Italian securities with dissemination status = Y, except for the "Request for ISIN with final data" message for debt securities. The Issuer search is performed by clicking on the magnifier icon located on the right of the field.


The search windows are the same as those described for the Placement Agent Role.

By clicking on **List of Securities**:

By clicking on **Search ISIN to update** after selecting an Update message:



ISIN Code

Issuer *  

 Search



Number of Securities: 0

ISIN Code	Description	Issuer

 Close  Browse

By clicking on **Compile** after selecting a Request for ISIN message:



☒ New Activity ☐ Continue Previous Activity

Issuer  

List of Activities

Number of Activities: 0

Activity Number	Description	Status	ISIN Code	Last modified	Issuer

 Close  New

In case of no result when searching for a non-resident issuer, it is necessary to request the registration by sending a “General Communication” bearing the entity's reference attributes.

Only by clicking on **Compile** within the Request for ISIN message enables the resident issuer registration (see § 3.7.2).

3.7.2. Issuer registration (FEAT)

The facility is available only within FEAT application and only for resident issuers. If the security issuer has not been found in the BI Securities Database, it can be registered via the "Start Registration" button available in the issuer search window within the compilation (**Compile** button) of a request for ISIN message.

The "Start Registration" button is enabled only after having performed at least one search with any criteria.

To start the registration it is required to indicate the tax code of the issuer to be registered.

To start the registration it is required to enter a valid tax code.

The registration is started only if, by clicking on the "Start Registration" button, the tax code indicated has not been found in the BI Securities Database.

The Request for ISIN message is automatically created with the additional section "**Registration Data for Issuer**", in which it is mandatory to enter all data required for the registration. The registration data section could be pre-filled if the tax code has been found in the BI Entities Database. The pre-filled data are editable.

3.7.3. Selection of Entity other than Issuer

The selection of entities somehow involved in the security issue (Parent Company, Lead Manager, Guarantor Parent Company) is enabled in the body of all messages that may enter or update information in the section **Financial Instrument Information**.

The search is performed clicking on the magnifier icon located on the right of the field. The selection facility allows the search of the entity in the BI Securities Database. If the search returns no result it will be possible to proceed to the entity registration using the specific function (see § 3.7.4).

For resident entities the search parameters are the Taxpayer code, the Entity name, the Subgroup of economic activity and the LEI code.

Search interface for resident entities. Fields include Tax Code, Entity Full Name, Subgroup of Economic Activity, and LEI Code. A Search button is present. The results area shows 'Visible records: 0'. Buttons at the bottom include Cancel, Start Registration, and Select.

For non-resident entities the search parameters are the BI entity code, the Entity name, the Subgroup of economic activity, the Country of residence and the LEI code.

Search interface for non-resident entities. Fields include Entity Code, Entity Full Name, Subgroup of Economic Activity, Country, and LEI Code. A Search button is present. The results area shows 'Visible records: 0'. Buttons at the bottom include Cancel, Start Registration, and Select.

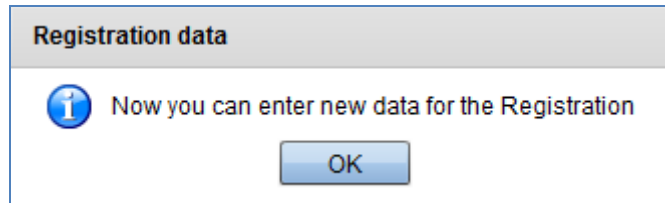
3.7.4. Registration of entity other than Issuer

Again, with regard to all messages that may enter or update information in the section **Financial Instrument Information**, in the window that opens when the entities search is enabled (see previous paragraph) the registration procedure is available. More specifically, if the search doesn't return any result it will be possible to activate the registration of the entity (Parent Company, Lead Manager, Guarantor Parent Company) by clicking on the button **Start Registration**.

Search Resident Lead Manager B&D - Resp. Sett. window. The Tax Code field is highlighted with a red box and contains the value '12345678903'. The Start Registration button at the bottom is also highlighted with a red box. The results area shows 'Total records: 0' and 'Visible records: 0'.

For resident entities the **"Start Registration"** button is enabled only after having performed at least one search with any criteria. The search windows and the checks related to the registration procedure are the same as those described for the Issuer Registration (§3.7.2).

For non-resident entities the registration procedure is enabled since the opening of the search window. By clicking on the "Start Registration" button it will displayed the following window:



Consequently, both for resident and non-resident entities, the section bearing the fields related to the entity reference attributes will be added to the selected message form. Depending on the type of entity, the following templates are available:

- Registration data for Issuer Parent Company
- Registration data for Lead Manager
- Registration data for Guarantor
- Registration data for Guarantor Parent Company

 A screenshot of the FE129 - Front End Anagrafe Titoli Articolo 129 web application. The interface includes a top navigation bar with links like Home, List of Activities, List of Securities, etc. The main content area shows a form for "Registration Data for Parent Company" with fields for Entity Full Name, Country, Subgroup of Economic Activity, Legal Form, and LEI Code. Below this are sections for "Resident entities" (Tax Code, Head Office city) and "Non-resident entities" (Foreign Location). A left sidebar contains a tree view with "Registration data" expanded, showing sub-items like "Registration Data for Parent Company of the Issuer". At the bottom left, there is a "List of Attachments" table and buttons for Remove, Attach, Restore, Save, Deliver, and Export.

The registration data sections for resident entities could be pre-filled if the tax code has been found in the BI Entities Database. The pre-filled data are editable.

4. Access to messages

There are two main types of messages forwarded to the Bank:

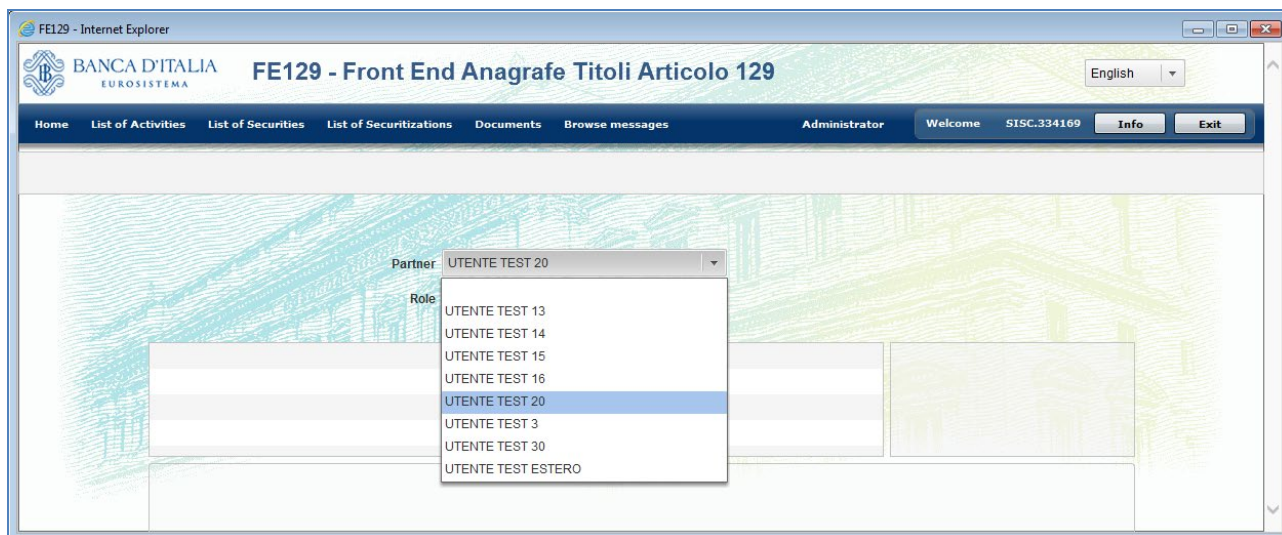
- Reporting of a new security in the BI Securities Database (e.g. Request for/Registration of ISIN);
- Update of securities already registered in the BI Securities Database (e.g. Communication of final data, Communication of 129 reference attributes - Section 1, Communication of redemptions)

Compiling a message may be performed either by starting a new activity or by continuing a previously saved one. In the latter case the activity status may be not yet completed or completed but not yet forwarded to the Bank.

Messages – whatever their type and whatever their completion status – are accessed from the home page. To browse available messages it is necessary

Step 1: enter the field **Partner** and **Role**.

The list of Partners for which the user is authorized appears in the drop-down menu of the field **Partner**.



Each Partner can be authorized for one or more Roles:

- For FEAT: Issuer, Placement Agent, Reporting Entity;

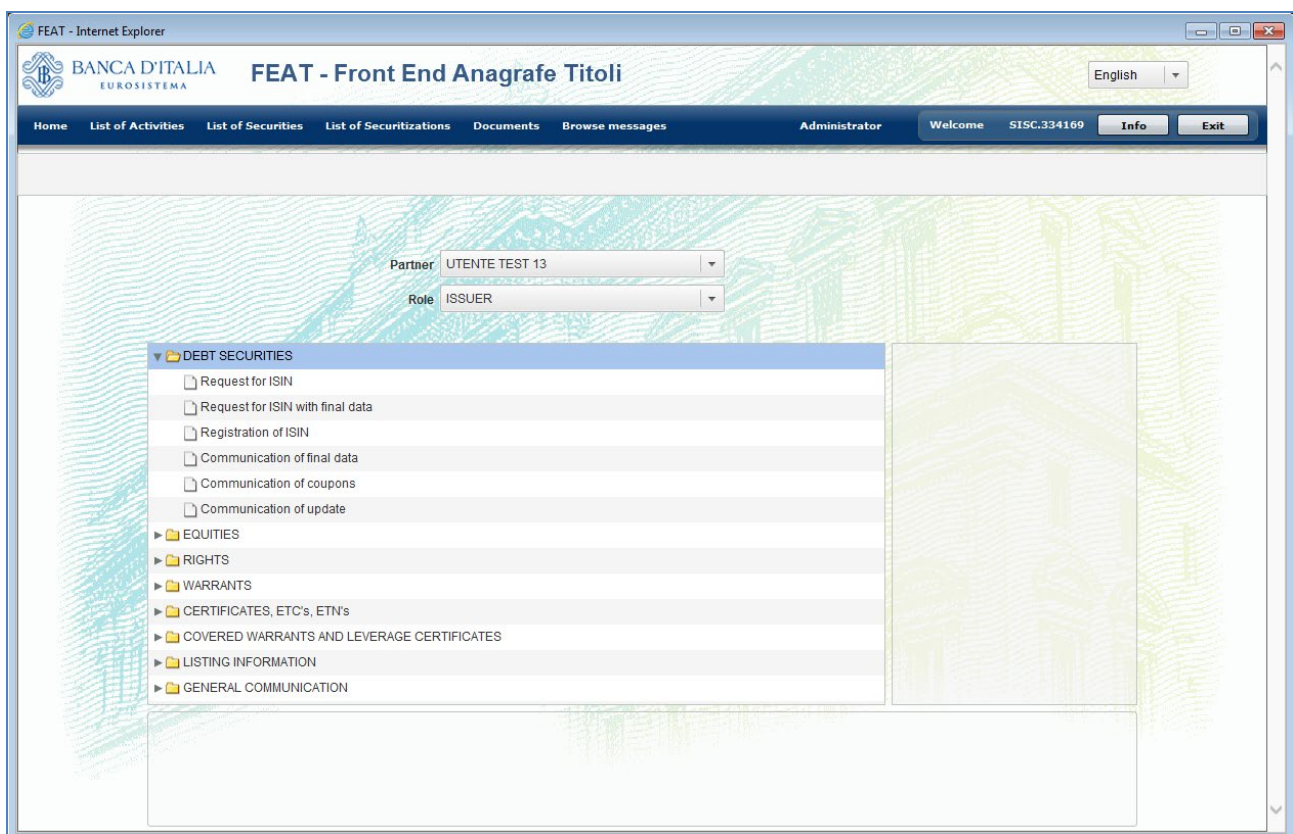


- For FE129: Issuer, Placement Agent, Parent Company.



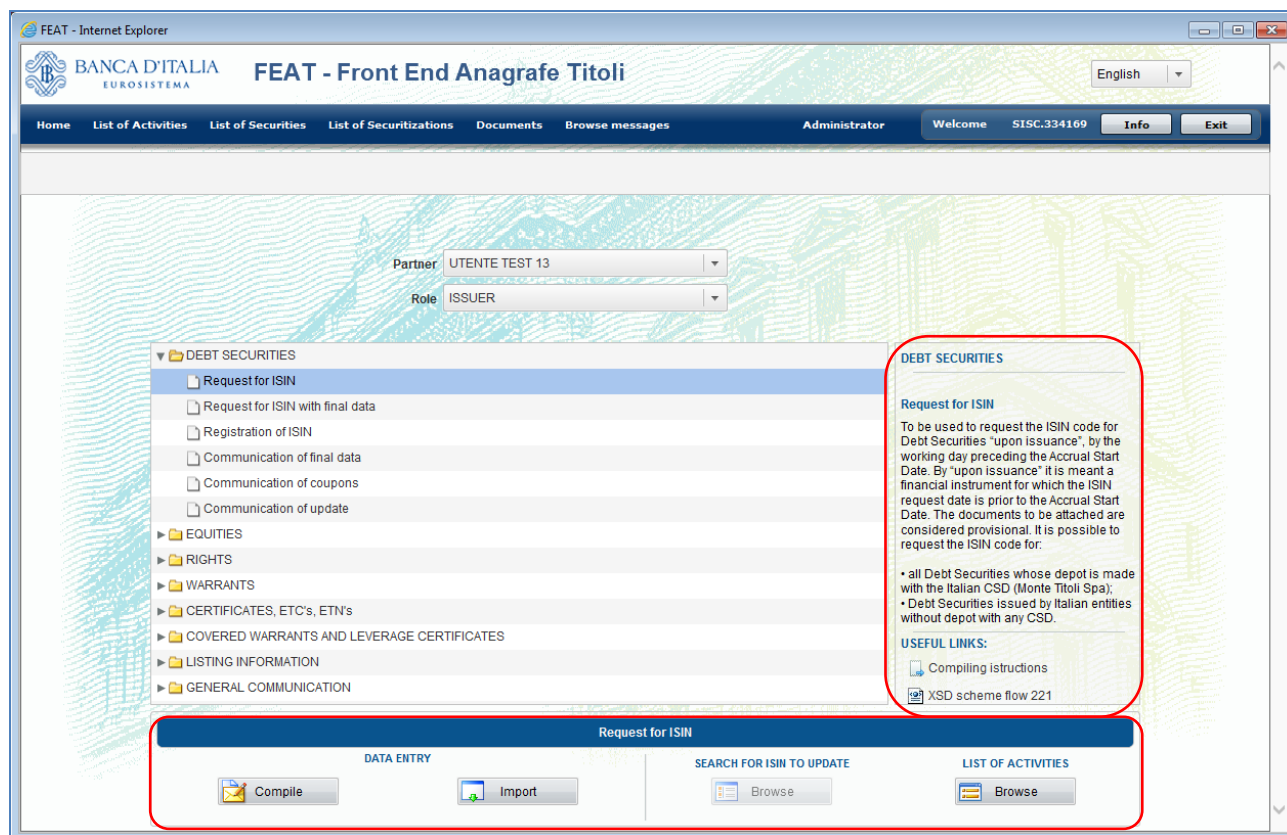
After selecting the Partner, select the **Role** under which the report is made.

After the selection, the messages available for the **Partner** are displayed grouped by type of financial instrument (e.g. Debt Security, Equity, Warrant, etc.). The range of the available messages depends on the selected **Role**



Step 2: select a specific message.

Selecting a message opens a window on the right of the screen and one section below.



The window contains:

- A brief description of the selected message;
- A link to the “Instructions for compiling FEAT and FE129 messages”;
- A link to download the xsd file for the message selected (where available).

The section at the bottom includes the functional buttons to manage the messages that will be subsequently forwarded to the Bank:

- On the left (**DATA ENTRY**) are displayed the functions to fill in the messages (**Compile** and **Import**)
- on the right is located a function to search existing securities in the BI securities database in order to create update messages (**Search ISIN for updating**) and another one to browse the ongoing activities (**List of Activities §3.2**) for Partner, Role and Type of message.

The buttons are enabled according to the type of selected message. As previously mentioned, the range of available message types depends on the selected role.

The messages’ compiling process may be enabled only by clicking on one of the four buttons below, each of them is associated to a specific function.



Once Partner, Role and Type of message the four buttons are displayed and are associated to the following functions.

The button **Compile** allows:

- to create a new activity to request for new securities with IT ISIN code prefix or to produce a general communication.
- to continue the editing of a previously saved message.

The button **Import** allows:

- to import a csv. or xml. file in order to upload the information related to non-massive Registration of/Request for ISIN messages and Communication of coupons/amount placed/early redemptions.
- To import massive files in FEAT for Requests for ISIN and Communications of final data related to Covered Warrant and Leverage Certificates. For all the remaining massive messages the button is enabled within the single messages but not the Home page.

The button **Search for ISIN to update** allows:

- to select a security as registered in the BI Securities Database in order to create an update activity.
- to create a registration activity for all securities whose ISIN code prefix is different from IT, after having checked their registration in the BI Securities Database. The button is enabled for all non-massive update messages.

The button **List of activities** allows:

- To search, browse and edit whatever previously saved activity which has not been forwarded to the Bank yet.
- To forward to the Bank activities with "To be delivered" status.

Hereunder is the description of the buttons' working.

4.1. Compile

The button **Compile** allows:

- to create a new activity for new IT ISIN codes or for General Communications.
- to continue whatever type of previously saved message.



The button is enabled only after a specific message type has been selected.



As mentioned before, the editing of previously saved activities may be performed irrespective of the type of survey (FEAT or FE129) and of the Partner role (Issuer, Placement agent, Reporting agent, Parent company). On the contrary, the option to create a new activity is enabled only for Requests for ISIN and General Communications irrespective of type of survey and role.

Clicking on **Compile** it is possible to access to the page in which to select **New (A)** or “Continue previous activity” (B).

- (A) By clicking on “**New activity**”, the button “New” becomes active and allows the creation of a new empty activity.

☒ **New Activity**

☐ Continue Previous Activity

List of Activities Number of Activities: 9

Number of Activities	Description	Status	ISIN Code	Last modified	Issuer
FE129-2954	TITOLI DI DEBITO 129 - Richiesta ISIN	Saved with errors		20-12-2016 13:08	00348170101
FE129-2886	TITOLI DI DEBITO 129 - Richiesta ISIN	Saved with errors		13-12-2016 17:18	00348170101
FE129-2296	TITOLI DI DEBITO 129 - Richiesta ISIN	Saved with errors		25-11-2016 10:03	00348170101
FE129-2218	TITOLI DI DEBITO 129 - Richiesta ISIN	Saved with errors		14-12-2016 11:59	00348170101
FE129-2143	TITOLI DI DEBITO 129 - Richiesta ISIN	Saved with errors		08-07-2016 12:50	00348170101
FE129-2045	TITOLI DI DEBITO 129 - Richiesta ISIN	Saved with errors		20-07-2016 15:54	00348170101
FE129-1847	TITOLI DI DEBITO 129 - Richiesta	Saved with errors		21-04-2016 13:15	00348170101

Close **New**

In FEAT, for Requests for ISIN relating to Equities and Warrants by Issuer Role, clicking on **Create** issues the warning to verify the existence of any ISIN codes already assigned to the instruments.

(B) Selecting “**Continue Previous Activity**” the list of the ongoing activities is shown from which it is possible to select a single activity by clicking **Edit** or double clicking on the activity.

☐ New Activity

☒ **Continue Previous Activity**

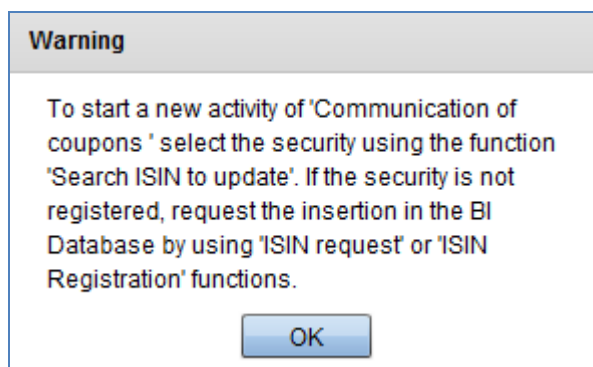
List of Activities Number of Activities: 9

Number of Activities	Description	Status	ISIN Code	Last modified	Issuer
FE129-2954	TITOLI DI DEBITO 129 - Richiesta ISIN	Saved with errors		20-12-2016 13:08	00348170101
FE129-2886	TITOLI DI DEBITO 129 - Richiesta ISIN	Saved with errors		13-12-2016 17:18	00348170101
FE129-2296	TITOLI DI DEBITO 129 - Richiesta ISIN	Saved with errors		25-11-2016 10:03	00348170101
FE129-2218	TITOLI DI DEBITO 129 - Richiesta ISIN	Saved with errors		14-12-2016 11:59	00348170101
FE129-2143	TITOLI DI DEBITO 129 - Richiesta ISIN	Saved with errors		08-07-2016 12:50	00348170101
FE129-2045	TITOLI DI DEBITO 129 - Richiesta ISIN	Saved with errors		20-07-2016 15:54	00348170101
FE129-1847	TITOLI DI DEBITO 129 - Richiesta	Saved with errors		21-04-2016 13:15	00348170101

Close **Edit**

For all messages except **Request for ISIN** and **General Communication** (i.e registration of securities whose ISIN code prefix is different from IT and update messages) the button **Compile** only allows the progression of a previously saved activity but not the creation of a new one.

Therefore, when clicking on **Compile**, a pop-up warns to select the security using the function **Search for ISIN to update** (§ 4.3) in order to start a new update activity or a to create an ISIN registration/request one if the security is not yet registered in the BI Securities Database.



Clicking OK, the list of previously saved activities is enabled. A specific activity can be opened by selecting it and clicking **Edit** button or double-clicking on the activity.

[illegible]

4.2. Import

The function **Import** allows :

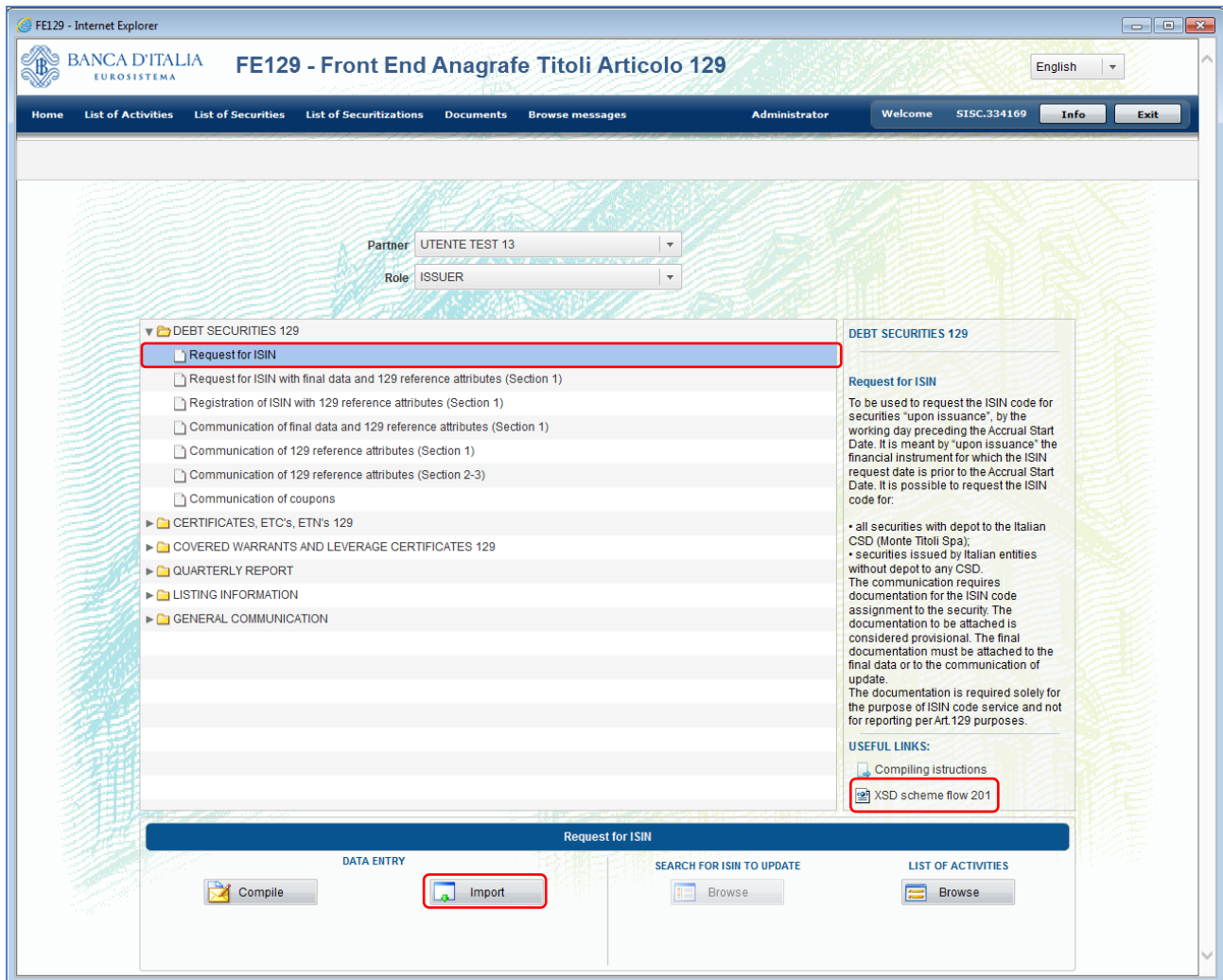
- to import a csv or xml file in order to upload the information related to all non-massive ISIN Registration/Request messages and Coupon/ amount placed /redemption communications.
- to import massive files of Requests for ISIN and Final data communications as regards Covered Warrants and Leverage Certificates (in FEAT). For all the other massive messages, the button is disabled in the Home page but not within each message page.



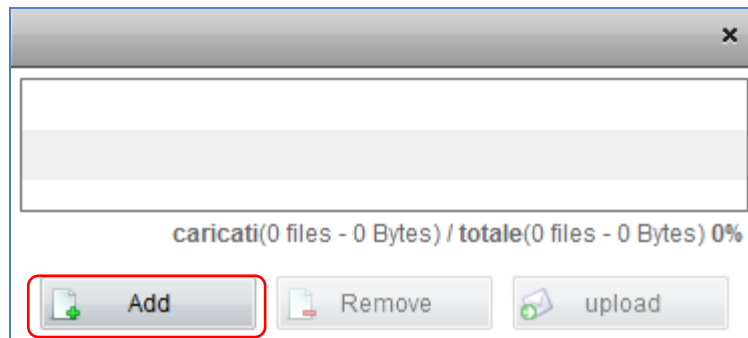
The button is enabled only after selecting a type of message for which the import function is available.

The function **Import** may be used together with the **Export** one which is located within the messages (see § 5.1.7) in order to download, edit and upload data of securities.

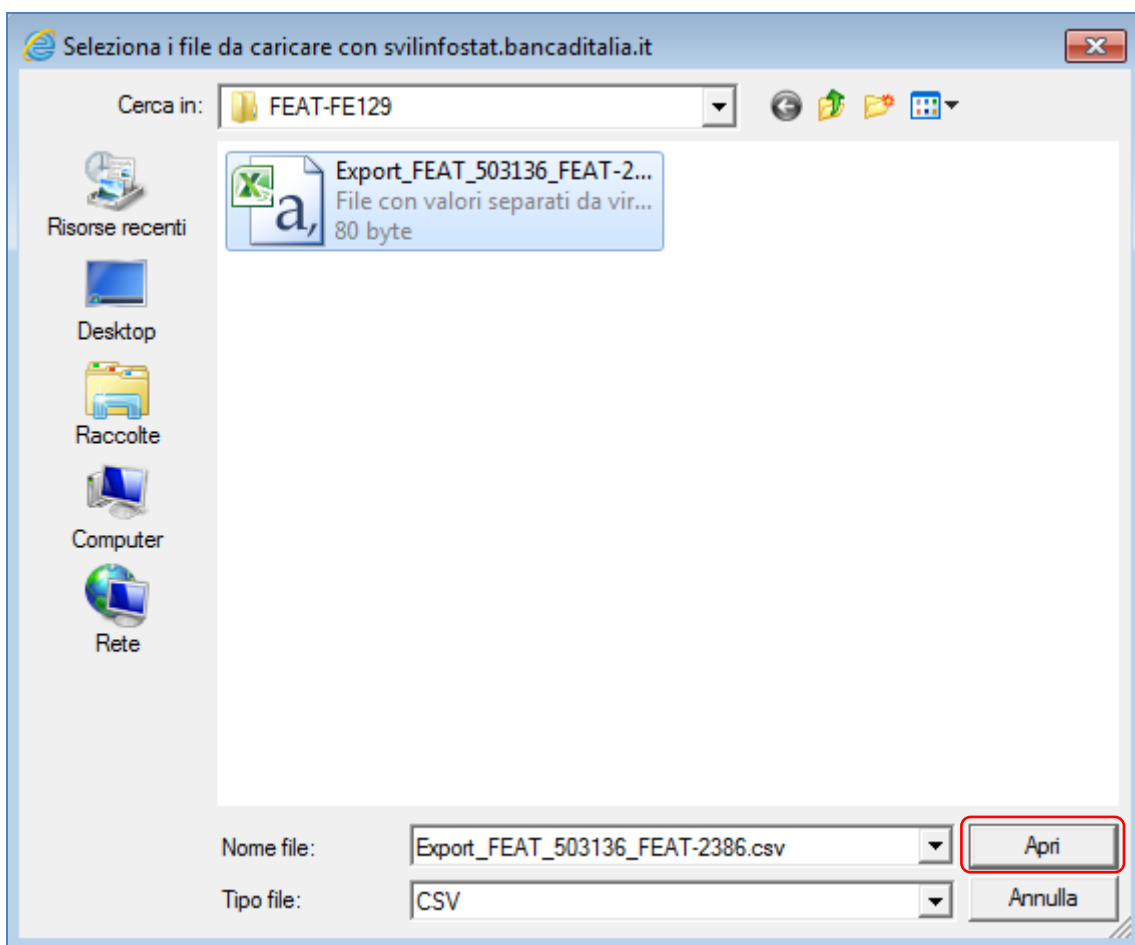
For some messages, on the right side of the page is available the record layout (csv or xsd scheme for xml files) useful to the automatic upload of the information.



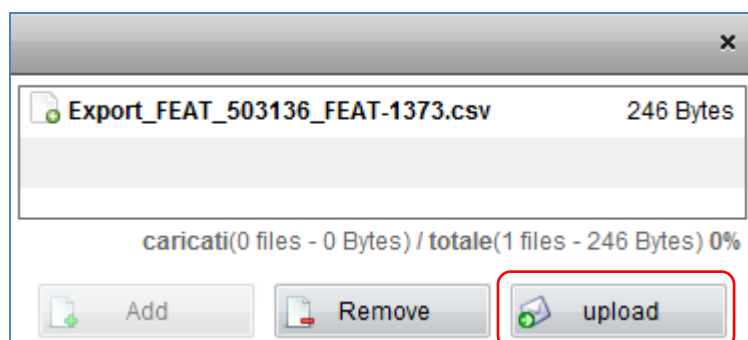
By clicking on the button **Import**, the following pop-up opens:



By clicking on the button **Add** a window opens in which, once the file has been selected, it may be uploaded by means of the button '**Apri**' (Open):



Click on the button **Upload** to feed the application with the file data. If no errors are detected a new activity is created.



If the file includes one security only, then the message will show the information uploaded.

The screenshot shows the FEAT - Front End Anagrafe Titoli interface. The top navigation bar includes links like Home, List of Activities, List of Securities, List of Securitizations, Documents, Browse messages, and Administrator. The main header displays the partner 'UTENTE TEST 13' and role 'ISSUER'. The description is 'DEBT SECURITIES - Request for ISIN', and the status is 'New'. The left sidebar shows a tree view with 'FEAT-3066' expanded, containing 'Financial Instrument Information', 'Placement Information', 'Yield Information', 'Redemption Information', and 'Other Options'. The main content area is titled 'Financial Instrument' and contains various fields for issuer information, security classification, and documentation. The 'Required attachments' section shows a table with one attachment, 'List of Attachments', and a 'Type' column.

In FEAT, when uploading a massive file for a Request for ISIN and a Final data communication referred to Covered Warrants e Leverage Certificates, a compounded activity is created. More specifically, such activity is made up of a “root” node and as many “leaves” as the occurrences existing in the imported file.

The screenshot shows the FEAT - Front End Anagrafe Titoli interface. The top navigation bar is the same as the previous screenshot. The main header displays the partner 'UTENTE TEST 13' and role 'ISSUER'. The description is 'COVERED WARRANT E LEVERAGE CERTIFICATES - Richiesta ISIN massiva', and the status is 'New'. The left sidebar shows a tree view with 'FEAT-435' expanded, containing 'FEAT-436' and 'FEAT-437'. The main content area is titled 'Summary Covered Warrants' and contains a table with columns: Code, 129 Status, Underlying Asset, Type of Option, Exercise Style, ISIN Code of, and a final column with values 50 and 10. The table lists two entries: FEAT-436 and FEAT-437. The bottom of the interface shows buttons for Import, Save, Deliver, and Export.

Code	129 Status	Underlying Asset	Type of Option	Exercise Style	ISIN Code of	
FEAT-436	04 - Da consegnare	INDICI	C - CALL	A - AMERICANO	IT0004476732	50
FEAT-437	04 - Da consegnare	AZIONI	C - CALL	A - AMERICANO	IT0000076536	10

4.3. Search for ISIN to Update

The function **Search for ISIN to update** allows:

- to create a new update activity for a security registered in the BI Securities Database. The button is enabled for all non-massive update messages (see § 4.3.1).
- to create a new activity for securities with ISIN prefix other than IT, after having checked that they are not registered in the BI Securities Database. The button is enabled for all non-massive update messages (see § 4.3.2).



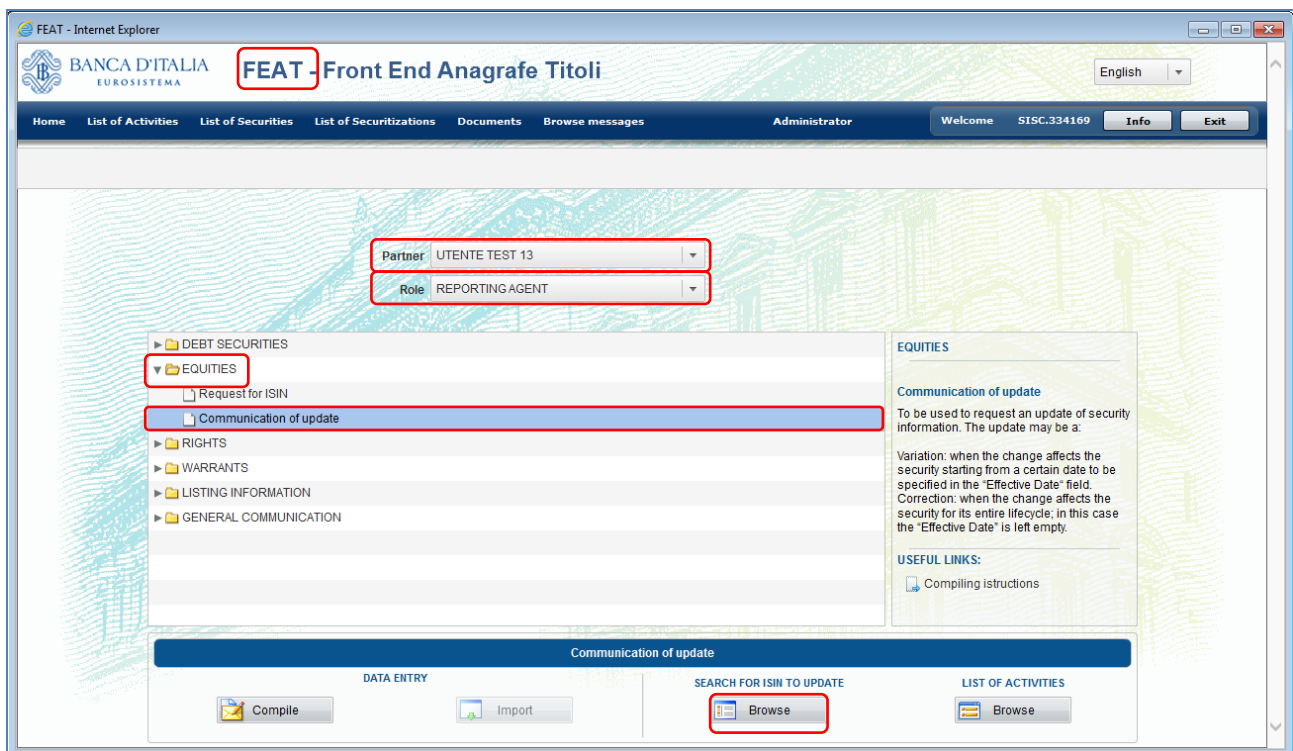
For update messages (Communication of Final Data, Communication of Update, Communication of coupons, Communication of 129 Attributes, etc.) and Communication of Listing, a new activity is created taking the information to be updated from the BI security database by clicking on Search for ISIN to Update

4.3.1. Creation of a new update activity

The creation of a new activity requires two steps: selecting the security and the creation of the activity. In **FE129**, for the Placement role, a short questionnaire may be presented after the security selection. Further details on the questionnaire are available at § 4.3.3.

Step 1: select the security



The function **Search for ISIN to update** replicates the **List of securities'** working and checks (see § 3.3), allowing the search of a single security according to specific parameters. The button is enabled only after entering the survey, the partner, the role and a specific type of message. Such entered information will be the permanent function's search keys.




By clicking on the button **Browse**, a pop-up appears providing the user with a simplified search in which additional search parameters may be entered such as

- the **ISIN code**, for all roles
- the **Issuer** for all roles other than Issuer



ISIN Code

Issuer *  

 Search

Number of Securities: 0

ISIN Code	Description	Issuer



 Close  Browse


By clicking on **Search** a list of securities will appear matching the search criteria.

The information showed in the panel list depends on the survey and on the selected role:

- in FEAT, for the Issuer role: ISIN code, Description
- in FEAT, for the Reporting Agent role: ISIN code, Description, Issuer
- in FEAT, for Placement agent role: ISIN code, Description, Partner placement agent – offeror
- in FE129, for the Issuer role: ISIN code, Description, 129 status
- in FE129, for Parent Company role: ISIN code, Description, Issuer, 129 status
- in FE129, for Placement agent role: ISIN code, Description, 129 status, Partner placement agent – offeror, Placement agent role, Placement agent reporter.

ISIN Code

Issuer *  

 Search

Number of Securities: 0


ISIN Code	Description	129 Status	Partner placement agent - offeror	Placement Terms	Placement Agent Role	Placement Agent Reporter

The column “Partner placement agent – offeror”, which appears either in FEAT or in FE129 for the Placement Agent role, may have the following values:

- Y if the Partner is the placement agent of the security
- N if the Partner is not included in the list of the placement agents



From the securities list it will be possible to select a single security by double clicking on it or by means of the button **Browse** (**Browse listing data** for Communications of listing).

ISIN Code

 Search

Number of Securities: 49

ISIN Code	Description
IT0000502903	UNICREDITO ITALIANO SPA 01-07-1993 01-01-2014 6.5 OBBLIG. ORDINARIE
IT0004605322	UNICREDIT SPA 17-05-2012 17-05-2032 10 OBBLIG. ORDINARIE
IT0004606445	UNICREDIT SPA 04-12-2012 03-12-2014 VARIABILE OBBLIG. ORDINARIE STEP UP
IT0000292372	UNICREDITO ITALIANO SPA 01-01-1992 01-01-2012 6.5 OBBLIG. ORDINARIE
IT0004606593	UNICREDIT SPA 15-01-2013 15-01-2015 VARIABILE OBBLIG. ORDINARIE GARANTITO OBBL ETICA
IT0004606452	UNICREDIT SPA 04-12-2012 03-12-2014 VARIABILE OBBLIG. ORDINARIE STEP UP
IT0004606650	UNICREDIT SPA 15-01-2013 15-01-2015 VARIABILE OBBLIG. ORDINARIE GARANTITO OBBL ETICA
IT0004605702	UNICREDIT SPA 19-07-2012 19-07-2014 5 COVERED BOND
IT0004606676	UNICREDIT SPA 15-01-2013 15-01-2015 VARIABILE OBBLIG. ORDINARIE GARANTITO OBBL ETICA
IT0004606619	UNICREDIT SPA 15-01-2013 15-01-2015 VARIABILE OBBLIG. ORDINARIE GARANTITO OBBL ETICA
IT0004606437	UNICREDIT SPA 04-12-2012 03-12-2014 VARIABILE OBBLIG. ORDINARIE STEP UP
IT0004606585	UNICREDIT SPA 15-01-2013 15-01-2015 VARIABILE OBBLIG. ORDINARIE GARANTITO OBBL ETICA


 Close  Browse

If the security has been searched by entering the ISIN code, if its reference data do not match the other search criteria a pop-up will be issued bearing one of the following error messages

- the security exists but the issuer is different from the one used in the search (Partner for Issuer Role, entity selected for other Roles). A General Communication should be sent to the Bank to correct any inconsistencies.
- The security exists but has a dissemination status different from the one requested for the message selected. In this case, the error pop-up shows the correct message to select.
- The security exists but is of a different type from the one corresponding to the message selected. A message consistent with the type of financial instrument should be selected
- The security exists and is consistent with the message selected, but its type is not available in the FE129 application (e.g. bonds issued before October the 1st 2016, etc.). In this case, the error pop-up indicates the correct application (FEAT).
- The security cannot be selected as the Partner, with Placement Agent role (in FEAT), is not included among the placement agents.



In FE129, the attribute **129 status** – when displayed – provides information on the 129 reporting progress. Furthermore it generates additional consistency checks beyond those reported before. As previously mentioned, for 129 roles the function **Search for ISIN to Update** returns also the **129 status** column in the securities list.

ISIN Code

 Search

Number of Securities: 49

ISIN Code	Description	129 Status
IT0000502903	UNICREDITO ITALIANO SPA 01-07-1993 01-01-2014 6.5 OBBLIG. ORDINARIE	Not to be Reported
IT0004605322	UNICREDIT SPA 17-05-2012 17-05-2032 10 OBBLIG. ORDINARIE	Not to be Reported
IT0004606445	UNICREDIT SPA 04-12-2012 03-12-2014 VARIABILE OBBLIG. ORDINARIE STEP UP	To be started
IT0000292372	UNICREDITO ITALIANO SPA 01-01-1992 01-01-2012 6.5 OBBLIG. ORDINARIE	Not to be Reported
IT0004606593	UNICREDIT SPA 15-01-2013 15-01-2015 VARIABILE OBBLIG. ORDINARIE GARANTITO OBBL ETICA	To be started
IT0004606452	UNICREDIT SPA 04-12-2012 03-12-2014 VARIABILE OBBLIG. ORDINARIE STEP UP	To be started
IT0004606650	UNICREDIT SPA 15-01-2013 15-01-2015 VARIABILE OBBLIG. ORDINARIE GARANTITO OBBL ETICA	To be started
IT0004605702	UNICREDIT SPA 19-07-2012 19-07-2014 5 COVERED BOND	Not to be Reported
IT0004606676	UNICREDIT SPA 15-01-2013 15-01-2015 VARIABILE OBBLIG. ORDINARIE GARANTITO OBBL ETICA	To be started
IT0004606619	UNICREDIT SPA 15-01-2013 15-01-2015 VARIABILE OBBLIG. ORDINARIE GARANTITO OBBL ETICA	To be started
IT0004606437	UNICREDIT SPA 04-12-2012 03-12-2014 VARIABILE OBBLIG. ORDINARIE STEP UP	To be started
IT0004606585	UNICREDIT SPA 15-01-2013 15-01-2015 VARIABILE OBBLIG. ORDINARIE GARANTITO OBBL ETICA	To be started

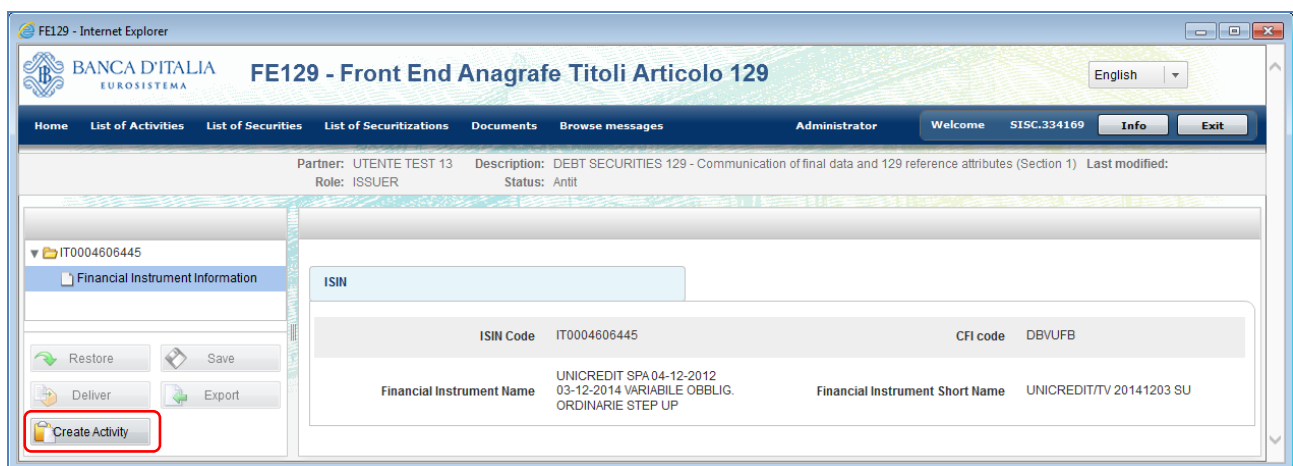
 Close  Browse

By clicking on **Browse**, the application runs a control between the security's **129 status** and the type of selected message. As a consequence, the following messages may be displayed

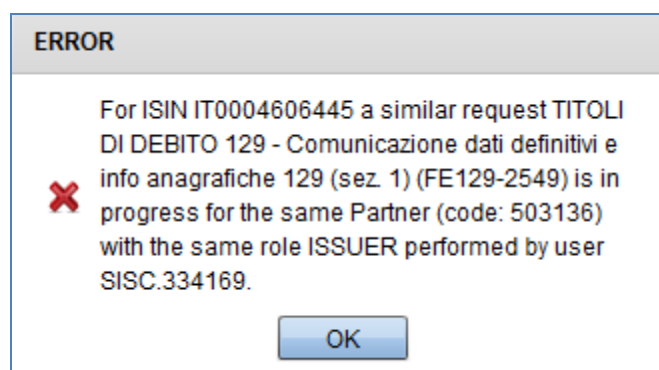
- **Warning** : The 129 reporting is not required. If nonetheless the activity is carried on then all the sections of the reporting are to be completed compulsorily (e.g. the selected security has been issued before October the 1st 2016 and **129 Status** = 0: not due).
- **Error** : The 129 reporting sections 2-3 cannot be sent as the section 1 is still to be received (e.g. if the message selected is Communication of 129 Attributes (Section 2-3) and the 129 Report Section 1 has not been received for the security. **129 Status** = 0: not due, or 1: to be started).
- **Error** : It is not possible to send the Communication of Placement 129 (Section 4) as no Report 129 Section 1 and Section 2-3 has been received for the security (**129 Status** <> 3: acquired Section 2-3).

Step 2: create the update activity

When the security can be selected, by clicking on **Browse** or double clicking on the security the window with the security data appears. At the bottom left the button **Create Activity** is the only one enabled; it can be used to copy the security data into a new activity of the type selected.



If a similar request is still in progress for the same partner and with the same role, by clicking on the button **Create activity** the pop-up below will be shown



In this case it will be impossible to proceed and the application will go back to the Homepage

If the security has not been already booked in another similar activity, by clicking on the button **Create Activity** a new update activity will be created according to the selected type of message.

The activity will be associated with a unique identifier and will bear the security data as derived from the BI Securities Database. It will be possible then to navigate through the activity sections updating the information where deemed appropriate. The compiling of the different type of messages will be covered in chapter 5.

FE129 - Front End Anagrafe Titoli Articolo 129

Partner: UTENTE TEST 13 Description: TITOLI DI DEBITO 129 - Comunicazione dati definitivi e info anagrafiche 129 (sez. 1) Last modified: 05-01-2017 10:48
 Role: ISSUER Status: Saved with errors

FE129-2549

- Financial Instrument Information
- Placement Information
- Redemption Information
- Yield Information
- Other Options

ISIN

ISIN Code	IT0004606445	CFI code	DBVUFB
Financial Instrument Name	UNICREDIT SPA 04-12-2012 03-12-2014 VARIABLE OBBLIG. ORDINARIE STEP UP		Financial Instrument Short Name
129 Status	1 - TO BE STARTED		

Financial Instrument

Resident Issuer	00348170101 - UNICREDIT, SOCIETA' PER AZIONI	Non-resident Issuer	
Resident Parent Company of the Issuer	00348170101 - UNICREDIT, SOCIETA' PER AZIONI	Non-resident Parent Company of the Issuer	
Issuer Subgroup of Economic Activity	245 - BANKS AND OTHER CREDIT INSTITUTIONS	Issuer's Parent Company Subgroup of Economic Activity	245 - BANKS AND OTHER CREDIT INSTITUTIONS
Resident LM - Resp. Settl.		Non-resident LM - Resp. Settl.	
Type of Financial Instrument *	Security Classification		

Required attachments: 1

List of Attachments	Type

Remove Attach

Restore Save

Deliver Export

Create Activity

4.3.2. Creating a new registration activity

The creation of a new registration activity requires two steps: checking the ISIN non-existence in the BI Securities Database and the very creation of the registration activity.

First step: checking the ISIN non-existence in the BI Securities Database

For registrations of ISIN, the creation of a new activity has always to be performed through the button **Search for ISIN to update**, in order to rule out the existence of the security in the BI Securities Database. Therefore, it is mandatory to enter the **ISIN code** of the security as search criterion. For roles other than issuer it will be necessary to enter the issuer too (see § 3.7.1).

The screenshot shows the FEAT - Front End Anagrafe Titoli application. The main window has a menu bar with options like Home, List of Activities, List of Securities, List of Securitizations, Documents, Browse messages, and Administrator. Below the menu bar, there are two dropdown menus for 'Partner' (UTENTE TEST 13) and 'Role' (ISSUER). The main content area is divided into two sections. On the left, there is a 'DEBT SECURITIES' section with a list of activities: 'Request for ISIN', 'Request for ISIN with final data', 'Registration of ISIN' (highlighted with a red box), 'Communication of final data', and 'Communication of coupons'. On the right, there is a 'DEBT SECURITIES' section with a 'Registration of ISIN' button and a description: 'To be used to request the registration into the BI Securities Database of securities issued abroad by Italian entities, whose ISINs have been assigned by another numbering authority with a'. Below the search form, there is a table with columns 'ISIN Code' and 'Description'. The table is currently empty. The 'ISIN Code' field is highlighted with a red box and contains the value 'XS0000222231'. The 'Search' button is also highlighted. Below the search form, there is a table with columns 'ISIN Code' and 'Description'. The table is currently empty. The 'ISIN Code' field is highlighted with a red box and contains the value 'XS0000222231'. The 'Search' button is also highlighted. Below the search form, there is a table with columns 'ISIN Code' and 'Description'. The table is currently empty.

The application will therefore check the existence of the ISIN code in the BI Securities Database irrespective of any other search parameters (issuer code and type of security) and will issue a warning if the security is registered but has a different issuer or a different type from the ones entered in the search.

Second step: creating the registration activity

If the ISIN code is not registered with the BI Securities Database, the button **Register** which allows the creation of a new registration activity.

The screenshot shows a dialog box titled 'Start Registration'. The dialog box contains the text 'ISIN not present. Do you want to register it?' and an 'OK' button.

[illegible]

By clicking on **Register** the new registration activity will be created according to the type of security selected.

The activity, univocally associated with an identifier, will bear the ISIN code to be registered and the issuer as previously entered. It will be possible then to navigate through the activity sections entering the required information. In chapter 5 is reported the compilation of messages according to their single type.

FEAT - Internet Explorer

BANCA D'ITALIA
EUROSISTEMA

FEAT - Front End Anagrafe Titoli

English

[Home](#)
[List of Activities](#)
[List of Securities](#)
[List of Securitizations](#)
[Documents](#)
[Browse messages](#)
[Administrator](#)

[Welcome](#)
[SISC.334169](#)
[Info](#)
[Exit](#)

Partner: UTENTE TEST 13
Role: ISSUER

Description: TITOLI DI DEBITO - Censimento ISIN
Status: Saved with errors

Last modified: 29-12-2016 13:59

FEAT-2994

Financial Instrument Information

Placement Information

Yield Information

Redemption Information

Other Options

Required attachments: 1

List of Attachments	Type

Remove

Attach

Restore

Save

Deliver

Export

Create Activity

ISIN

ISIN Code to update

CFI code

Financial Instrument Name

Financial Instrument Short Name

ISIN Code to register

XS0000555556

Financial Instrument

Resident Issuer

00348170101 - UNICREDIT, SOCIETA' PERAZIONI

Non-resident Issuer

Resident LM - Resp. Settl.

Non-resident LM - Resp. Settl.

Type of Financial Instrument *

Security Classification

Security Form *

Cum Warrant *

Convertible *

Credit linked *

If the ISIN code already exists and therefore cannot be registered as a new security, the button **Browse** allows the access to the security data, but only when operating in FEAT.

ISIN Code XS0408165008

Search

ISIN Code	Description	Number of Securities: 1
XS0408165008	UNICREDIT SPA 14-01-2009 14-01-2014 5.25 OBBLIG. ORDINARIE SERIE 373 TRANCHE 1	

Close Browse

In the bottom section on the left side of the window showing the security main attributes, the only enabled button is **Create Activity**.

FEAT - Internet Explorer

BANCA D'ITALIA EUROSISTEMA

FEAT - Front End Anagrafe Titoli

English

Home List of Activities List of Securities List of Securitizations Documents Browse messages Administrator Welcome SISC.334169 Info Exit

Partner: UTENTE TEST 13 Role: ISSUER Description: DEBT SECURITIES - Registration of ISIN Status: Antit Last modified:

XS0408165008

Financial Instrument Information

Restore Save Deliver Export

Create Activity

ISIN

ISIN Code XS0408165008 CFI code DTFXFB

Financial Instrument Name UNICREDIT SPA 14-01-2009 14-01-2014 5.25 OBBLIG. ORDINARIE SERIE 373 TRANCHE 1 Financial Instrument Short Name UNICREDIT/5.25 20140114 SR 373

By clicking on such a button it will be possible to create an activity to update the information as existing in the BI Securities Database

FEAT - Internet Explorer

BANCA D'ITALIA EUROSISTEMA

FEAT - Front End Anagrafe Titoli

English

Home List of Activities List of Securities List of Securitizations Documents Browse messages Administrator Welcome SISC.334169 Info Exit

Partner: UTENTE TEST 13 Role: ISSUER Description: TITOLI DI DEBITO - Censimento ISIN Status: Saved with errors Last modified: 28-12-2016 17:15

FEAT-2995

Financial Instrument Information

Placement Information Yield Information Redemption Information Other Options

Required attachments: 1

List of Attachments	Type

Remove Attach

Restore Save Deliver Export

Create Activity

ISIN

ISIN Code to update XS0408165008 CFI code DTFXFB

Financial Instrument Name UNICREDIT SPA 14-01-2009 14-01-2014 5.25 OBBLIG. ORDINARIE SERIE 373 TRANCHE 1 Financial Instrument Short Name UNICREDIT/5.25 20140114 SR 373

ISIN Code to register

Financial Instrument

Resident Issuer 00348170101 - UNICREDIT, SOCIETA' PER AZIONI Non-resident Issuer

Resident LM - Resp. Settl. Non-resident LM - Resp. Settl.

Type of Financial Instrument * O - BONDS Security Classification

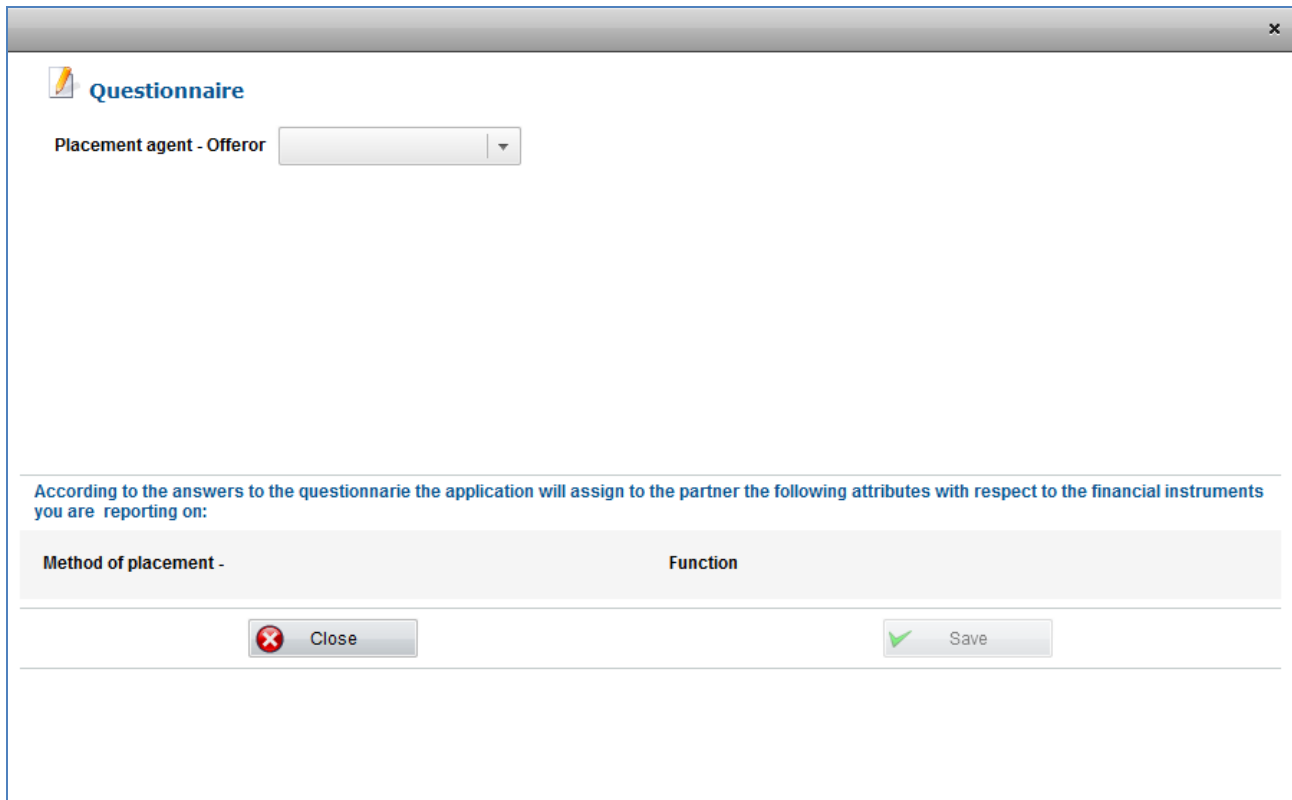
Security Form * B - BEARER Cum Warrant * 0 - NO

4.3.3. Questionnaire for FE129 Placement Agent

The application submits the compiling of a short questionnaire to the FE129 Placement Agent role whenever the creation a new message is performed having effects as per 129 Report.

According to the information provided in the questionnaire, the application automatically sets the Method of placement/offer to be applied to the financial instrument as well as the function performed by the placement agent within the placement operation.



The questionnaire opens with the following display:




Questionnaire

Placement agent - Offeror

According to the answers to the questionnaire the application will assign to the partner the following attributes with respect to the financial instruments you are reporting on:

Method of placement -	Function
<div>  Close  Save </div>	

The compiling of the questionnaire is performed by selecting options in drop down menus. The selected answers will cause the popping-up of further requests of information. The questionnaire will end up when the application is able to assign the Method of placement/offer and the function to the placement agent. The values assigned are reported at the bottom of the screen. The user will have then to click on **Confirm**.


Questionnaire

Placement agent - Offeror

Type of placement
 Number of placement agents in Italy

Is there a pot system?

Is there a Responsible for the settlement with the issuer?
 Are you the Responsible for the settlement with the issuer?

According to the answers to the questionnaire the application will assign to the partner the following attributes with respect to the financial instruments you are reporting on:

Method of placement - offer Syndicated, more than one placement agent in Italy, no pot system, with Resp. for the settlement	Function RESP. FOR SETTLEMENT WITH THE ISSUER
--	---

By clicking on confirm the user will accept the values automatically assigned to the attributes Method of placement/offer and Function (such attributes will constitute a fundamental part of the reporting) which will undergo consistency checks. As a matter of fact, the application will verify if the values assigned by compiling the questionnaire are consistent with the information registered in the BI Securities Database. If so, it will give access to the message compilation.

4.4. List of activities

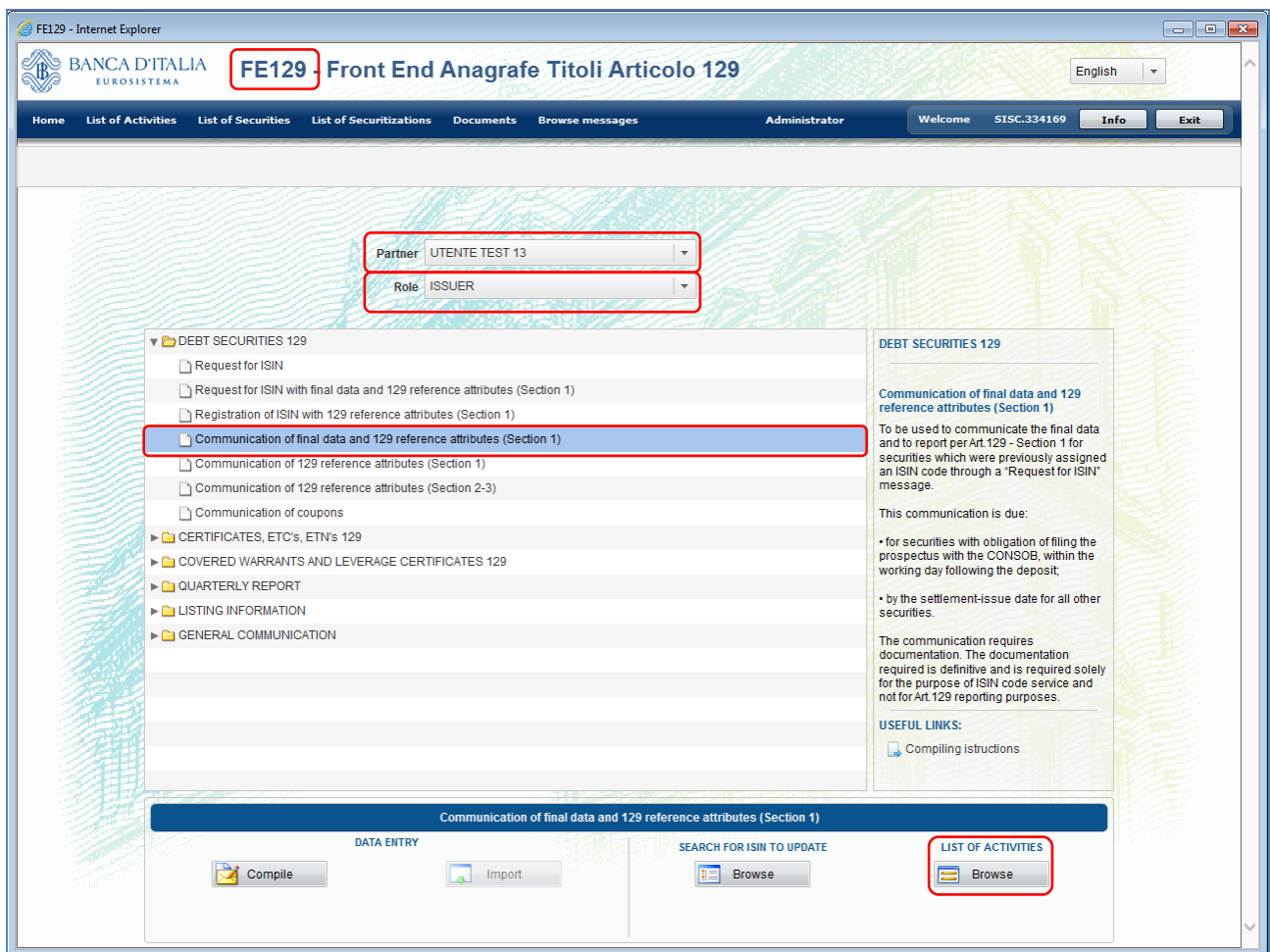
The function **List of activities** allows

- to search, browse and continue the compiling of whatever previously saved activity that has not been forwarded to the Bank yet
- to forward to the Bank the activities whose status is 'to be delivered'



As for the function **Search for ISIN to update**, the function **List of activities** replicates the working and the checks of the **List of activity** browsing facility (see 3.2), allowing the search for a single activity according to specific parameters and, for activities not yet delivered, their update/completion.

The button is enabled only after selecting the survey, the partner, the role and a specific type of message. Such information as selected in the Homepage will act as search criteria, to be set before activating the function **List of activities**.



After selecting an ongoing activity (for the status detail, see page 8), it is possible to access the panel in which the activity detail is displayed. In such a panel, the management of the information is enabled through the functional buttons: create activity, restore, save, export, process, deliver

The working of the single buttons for the management and the forwarding of messages to the Bank will be described in the following chapter.

5. Compiling and forwarding of messages

After creating or selecting a new activity it is possible to access the message detail page where information to be forwarded to the Bank may be entered.

The detail page is made up of three panels bearing

- General information (panel 1, see screenshot below);
- The navigating menu and the buttons panel (2);
- The security detailed information (3).

The panel 1, located underneath the tool bar, displays general information with reference to

- **Partner, Role and Description** of the message as selected when accessing;
- **Status** of progression in the process of creation, compiling and forwarding of the message
- **Last modified**, indicating the date of the message last update.

The panel 2 is made up of two parts

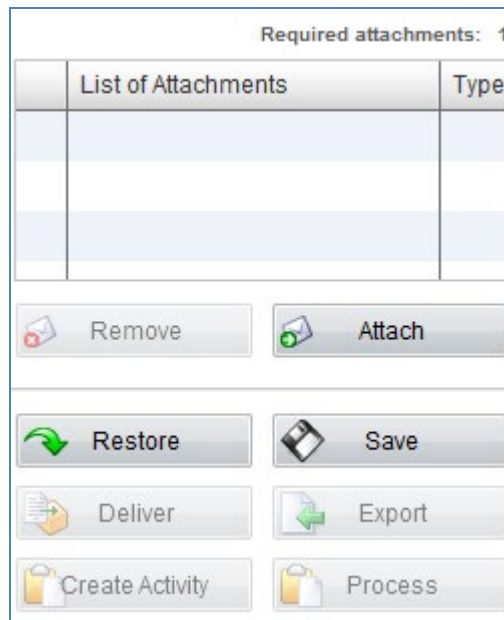
- The upper part (2a) displays the message identifier, which is composed of a fixed part corresponding to the selected application (FEAT or FE129) and of a progressive number (e.g. FEAT-1950 or FE129-1951); the sections underneath allow the navigation through the distinct pages that make up the message;
- The lower part (2b) encloses the panel bearing the command buttons (see 5.1) for the management of the message and of the attachments.

The panel 3 includes the detailed information of the message sections. Each section may be composed of more sub-sections, each one identified by a label (e.g. 'Financial Instrument' in the section 'Financial Instrument Information').

5.1. Buttons description

The panel encloses 6 command buttons for the management of the message and the attachment list. It should be noted that for some types of message not all the buttons may be enabled.

As a matter of fact, when an action is not possible, the relevant button is not enabled (it is not possible to click on it) and appear light grey.



The process of creating, compiling and forwarding messages may be divided in 4 consecutive steps. Each button may be activated only in particular moments of the process, according to the following pattern.

ACCESSING THE MESSAGE

- Create activity

COMPILING THE MESSAGE

- Save
- Restore (if necessary)
- Attach or remove the document (where required)
- Process (only for FEAT update communication)

FORWARDING THE MESSAGE

1. Deliver
2. Export (if necessary)

Hereunder is reported the detailed description of each single button

5.1.1. Create activity

By clicking on **Create activity** the application will create a new activity according to the parameters previously set (Partner, Role, Type of message and ISIN). For further in-depth analysis on the ways of accessing messages, please refer to chapter 4.

The screenshot shows the FEAT - Front End Anagrafe Titoli interface. The top navigation bar includes links like Home, List of Activities, List of Securities, List of Securitizations, Documents, Browse messages, and Administrator. The main area displays details for a partner (UTENTE TEST 13) and a role (ISSUER). A sidebar on the left contains a tree view with 'Financial Instrument Information' selected. Below this, there are buttons for Restore, Save, Deliver, Export, and 'Create Activity', which is highlighted with a red rectangle. The main content area shows fields for ISIN (IT0004042526), CFI code (DBVUF), and Financial Instrument Name (UNICREDIT SPA 06-04-2006 06-04-2012 VARIABLE OBBLIG. ORDINARIE STEP UP).

The status of a newly created activity is “New”.

The screenshot shows the FEAT - Front End Anagrafe Titoli interface with a newly created activity. The top navigation bar is the same. The main area displays details for a partner (UTENTE TEST 13) and a role (ISSUER). The 'Status' field is highlighted with a red rectangle and shows 'New'. The 'Type of Update' is set to '2 - CHANGE' and the 'Variation effective date' is '29/12/2016'. The 'ISIN' field is 'IT0004042526' and the 'CFI code' is 'DBVUF'. The 'Financial Instrument Name' is 'UNICREDIT SPA 06-04-2006 06-04-2012 VARIABLE OBBLIG. ORDINARIE STEP UP'. The 'Financial Instrument' section shows 'Resident Issuer' as '00348170101 - UNICREDIT, SOCIETA' PER AZIONI' and 'Non-resident Issuer' as 'Non-resident LM - Resp. Settl.'. The 'Type of Financial Instrument' is 'O - BONDS' and the 'Security Classification' is 'X - NOT APPLICABLE'. Other fields include 'Cum Warrant' (0 - NO), 'Convertible' (0 - NO), 'Credit linked' (0 - NO), 'Subordinated' (0 - NO), and 'Type of Bond'.

The button **Create activity** is not enabled for “Request for ISIN” and “General Communication” (see 4.1).

5.1.2. Save

By clicking on **Save**, the application freezes the newly inserted/updated information and performs checks on the data.

The screenshot shows the FEAT - Front End Anagrafe Titoli application interface. The left sidebar contains a tree view with 'FEAT-3070' expanded, showing options like 'Financial Instrument Information', 'Placement Information', 'Yield Information', 'Redemption Information', 'Other Options', and 'communication'. The main area displays the 'Financial Instrument' form. The 'ISIN' field is populated with 'IT0004042526'. The 'Type of Update' is set to '2 - CHANGE'. The 'Variation effective date' is '29/12/2016'. The 'Financial Instrument Name' is 'UNICREDIT SPA 06-04-2006 06-04-2012 VARIABLE OBBLIG. ORDINARIE STEP UP'. The 'Financial Instrument Short Name' is 'UNICREDIT/TV OBB 20120406'. The 'Resident Issuer' is '00348170101 - UNICREDIT, SOCIETA' PER AZIONI'. The 'Non-resident Issuer' is empty. The 'Resident LM - Resp. Settl.' is empty. The 'Non-resident LM - Resp. Settl.' is empty. The 'Type of Financial Instrument' is 'O - BONDS'. The 'Security Classification' is empty. The 'Security Form' is 'X - NOT APPLICABLE'. The 'Cum Warrant' is '0 - NO'. The 'Convertible' is '0 - NO'. The 'Credit linked' is '0 - NO'. The 'Subordinated' is '0 - NO'. The 'Type of Bond' is empty. The 'Save' button is highlighted in a red box.

Anomalies, if any, may be browsed in the box “Description of anomalies” located within panel 3

The screenshot shows the FEAT - Front End Anagrafe Titoli application interface after saving. The 'Status' is 'Saved with errors'. The 'Description of anomalies' box is highlighted in a red box, showing a list of errors: 'Field Type of Placement is required', 'Field Market Segment is required', 'Field Early Redemption Option is required', and 'Field Type of Bond is required'. The 'Number of errors: 12' is displayed at the top right of the box. The 'Type of Placement' is empty. The 'Syndicated' is empty.

Once the save has been performed, the activity **Status** changes into :

- “Saved with errors” when the application detects one or more anomalies;
- “Valid data - errors in attachments” when the only anomaly detected is the one related to the minimum number of attachments required;
- “To be delivered” when no anomaly has been detected and thus it is possible to deliver the message;
- “To be processed”, only for FEAT Communications of update, when no anomaly has been detected and thus it is possible to process the message.

When an error occurs, by double clicking on the anomaly description the field to which the error is related will be highlighted in the corresponding section of panel 3. For further details on the resolution/management of anomalies, refer to § 5.2.3.

FEAT - Internet Explorer

BANCA D'ITALIA EUROSISTEMA

FEAT - Front End Anagrafe Titoli

English

Home List of Activities List of Securities List of Securitizations Documents Browse messages Administrator Welcome SISC.334169 Info Exit

Partner: UTENTE TEST 13 Role: ISSUER Description: DEBT SECURITIES - Communication of update Last modified: 05-01-2017 14:15

Status: Saved with errors

FEAT-3070

Financial Instrument Information

Placement Information

Yield Information

Redemption Information

Other Options

communication

Number of errors: 12

Description of anomalies

Field Type of Placement is required

Field Market Segment is required

Field Early Redemption Option is required

Field Type of Bond is required

Type of Placement * Syndicated *

Market Segment * Field Market Segment is required

Placement agents

5.1.3. Restore

By clicking on **Restore**, the application deletes last updates/insertions and retrieves the data most recently saved.

FEAT - Internet Explorer

BANCA D'ITALIA EUROSISTEMA

FEAT - Front End Anagrafe Titoli

English

Home List of Activities List of Securities List of Securitizations Documents Browse messages Administrator Welcome SISC.334169 Info Exit

Partner: UTENTE TEST 13 Role: ISSUER Description: DEBT SECURITIES - Communication of update Last modified: 05-01-2017 14:15

Status: Saved with errors

FEAT-3070

Financial Instrument Information

Placement Information

Yield Information

Redemption Information

Other Options

communication

Required attachments: 1

List of Attachments Type

Remove Attach

Restore Save

Deliver Export

Create Activity Process

ISIN

Type of Update 2 - CHANGE Variation effective date 29/12/2016

ISIN Code IT0004042526 CFI code DBVUFX

Financial Instrument Name UNICREDIT SPA 06-04-2006 06-04-2012 VARIABILE OBBLIG. ORDINARIE STEP UP Financial Instrument Short Name UNICREDIT/TV OBB 20120406

Financial Instrument

Resident Issuer 00348170101 - UNICREDIT, SOCIETA' PER AZIONI Non-resident Issuer

Resident LM - Resp. Settl. Non-resident LM - Resp. Settl.

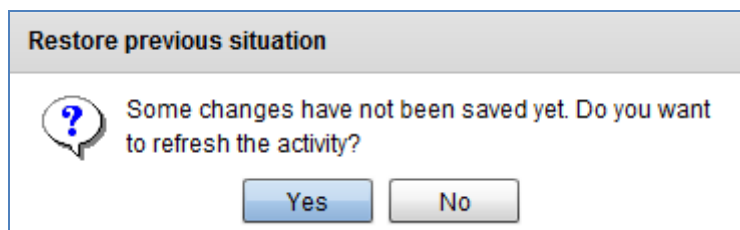
Type of Financial Instrument * 0 - BONDS Security Classification

Security Form * X - NOT APPLICABLE Cum Warrant * 0 - NO

Convertible * 0 - NO Credit linked * 0 - NO

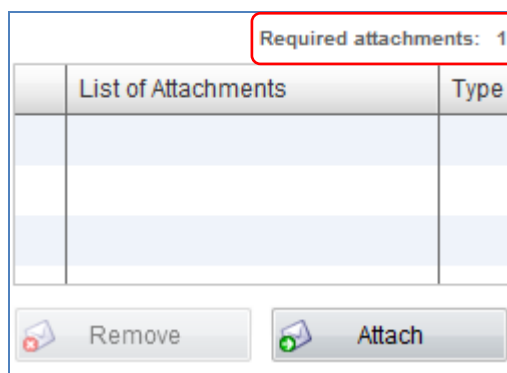
Subordinated * 0 - NO Type of Bond *

Before restoring data, the application will ask for confirmation:

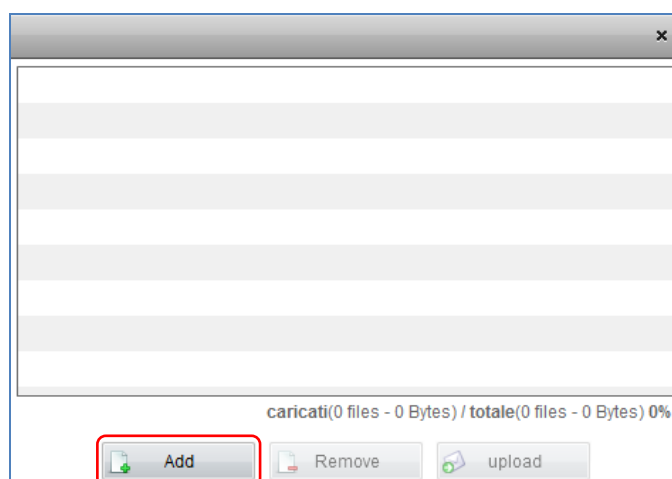


5.1.4. Attach and Remove

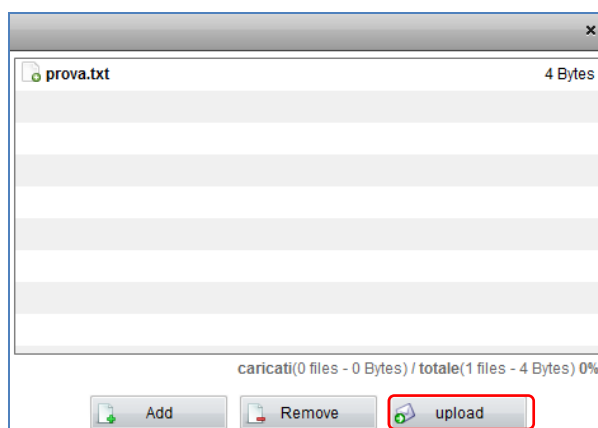
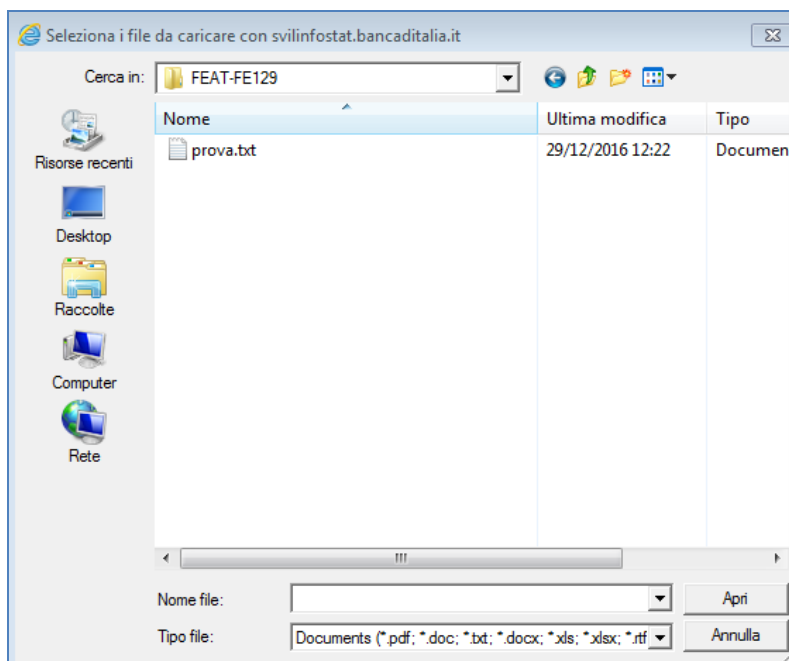
For some messages it is mandatory to attach documentation; the management of the attachments is performed through the **Attach** and **Remove** buttons. Whenever a minimum number of attachments is required, such number is shown in the top right corner of the panel (**Required attachments: x**).



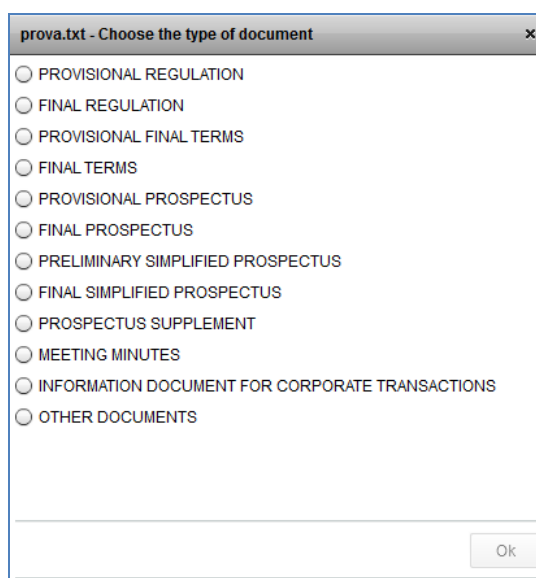
By clicking on the **Attach** button, the panel by which to select the attachments opens up, bearing only the button **Attach** enabled. This will allow to indicate the path of the document to be attached.



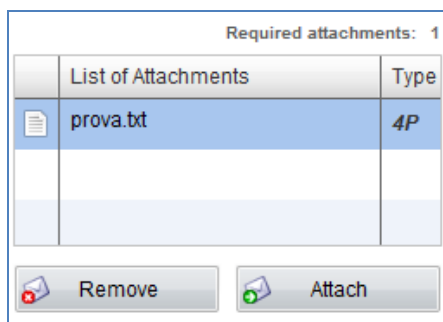
After selecting the file, you need to activate the button **Upload** for the real uploading, as shown below.





It is mandatory to specify the type of every single attachment. This is why a list from which to select the appropriate type is displayed just after uploading the document.

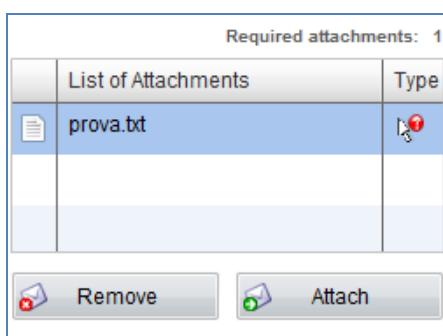


Once the document has been attached, it will be displayed in the attachment list bearing the indication of the selected type of document.



If the type of document has not been selected (this may be the case, for instance, when the selection list has been closed without indicating any type), the icon  will appear on the right of the attached file.

It is possible to re-open the section list by double clicking on the column on the right of the document file (where the icon  is displayed):



It is possible to delete a previously uploaded document from the attachment list, by selecting it and by clicking on **Remove**.

5.1.5. Process

The button **Process** is available only for FEAT Communications of Update and is enabled only after saving the activity without any error having occurred.

By clicking on **Process**, the application will create a Communication of update to be delivered to the Bank. In such a communication only the data actually updated by the Partner are included whereas all the remaining information previously derived from the BI Securities Database will be neglected.

In the Communication of Update there are specific fields which allow the indication of the type of update (change/correction), the variation effective date and the cause of the update:

The screenshot shows the FEAT - Front End Anagrafe Titoli interface. The left sidebar lists various information categories for FEAT-3070, including Financial Instrument Information, Placement Information, Yield Information, Redemption Information, Other Options, and communication. The main area displays details for a communication of update, including the Partner (UTENTE TEST 13), Role (ISSUER), Description (DEBT SECURITIES - Communication of update), and Status (New). The 'Type of Update' dropdown menu is open, showing options '5 - CORRECTION' and '2 - CHANGE'. The 'Variation effective date' field is also highlighted. The Financial Instrument Name is '06-04-2012 VARIABLE OBLIG. ORDINARIE STEP UP' and the Financial Instrument Short Name is 'UNICREDIT/TV OBB 20120406'.

The cause of the update has to be included as a free text in the section “Communication”.

The screenshot shows the FEAT - Front End Anagrafe Titoli interface with the 'communication' section selected in the left sidebar. The main area displays the 'Description of anomalies' field, which is highlighted with a red box and contains the text 'Enter a valid text.' Below this field, there is a section for 'Required attachments: 1' with a table listing attachments. The table has two columns: 'List of Attachments' and 'Type'. The first row shows 'prova.bt' with type '4P'. Below the table are buttons for 'Remove', 'Attach', 'Restore', 'Save', 'Deliver', 'Export', 'Create Activity', and 'Process'.

Communications of Update are performed through the following steps:

1. **Compiling** the communication
2. **Saving** the activity and removing anomalies, if any
3. **Processing**
4. **Delivering**

After compiling and saving the activity without any error having occurred (step 1 and 2), the button **Process** must be activated.

The screenshot shows the FEAT - Front End Anagrafe Titoli interface. The top navigation bar includes Home, List of Activities, List of Securities, List of Securitizations, Documents, Browse messages, Administrator, Welcome, SISC.334169, Info, and Exit. The main header displays Partner: UTENTE TEST 13, Role: ISSUER, Description: TITOLI DI DEBITO - Comunicazione aggiornamento, and Last modified: 29-12-2016 12:37. The Status is highlighted as 'To be processed'. The left sidebar shows a tree view with FEAT-2997 expanded, containing Financial Instrument Information, Placement Information, Yield Information, Redemption Information, Other Options, and communication. The main content area shows the ISIN section with fields for Type of Update (2 - CHANGE), Variation effective date (29/12/2016), ISIN Code (IT0004042526), CFI code (DBVUF), Financial Instrument Name (UNICREDIT SPA 06-04-2006 06-04-2012 VARIABLE OBBLIG. ORDINARIE STEP UP), and Financial Instrument Short Name (UNICREDIT/TV OBB 20120406). Below this is the Financial Instrument section with fields for Resident Issuer (00348170101 - UNICREDIT, SOCIETA' PER AZIONI), Non-resident Issuer, Resident LM - Resp. Settl., Non-resident LM - Resp. Settl., Type of Financial Instrument (O - BONDS), Security Classification (400A- PLAIN VANILLA BONDS), Security Form (B - BEARER), Cum Warrant (0 - NO), Convertible (0 - NO), Credit linked (0 - NO), Subordinated (0 - NO), Type of Bond (X - NOT APPLICABLE), and Trade Name. The bottom left sidebar shows Required attachments: 1, with a table listing attachments (prova.bt, VR) and buttons for Remove, Attach, Restore, Save, Deliver, Export, Create Activity, and Process (highlighted).

After processing the activity only the updated information is displayed:

The screenshot shows the FEAT - Front End Anagrafe Titoli interface after processing. The top navigation bar and header information are the same. The Status is now highlighted as 'To be delivered'. The left sidebar is the same. The main content area shows the ISIN section with fields for Type of Update (2 - CHANGE), Variation effective date (29/12/2016), ISIN Code (IT0004042526), CFI code, Financial Instrument Name, and Financial Instrument Short Name. Below this is the Financial Instrument section with fields for Resident Issuer, Non-resident Issuer, Resident LM - Resp. Settl., Non-resident LM - Resp. Settl., Type of Financial Instrument, Security Classification, Security Form (B - BEARER), Cum Warrant, Convertible, Credit linked, Subordinated, Type of Bond (X - NOT APPLICABLE), and Trade Name. The bottom left sidebar shows Required attachments: 1, with a table listing attachments (prova.bt, VR) and buttons for Remove, Attach, Restore, Save, Deliver, Export, Create Activity, and Undo (highlighted).

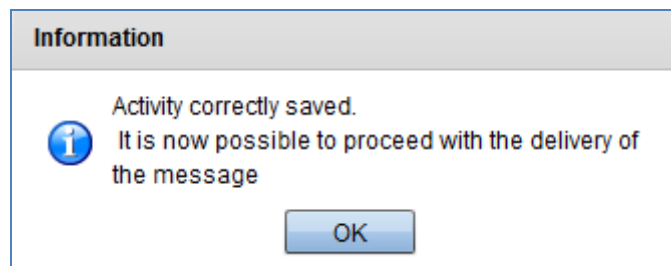
Data may be only browsed and cannot be updated. The activity status changes into “To be delivered” and the button **Deliver** is enabled.

Nonetheless, if further updating needs to be performed, by clicking on **Undo** the activity is restored to the very moment preceding the processing.

5.1.6. Deliver

By clicking on **Deliver**, the application will forward the activity, correctly compiled and saved, to the Bank. The button is enabled only if the activity has successfully undergone all the compliance and consistency data checks that are activated when clicking on **Save**.

When an activity has been saved without errors (see § 5.1.2) or has been processed (see § 5.1.5) the status changes into “To be delivered” and the following pop-up is generated:



A screenshot of the FEAT - Front End Anagrafe Titoli application interface. The top navigation bar includes links like Home, List of Activities, List of Securities, List of Securitizations, Documents, Browse messages, and Administrator. The main content area shows details for a specific activity (FEAT-2386) with fields for Resident Issuer, Non-resident Issuer, Security Form, and various dropdown menus. The status "Status: To be delivered" is highlighted with a red box. On the left sidebar, the "Deliver" button is also highlighted with a red box.

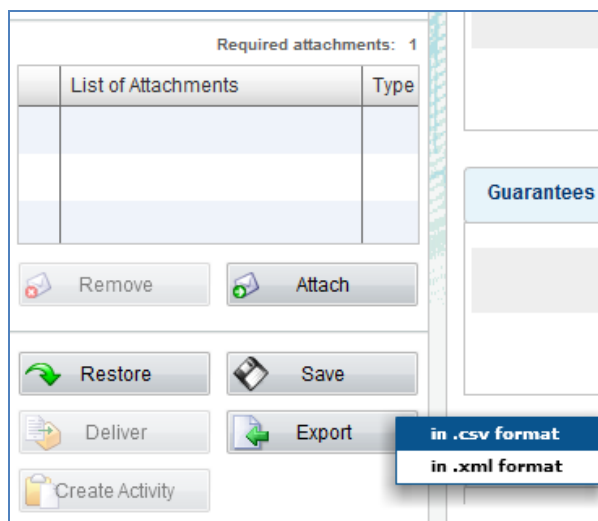
By clicking on **Deliver**, the activity status changes into “Delivered” and the message is forwarded to the Bank. **Please note that the processing of the message by the Bank is not immediate.** For further information on how to monitor the outcome of the message transmission as well as the process’ state of progress please refer to § 3.6.1

5.1.7. Export

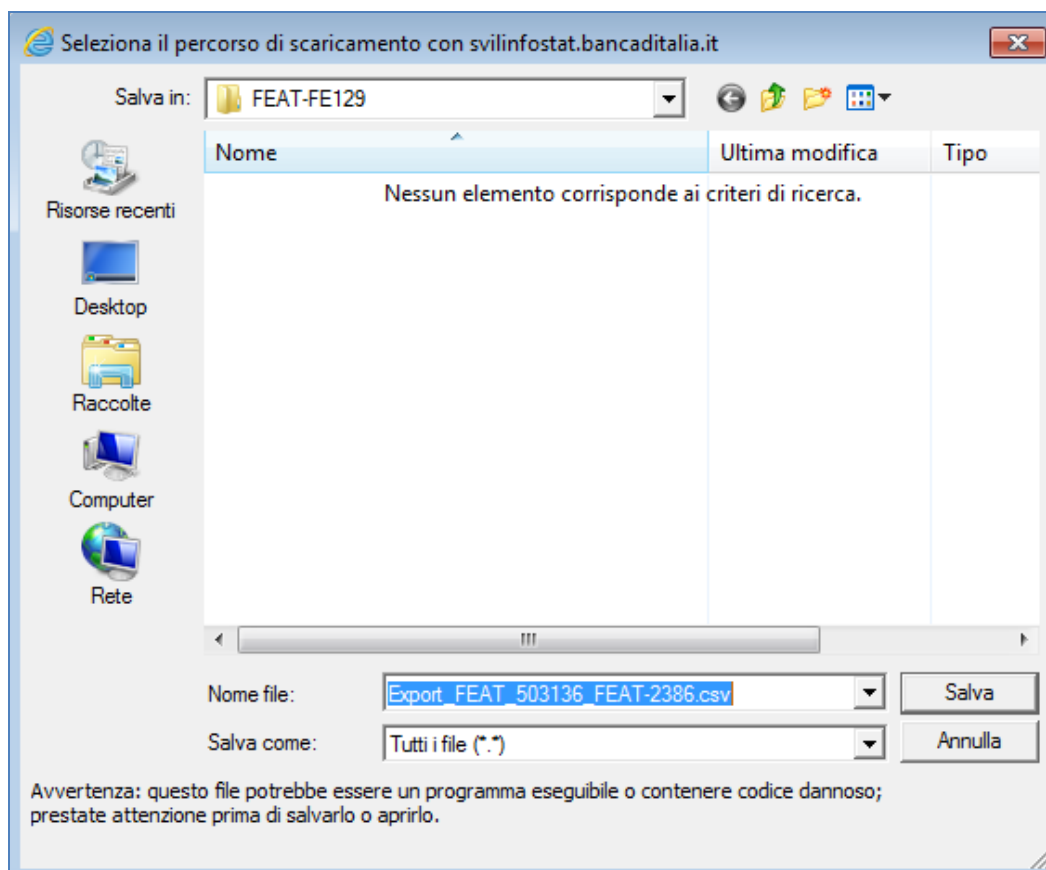
By clicking on Export, the application allows the export of the message data in csv or xml format. For the messages provided with such facility, the button is enabled from the first save of data, even if errors are detected.

Once data have been exported, they may be modified and re-uploaded by means of the **Import** function (see § 4.2), according to the specific message's record layout.

By clicking on Export, the following window opens allowing the operator to choose the type of format:



In FEAT, the exported file is saved with the name *Export_FEAT_Partner_FEAT-progressive.csv* (if format csv) or *Export_FEAT_Partner_FEAT-progressive.xml* (if format xml). In FE129 the function is similar but the resulting file bears FE129 instead of FEAT.



5.2. Compiling of messages

The panel 3 includes detail data within each section of the message. Each section may be made up by more sub-sections marked by a label (e.g. Financial Instrument in the section Financial Instrument Information).

5.2.1. Insertion/update of data

Data to insert or to update are grouped in sections and sub-sections depending on the type of information. Fields marked with a red asterisk are compulsory.

The compiling of a field varies depending on the type of format


1) Date fields

- To be selected through the calendar

2) Numeric fields



- To be compiled manually


3) Alphanumeric fields

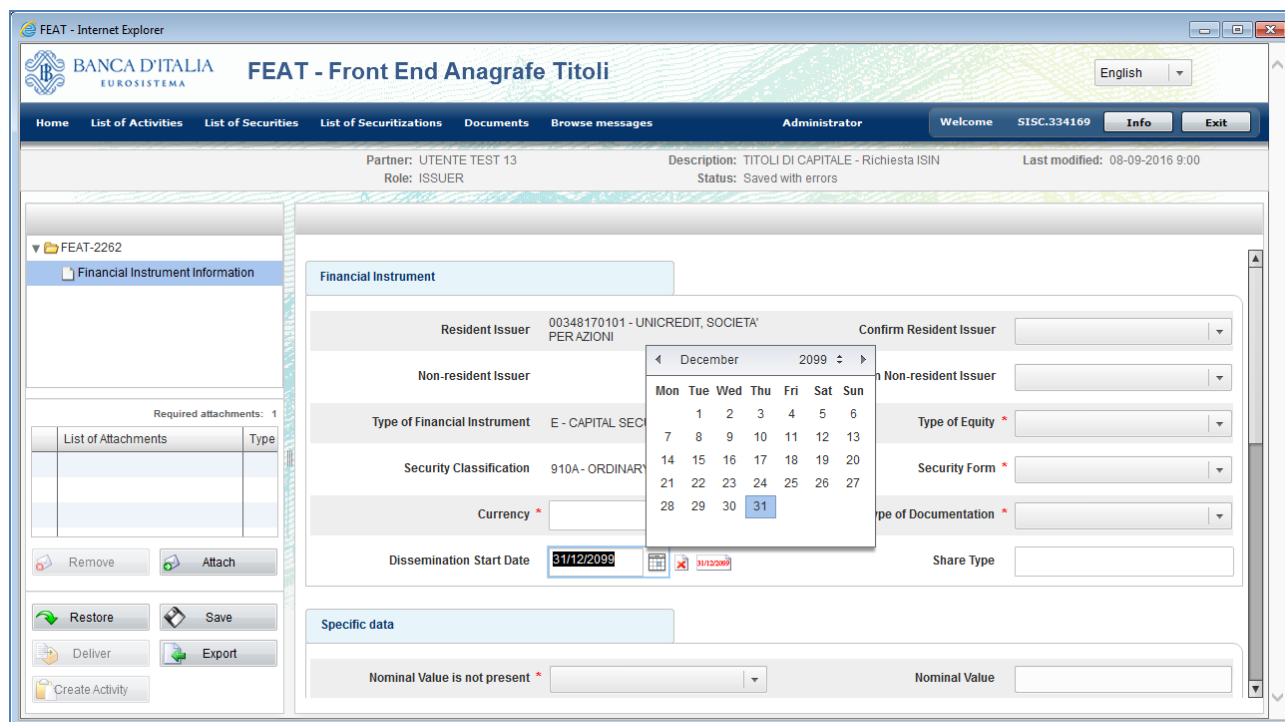
- To be compiled manually
- To be selected from drop-down menu
- To be select after searching by .

1) Date fields

Two icons are placed to the right of the fields with date format:

- The calendar  for the selection and insertion of a date;
- The eraser  for cancelling the previously inserted date.

Moreover, for fields which are to be filled in with 31/12/2099 date, the icon  is available, allowing to set up such a date without scrolling down the calendar.



The screenshot displays the 'FEAT - Front End Anagrafe Titoli' web application. The main form is titled 'Financial Instrument' and contains several fields for data entry. A calendar pop-up is active over the 'Dissemination Start Date' field, showing the date 31/12/2099. The interface includes a sidebar with 'List of Attachments' and a top navigation bar with 'Home', 'List of Activities', 'List of Securities', 'List of Securitizations', 'Documents', 'Browse messages', and 'Administrator'. The 'Dissemination Start Date' field is highlighted with a red border, and the calendar pop-up shows the date 31/12/2099.

2) Numeric fields

Numeric fields are inserted by the user manually with the following format:

Decimal separator is the dot “.”

Thousand separator is not to be indicated

FEAT - Internet Explorer

BANCA D'ITALIA
EUROSISTEMA

FEAT - Front End Anagrafe Titoli

English

Home List of Activities List of Securities List of Securitizations Documents Browse messages Administrator Welcome SISC.334169 Info Exit

Partner: UTENTE TEST 13
Role: ISSUER

Description: TITOLI DI CAPITALE - Richiesta ISIN
Status: Saved with errors

Last modified: 05-01-2017 14:50

FEAT-2262

Financial Instrument Information

Required attachments: 1

List of Attachments	Type

Remove Attach

Restore Save Deliver Export Create Activity

Specific data

Nominal Value is not present * Nominal Value

Number of shares * Total Nominal Value *

Voting right * Paid-in capital *

Dividend Type Type of Interest Accrual *

Accrual Start Date - Pro Rata Convertibility *

Restrictions and constraints

Restrictions on Ownership-Transferability Fidelity premium (Bonus share) *

Restriction End Date Bonus Shares Date

For some fields the inserted value undergoes specific format checks.

FEAT - Internet Explorer

BANCA D'ITALIA
EUROSISTEMA

FEAT - Front End Anagrafe Titoli

English

Home List of Activities List of Securities List of Securitizations Documents Browse messages Administrator Welcome SISC.334169 Info Exit

Partner: UTENTE TEST 13
Role: ISSUER

Description: TITOLI DI CAPITALE - Richiesta ISIN
Status: Saved with errors

Last modified: 05-01-2017 14:50

FEAT-2262

Financial Instrument Information

Required attachments: 1

List of Attachments	Type

Remove Attach

Restore Save Deliver Export Create Activity

Specific data

Nominal Value is not present * Nominal Value

Number of shares * Value must be integer Nominal Value *

Voting right * Paid-in capital *

Dividend Type Type of Interest Accrual *

Accrual Start Date - Pro Rata Convertibility *

Restrictions and constraints



Restrictions on Ownership-Transferability Fidelity premium (Bonus share) *


Restriction End Date Bonus Shares Date

3) Alphanumeric fields

Alphanumeric fields require different compiling modes depending on their specific characteristics.

- The user manual compiling is required for those fields which are not associated with a specific domain
- The selection from a drop down menu is provided for fields whose domain is limited
- The selection by means of a search device by code or by string is provided for those fields whose domain is very large (e.g. Currency) or not predetermined in advance.

When the selection is performed by means of a search device, the two icons  and  are placed to the right of the field.

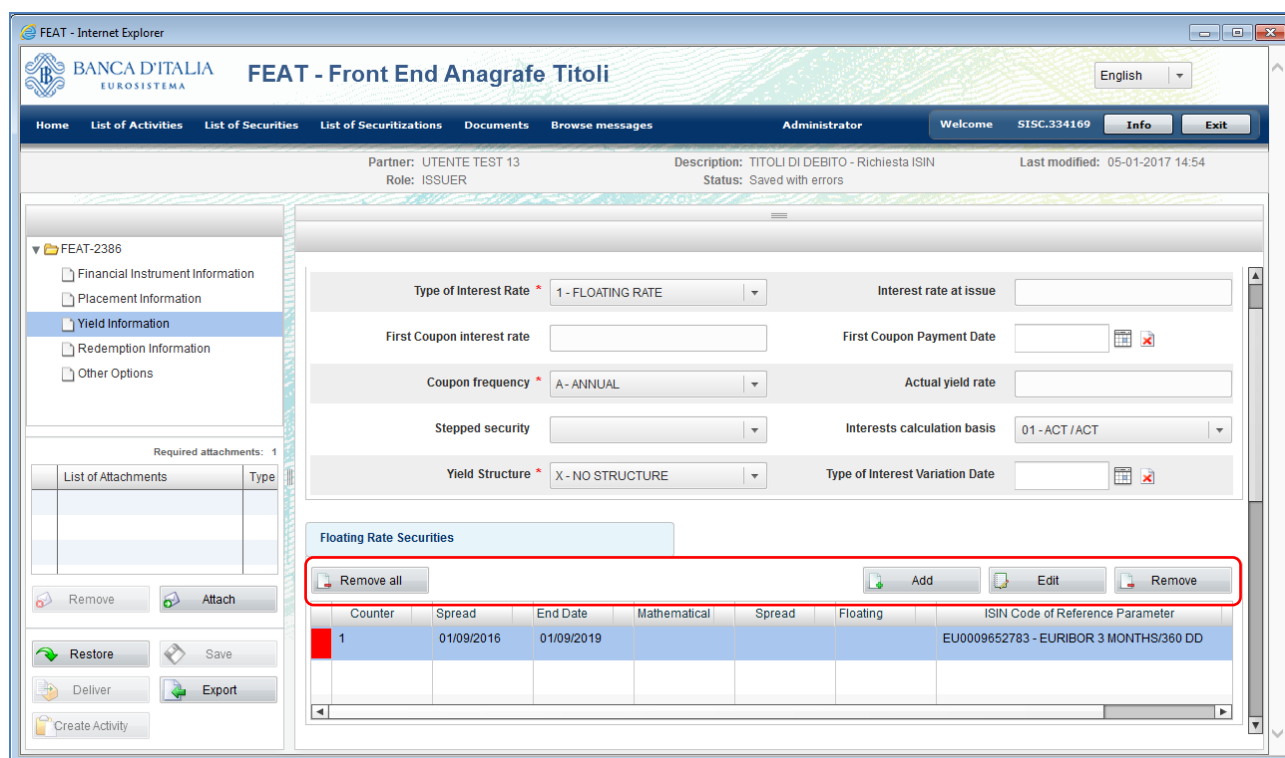
By clicking on  a search panel opens, in which it is possible to enter one of the search criteria (i.e. code or description). At the end of the search a list of result is displayed from which the requested value may be selected by clicking on **Select** or double clicking on the record.

By clicking on  it is possible to cancel the selected value in the related field.

The selection by means of a search device is also provided for the fields related to entities which for various reasons are included in the message sections (issuer, parent company, guarantor, lead manager). For the treatment of such information please refer to § 3.7.1 – 3.7.4.

5.2.2. Compiling lists

Some sections are provided with subsections which require the compiling in tabular format (e.g. Floating rate securities, Accrual schedule, Placement agents). To this end, 4 buttons are placed on top of the sub-sections to deal with the management of the single record.



- The button **Add** allows to add a record to the table. When activated, it opens a window in which are included the data to be entered for the single record as well as the buttons
 - **Save** to save the data in the table. Note that if a mandatory attribute has not been entered it won't be possible to save the record.
 - **Cancel** to delete the inserted record.

- The button **Edit** allows to update the information of the selected record. When activated, it opens a window in which data to be updated are shown for the single record as well as the buttons
 - **Save** to save the data in the table. Note that if a mandatory attribute has not been entered it won't be possible to save the record
 - **Cancel** to delete the update.
- The button **Remove** is enabled by selecting a record, and allows the user to delete it. When clicking on the button, the application asks to confirm the cancelling of the record and if **OK** is activated the record is removed from the table.

- The button **Remove all** is enabled only if one record at least is included in the table and it allows to remove all the records of the table. When activated, the application asks to confirm the cancelling and by clicking on **OK** all the records are removed from the table.

Criteria to enter values and to perform searches, as indicated in the previous paragraph (see § 5.1), are to be applied also in the compiling of lists.

Only for resident placement agents is it possible to enter a taxpayer code straight away in the placement agents' list of section "Placement Information", when such a code has not been found in the BI Securities Database. More precisely, in this case the resident placement agent won't need to previously register the missing entity (as it normally should according to § 3.7.4).

As a matter of fact, if no matching result is returned, the following warning pops up:





and by clicking on **OK**, the taxpayer code is entered in the table record field "Resident placement agent".

5.2.3. Dealing with anomalies

Anomalies in field compilation, if any, are shown in the box “Description of anomalies”, within panel 3, when saving entered data.

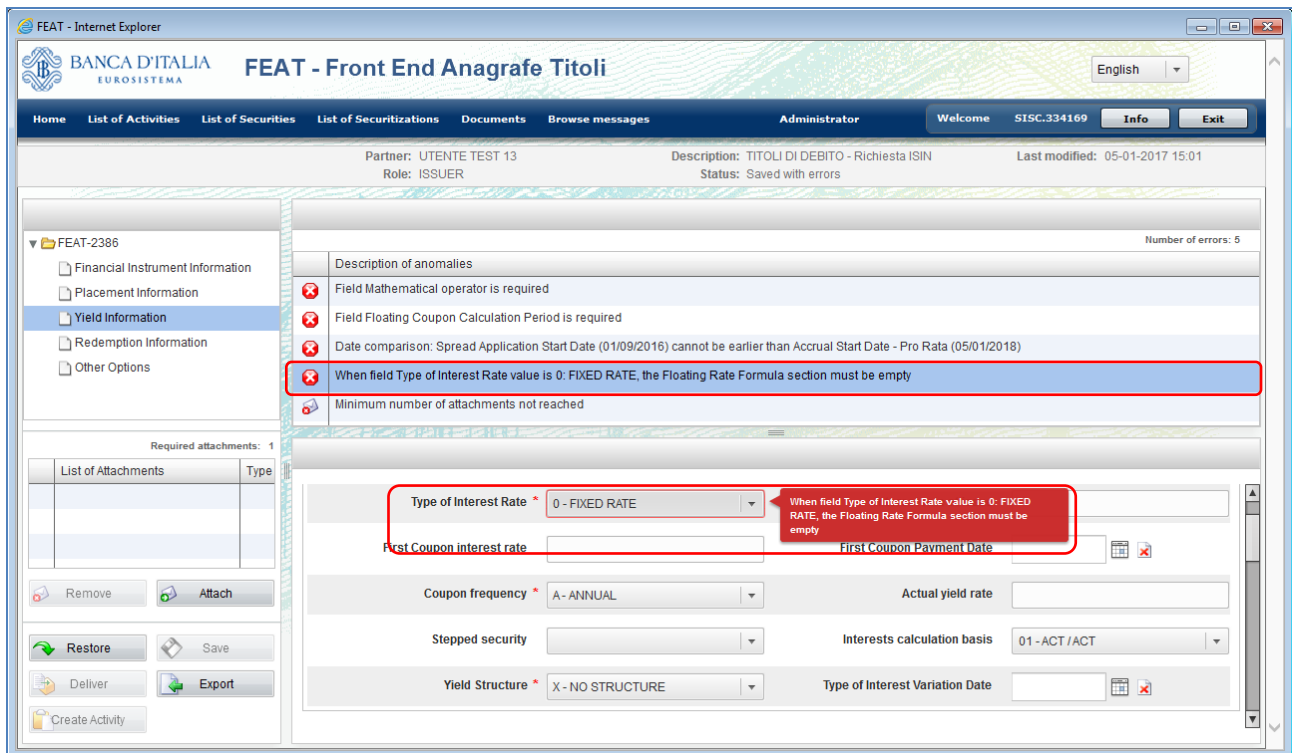
Checks are performed on mandatory data and on the consistency between attributes.

Messages of error may have different levels of seriousness, as indicated by the icons reported below:

1. Very serious 
2. Serious 
3. Referred to the attachments 
4. For information only (warning) 

When saving data, messages of error are displayed according to a decreasing order of seriousness. Errors belonging to the first three levels do not allow the activity to proceed to status “To be delivered”. The number of anomalies is reported in the top right corner of the box.

By double-clicking on the description of anomalies, the application will display the related field in panel 3. The field will be circled in red and when the mouse will be placed over it the message of error will be displayed.



If the error relates to a whole record of a list (see § 5.2.2), by double clicking on the message of error it will be possible to move to the very record affected by the anomaly, which will be marked by a red box.

FEAT - Internet Explorer

BANCA D'ITALIA
EUROSISTEMA

FEAT - Front End Anagrafe Titoli

English

Home List of Activities List of Securities List of Securitizations Documents Browse messages Administrator Welcome SISC.334169 Info Exit

Partner: UTENTE TEST 13
Role: ISSUER

Description: TITOLI DI DEBITO - Richiesta ISIN
Status: Saved with errors

Last modified: 05-01-2017 15:01

FEAT-2386

- Financial Instrument Information
- Placement Information
- Yield Information**
- Redemption Information
- Other Options

Required attachments: 1

List of Attachments	Type

Remove Attach

Restore Save Deliver Export Create Activity

Description of anomalies

Number of errors: 5

- Field Mathematical operator is required
- Field Floating Coupon Calculation Period is required
- Date comparison: Spread Application Start Date (01/09/2016) cannot be earlier than Accrual Start Date - Pro Rata (05/01/2018)**
- When field Type of Interest Rate value is 0: FIXED RATE, the Floating Rate Formula section must be empty
- Minimum number of attachments not reached

Floating Rate Securities

Remove all Add Edit Remove

Counter	Spread	End Date	Mathematical	Spread	Floating	ISIN Code of Reference Parameter
1	01/09/2016	01/09/2019				EU0009652783 - EURIBOR 3 MONTHS/360 DD

Structured Securities

By clicking on the grey bar of “Description of anomalies” it is possible to drag the box within the screen or to minimize the box by putting it on top of the grey bar of panel 2.

FEAT - Internet Explorer

BANCA D'ITALIA
EUROSISTEMA

Anagrafe Titoli

English

Home Documents Browse messages Administrator Welcome SISC.334169 Info Exit

UTENTE TEST 13
ISSUER

Description: TITOLI DI DEBITO - Richiesta ISIN
Status: Saved with errors

Last modified: 05-01-2017 15:01

FEAT-2386

- Financial Instrument Information
- Placement Information
- Yield Information**
- Redemption Information
- Other Options

Required attachments: 1

List of Attachments	Type

Remove Attach

Restore Save Deliver Export Create Activity

Description of anomalies

Number of errors: 5

- Field Mathematical operator is required
- Field Floating Coupon Calculation Period is required
- Date comparison: Spread Application Start Date (01/09/2016) cannot be earlier than Accrual Start Date - Pro Rata (05/01/2018)**

Floating Rate Securities

Remove all Add Edit Remove

Counter	Spread	End Date	Mathematical	Spread	Floating	ISIN Code of Reference Parameter
1	01/09/2016	01/09/2019				EU0009652783 - EURIBOR 3 MONTHS/360 DD

Structured Securities

FLOOR CAP

Coupon indexation

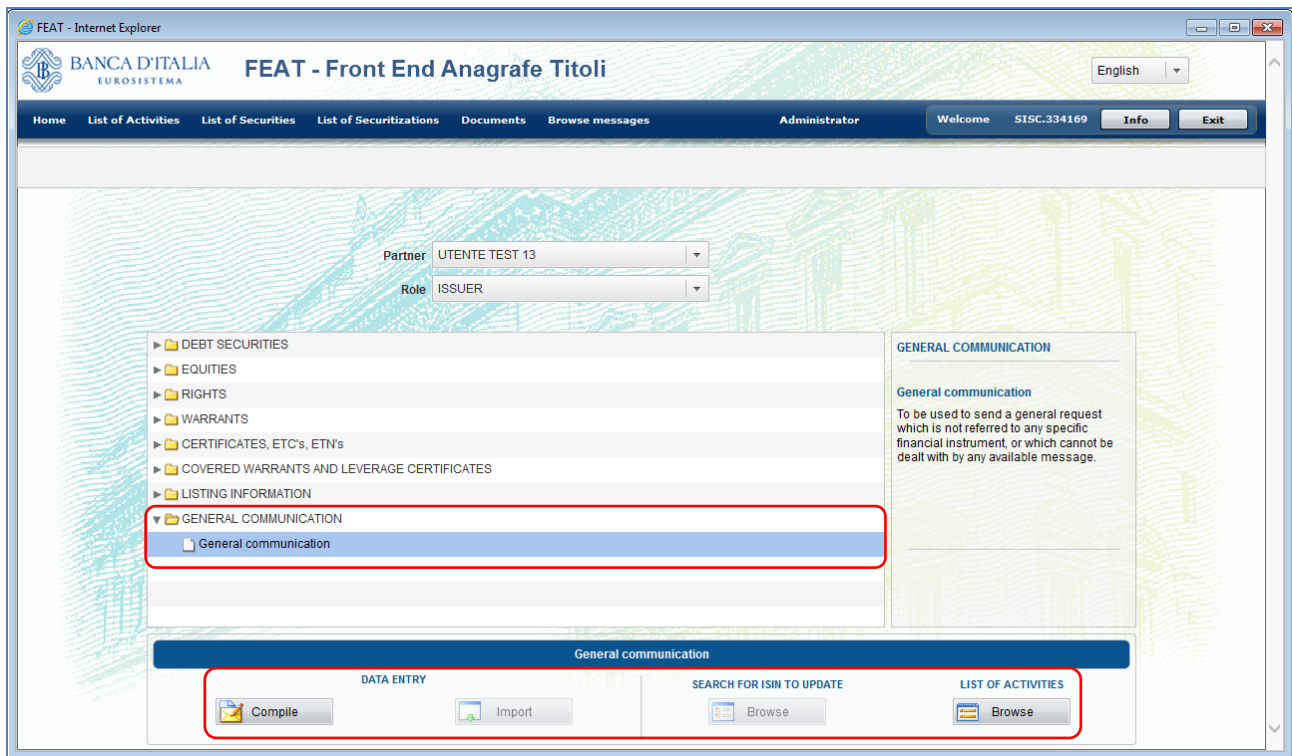
Accrual Schedule

Remove all Add Edit Remove

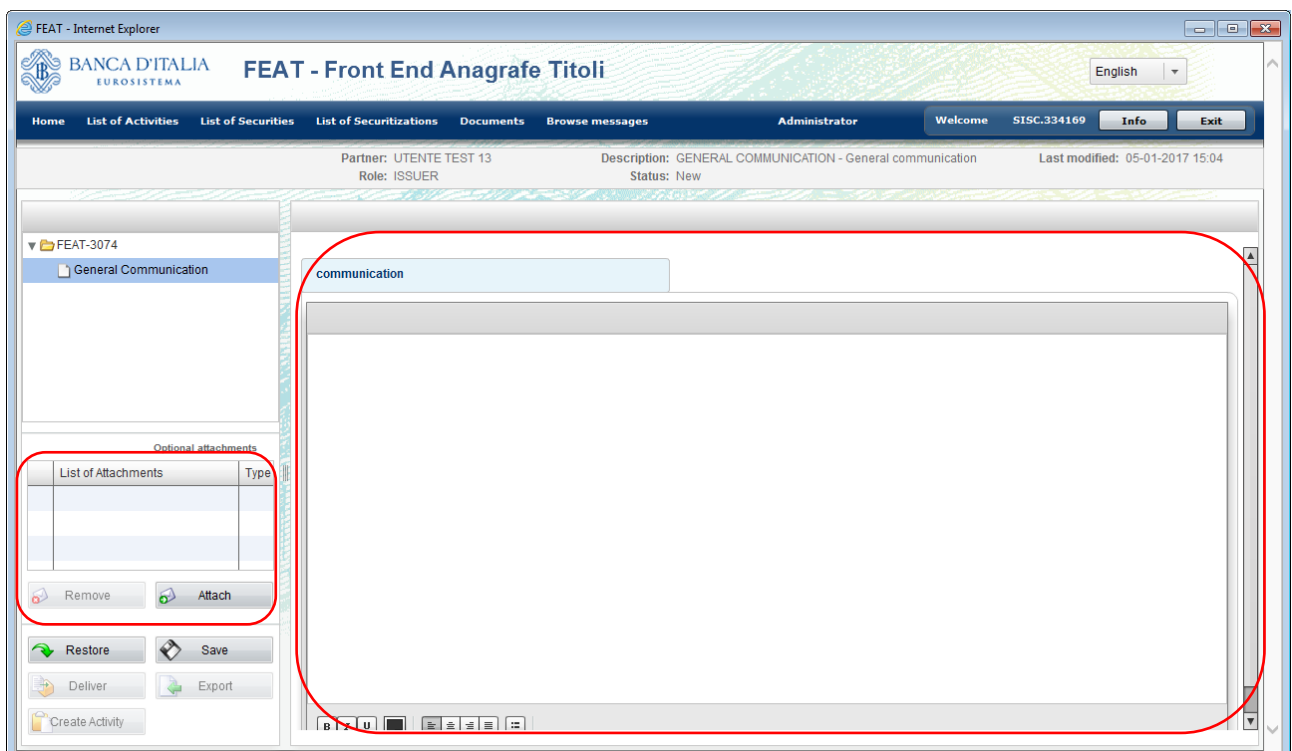
Counter	Accrual Start	Date	Payment	Coupon Rate	Coupon Rate	Calculation	Type of	Coupon

5.2.4. General communications

General communications are to be sent whenever the user needs to forward information not related to a particular security or not included in the distinct messages (e.g. update/merger of the issuer, update of the validity dates, update of the placement date, unscheduled early redemptions). Two buttons are available in the application: **Compile** and **List of activities**.



It is possible to enter a free text and documentation may be attached (see § 5.1.4).



5.3. Forwarding of messages

When delivering an activity (see 5.1.6) its status will bear the value “Delivered” until a notification/rejection message will have been received from the Bank. In the former case the status will change into “Delivered – notified” whereas in the latter it will become “Delivered – rejected”. From the List of activities (see § 3.2) it is possible to search activities according to the status.

When selecting an activity with status “Delivered – rejected” it is possible to create a new one by means of the button **Create activity** (see 5.1.1). The moment the copy is created, the activity with status “Delivered – rejected” will be automatically deleted.

Thus the Partner has the possibility to vary the only attributes affected by anomalies and to forward the activity again.

It is worth noting that, in the Requests/Registrations of ISIN created from rejected activities, data are brought back as they were originally compiled in the rejected message.

Instead, in Communications of Update created from rejected activities data are derived from the BI Securities Database, without any reference to the ones of the rejected message. Updates are therefore to be re-entered in the new activity, taking into account the reason of the reject as notified by the Bank.

6. Massive messages

For some types of financial instruments, such as Covered Warrants and Certificates, massive issues of securities with similar features are possible and updates of some typical data can be made simultaneously for a large number of securities.

For such instruments massive communications have been created, i.e. messages which refer to one or more financial instruments.

The compilation mode of such messages differs in some ways from the one related to single messages. The main differences are treated in this chapter. The way to access massive messages is the one reported in chapter 4.

As for single messages, the detail page is made up of three panels bearing

- General information (panel 1, see screenshot below);
- The navigating menu and the buttons panel (panel 2);
- The security detailed information (panel 3).

In panel 2 the structure of the massive message is shown: every message is identified by a code composed of a fixed part (FEAT or FE129) and of a progressive number (e.g. FE129-3018, as shown in the picture), which represents the “root” of a tree whose “leaves” are the single securities which make up the message. On their turn, “leaves” are also identified by codes (FE129-3019 e FE129-3020).

Placing the cursor on each leaf displays its structure, i.e. a diagram of the sections grouping the information. Enable each section on the right of the window to display the data it contains and to enable the command buttons. Data for each security forming the massive message are filled in as described for single messages. Massive messages also include an option or a requirement to attach documents. Attached documents refer to the whole message and not to its individual components (“leaves”).

Place the cursor on the root node to display a table of summary in panel 3 (one line for each leaf node). Double click on each record in the table to display the corresponding leaf.

At the bottom the following command buttons are displayed: **List of Securities**, **Import**, **Save**, **Send** and **Export**. The functions associated to such buttons apply to the whole message, i.e. to root and leaves. For further details on the use of the buttons see § 5.1. And § 4.

FE129 - Front End Anagrafe Titoli Articolo 129

Home List of Activities List of Securities List of Securitizations Documents Browse messages

Partner: UTENTE TEST 13 Role: ISSUER Description: COVERED WARRANT, LEVERAGE CERTIFICATES, ETC, ETN 129 - Censimento ISIN massivo e info anagrafiche 129 (sez. 1) Status: Saved with errors

Rem... Add Copy

FE129-10375

FE129-10376

FE129-10377

FE129-10378

FE129-10379

FE129-10380

FE129-10381

FE129-10382

FE129-10383

FE129-10384

FE129-10385

FE129-10386

FE129-10387

FE129-10388

FE129-10389

FE129-10390

FE129-10391

Optional attachments

List of Attachments Type

Summary Covered Warrants 129

Code	129 Status	ISIN Code	Code to be	Issue date	Maturity Date	Issue Currency	Type of Underlying
FE129-10376	03 - Salvato con errori		DE000	18/02/2020	31/12/2099	EUR	
FE129-10377	03 - Salvato con errori		DE000	18/02/2020	31/12/2099	EUR	
FE129-10378	03 - Salvato con errori		DE000	18/02/2020	31/12/2099	EUR	
FE129-10379	03 - Salvato con errori		DE000	18/02/2020	31/12/2099	EUR	
FE129-10380	03 - Salvato con errori		DE000	18/02/2020	31/12/2099	EUR	
FE129-10381	03 - Salvato con errori		DE000	18/02/2020	31/12/2099	EUR	
FE129-10382	03 - Salvato con errori		DE000	18/02/2020	31/12/2099	EUR	
FE129-10383	03 - Salvato con errori		DE000	18/02/2020	31/12/2099	EUR	
FE129-10384	03 - Salvato con errori		DE000	18/02/2020	31/12/2099	EUR	
FE129-10385	03 - Salvato con errori		DE000	18/02/2020	31/12/2099	EUR	

List of Securities Import Save Deliver Export

To the left of each record in the data summary section an icon marks the record status:

- **green** when the record status is "To be delivered" or "Delivered"
- **red** when it is "Saved with errors"
- **yellow** when it is "Valid data – errors in attachments"
- **orange** when it is "New"

FE129 - Front End Anagrafe Titoli Articolo 129

Home List of Activities List of Securities List of Securitizations Documents Browse messages Administrator Welcome SISC.334169 Info Exit

Partner: UTENTE TEST 13 Role: ISSUER Description: CERTIFICATES, ETC, ETN 129 - Richiesta ISIN massiva Last modified: 30-12-2016 15:55 Status: Saved with errors

Rem... Add Copy

FE129-3018

FE129-3019

Financial Instrument Information

Issue data - Redemption

FE129-3020

Number of errors: 1

Description of anomalies

Minimum number of attachments not reached

Summary Certificates

Code	129 Status	Type of Underlying	Underlying asset	Type of Option	Exercise Style
FE129-3019	04 - Da consegnare	X - NON CONOSCIUTO	CIAO	CERT - CERTIFICATES	
FE129-3020	03 - Salvato con errori				

List of Securities Import Save Deliver Export

Uploading a file via the **Import** button, a massive message is created. The status of the massive message and of each leaves is initially equal to "New". By clicking on **Save** button, the imported data are checked and the result of the check involves the change of the status from "New" to one of the following:

- **Saved with Errors**: if at least one of the components is Saved with Errors,
- **Data Valid – Error in Attachments**: if no component is Saved with Errors and there are errors in the attachments (relating to the whole message),

- To be delivered: if all the components are “To be delivered” and there are no errors in the attachments (relating to the whole message).

Partner: Description: COVERED WARRANT, LEVERAGE CERTIFICATES, ETC, ETN 129 - Censimento ISIN massivo e info anagrafiche 129 (sez. 1)
Role: ISSUER Status: New

Rem... Add Copy

FE129-10375
FE129-10376
FE129-10377
FE129-10378
FE129-10379
FE129-10380
FE129-10381
FE129-10382
FE129-10383

Optional attachments

Code	129 Status	ISIN Code	Code to be Registered	Issue date
FE129-10376	01 - Nuovo		DE000	18/02/2020
FE129-10377	01 - Nuovo		DE000	18/02/2020
FE129-10378	01 - Nuovo		DE000	18/02/2020
FE129-10379	01 - Nuovo		DE000	18/02/2020
FE129-10380	01 - Nuovo		DE000	18/02/2020
FE129-10381	01 - Nuovo		DE000	18/02/2020
FE129-10382	01 - Nuovo		DE000	18/02/2020
FE129-10383	01 - Nuovo		DE000	18/02/2020
FE129-10384	01 - Nuovo		DE000	18/02/2020
FE129-10385	01 - Nuovo		DE000	18/02/2020

List of Attachments Type

Remove Attach

Restore Save

Deliver

List of Secu... Import Save Deliver Export

Only if there are no errors (status equal to "To be delivered"), it is possible to deliver the message via the **Deliver** button.

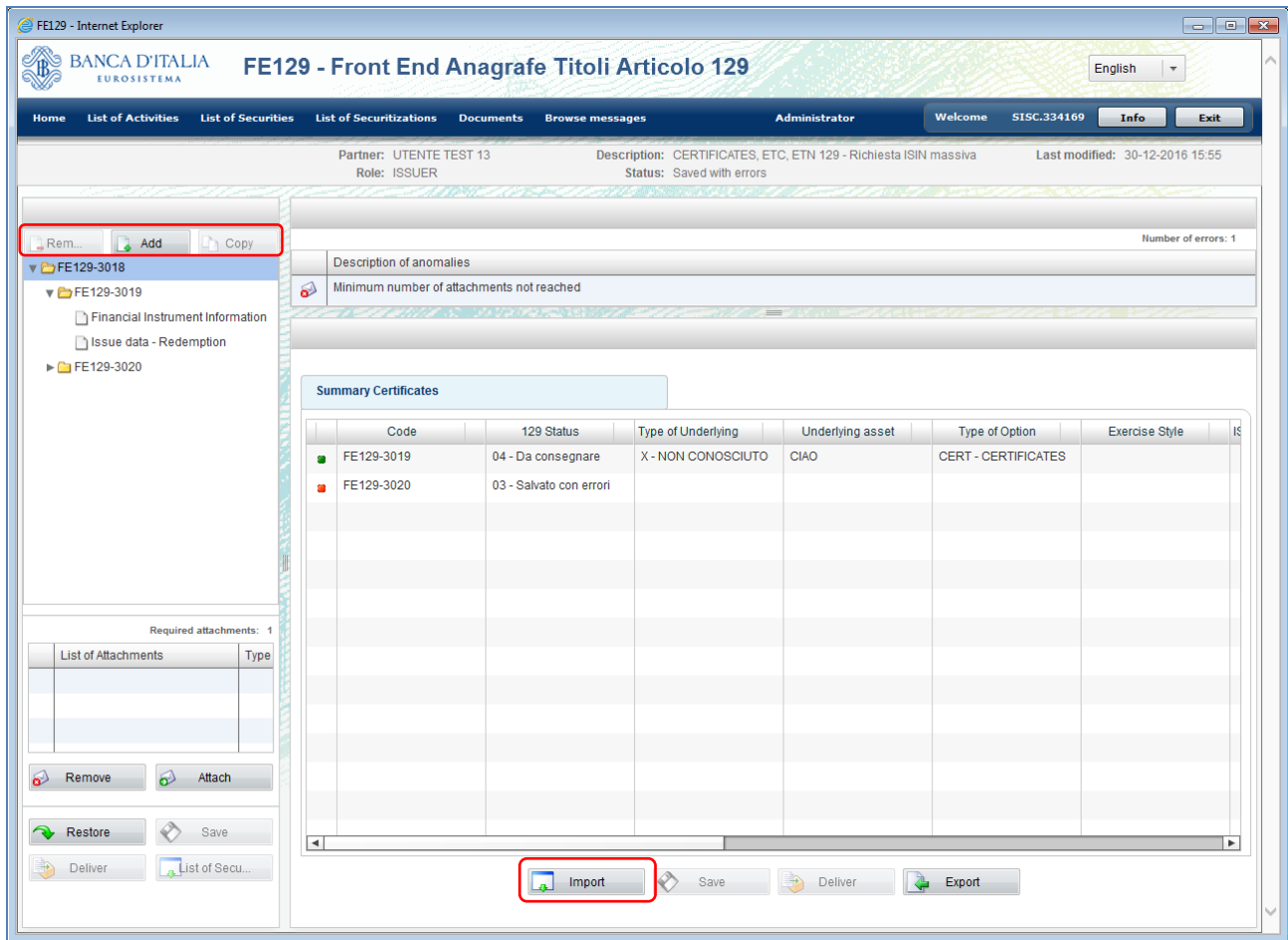
6.1. Creating leaves

When creating a new massive message, the message's structure is without “leaves”. The way to add/delete leaves differs according to the type of activity. The compilation of the single leaves is similar to the one described in chapter 5.

Massive Request for ISIN

Page nodes can be created using the buttons **Add** (to create an empty page), **Copy** (to create a new leaf with data similar to the ones of the leaf previously selected). Moreover, it is possible to delete a previously created leaf using the button **Remove**.

Place the cursor on the “root” and the button **Import** will be displayed underneath the table of summary. Using such a button the operator will be able to upload a format .csv file. If the uploading is successful the application will create as many leaves as the records in the imported file and will add them to the pre-existing leaves.



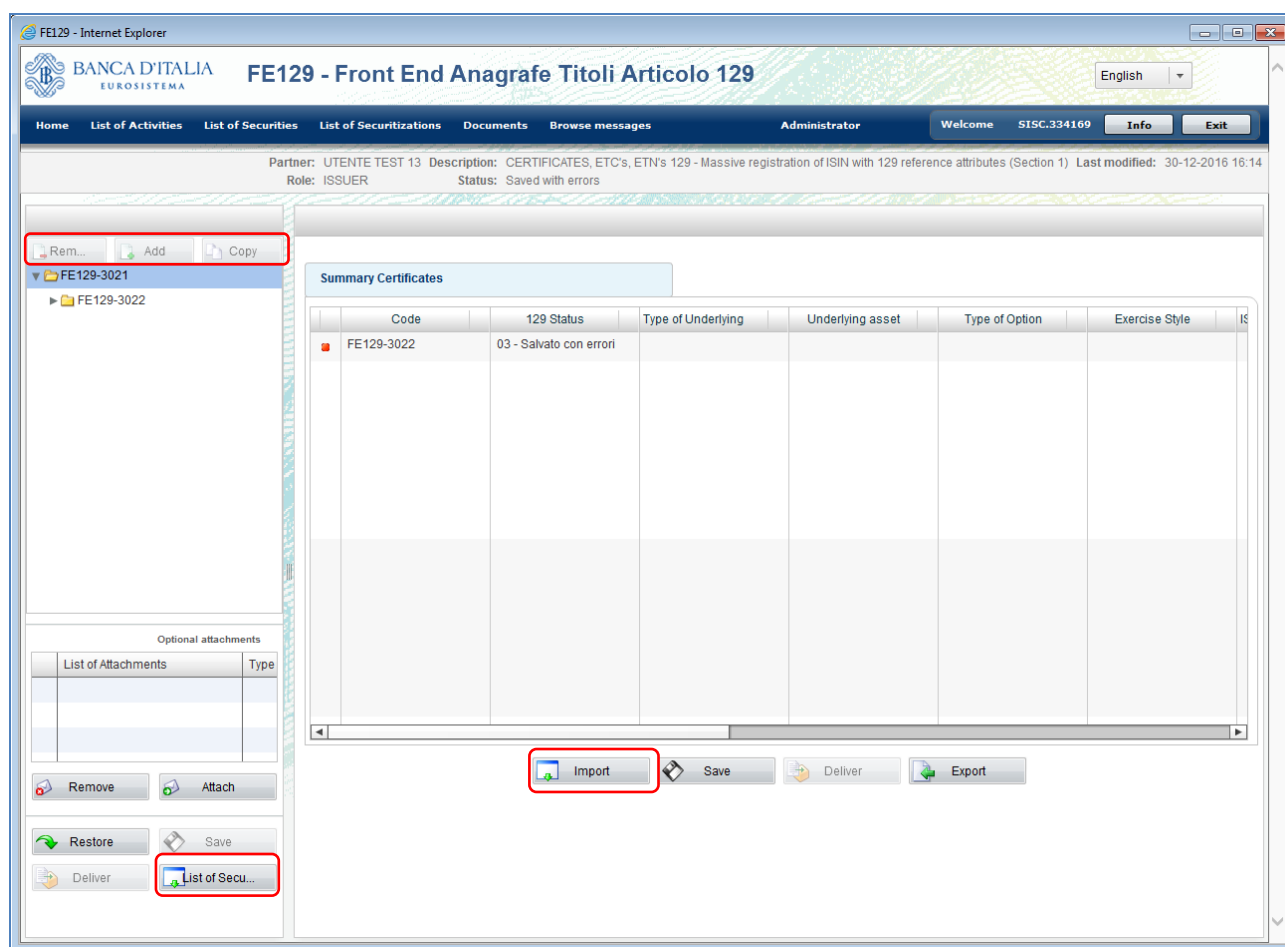
Massive ISIN Registration

The **Add** and **Copy** functions are disabled for these messages

Leaves can be created by activating the **Securities List** function (button in the bottom left panel) to check whether the ISIN code being searched exists in the BI security database.

The search criteria and methods are the same as described for the function **Search ISIN to Update** used for other ISIN Registration requests (§ 4.3.2).

Only if the ISIN Code is not present in the BI security database is the **Register** button enabled to create an empty leaf in which the ISIN Code not found is entered in the ISIN field for registration.



Place the cursor on the “root” and the button **Import** will be displayed underneath the table of summary. Using such a button the operator will be able to upload a format .csv file. If the uploading is successful the application will create as many leaves as the records in the imported file and will add them to the pre-existing leaves.

During the import the following checks are run to verify if:

- the ISIN is registered with the BI security database
- similar requests exist and are ongoing for the same ISIN
- the record layout is formally correct and so are the data included.

If the checks produce negative results, the leaf cannot be created and an error message will pop up.

Massive Update Communications and 129 Quarterly reporting Section 4

The **Add** and **Copy** functions are disabled for these messages.

Leaves can be created by activating the **Securities List** function (button in the bottom left panel) to check whether the ISIN code being searched exists in the BI security database.

The search criteria and methods are the same as described for the function **Search ISIN to Update** used for other ISIN Registration requests (§ 4.3.2).

Only if the ISIN Code is not present in the BI security database is the **Register** button enabled to create an empty leaf in which the ISIN Code not found is entered in the ISIN field for registration

Also in this case the command button **Import** is available, by which it is possible to upload a format .csv file.

During the import the following checks are run to verify if:

- the ISIN is registered with the BI security database
- there is correspondence between the classification of the financial instrument and the type of the selected message (e.g. Certificates vs. Leverage Certificates)

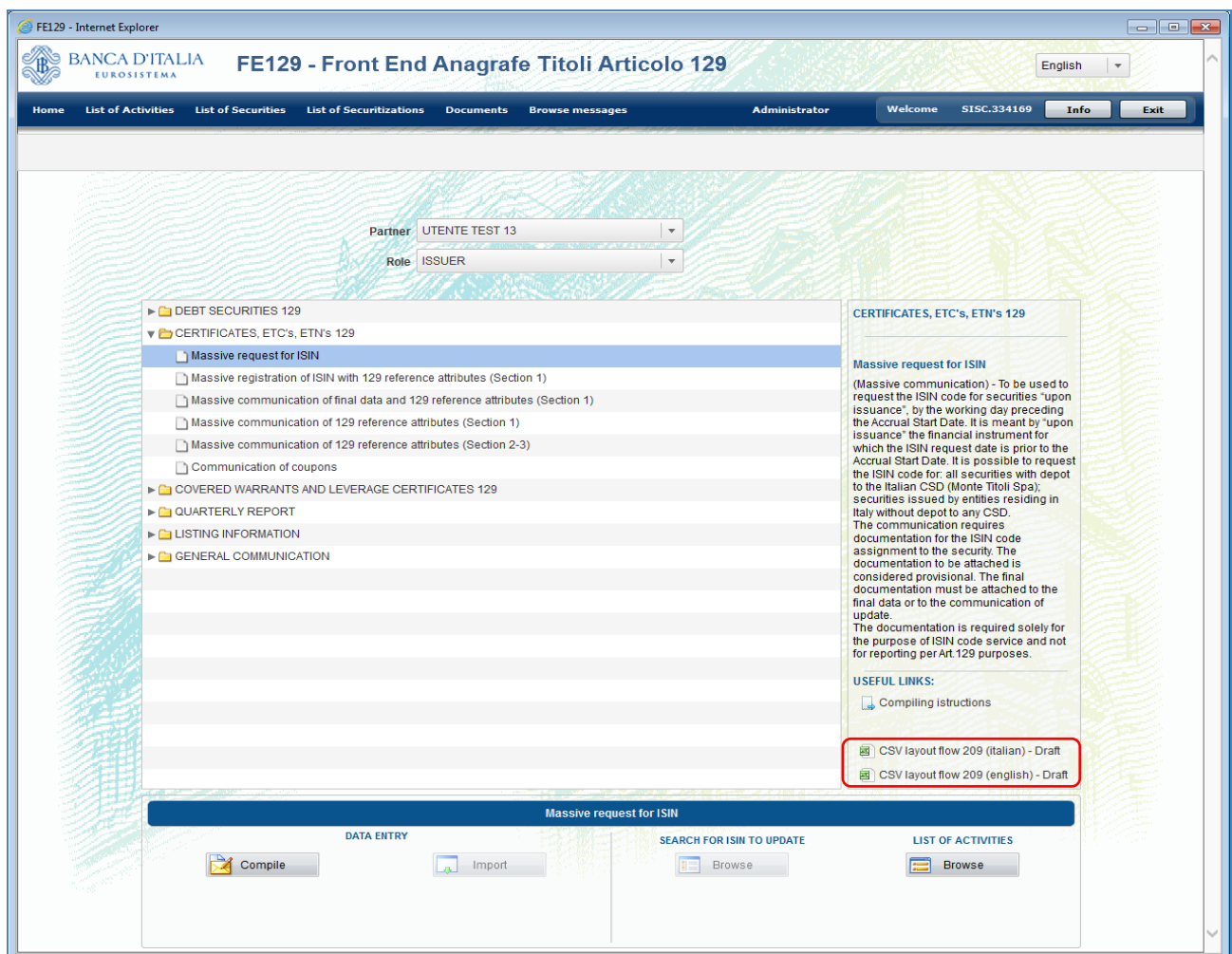
- similar requests exist and are ongoing for the same ISIN
- the record layout is formally correct and so are the data included.

If the checks produce negative results, the leaf cannot be created and an error message will pop up.

6.2. Prearranging a csv file

The feeding of massive messages by import requires that the imported csv files have characteristics and format strictly defined.

To facilitate the preparation of such files, the application provides users with record layouts for each type of massive message. Such layouts may be downloaded (in Italian or in English) on the user's PC from the links available in the FEAT/FE129 Homepage.



Once the download has been performed, the Excel record layout is displayed as below:

	A	B	C	D	E	F	G	H	I	J	K
1		SF005	SF014	RE004	AD001	AD003	AD004	SF022	CE001	AD002	AD005
2	FLOW ID	RESIDENT ISSUER	SECURITY CLASSIFICATION	FIRST COUPON PAYMENT DATE	TYPE OF OPTION	EXERCISE	SEGMENT	TRADE NAME	INVESTMENT CLASS	CATEGORY	UNDERLYING ASSET
3	FEAT_209		leave blank								
4											
5											
6											
7											
8											

The first two records of the layout bear the reference codes and the description of fields.

For additional information on the field content and format, please refer to [Instruction for Compiling FEAT and FE129 messages](#).

Take notice

To create a .csv File formally correct it is of fundamental importance to follow the points reported below:

1. The first two records of the layout, bearing the reference codes and the description of fields, are NOT to be included in the .csv file;
2. the flow code FEAT_xxx has to be indicated in each record;
3. the decimal separator is the dot “.”;
4. the thousand separator has not to be indicated;
5. the semicolon “;” is the field separator;
6. the date format is DD/MM/YYYY;
7. pay attention to records starting with zeroes “0” as for the application “0007” is different from “7” (we advise to be careful when using Excel as usually it deletes zeroes automatically to the left of numeric fields);
8. the format of the Excel files to upload is to be .csv only (not .xls nor .xlsx);
9. fields are to be filled in with **domain** values not their related **descriptions** (see example below, as extracted from [Instruction for Compiling FEAT and FE129 messages](#)).

SF013 (*) TYPE OF FINANCIAL INSTRUMENT

The field domain depends on the category of financial instrument selected.

DEBT SECURITIES

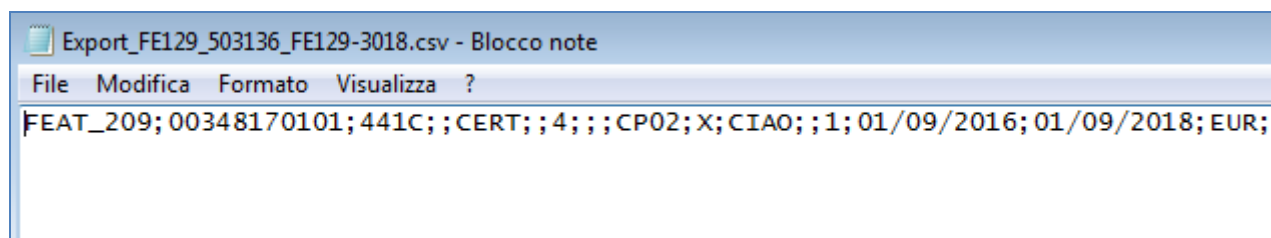
Value:

- O BOND
- OC CONVERTIBLE BOND
- OW CUM WARRANT BOND
- CD CERTIFICATE OF DEPOSIT
- CLN CREDIT LINKED NOTE

DESCRIPTION KO

DOMAIN OK

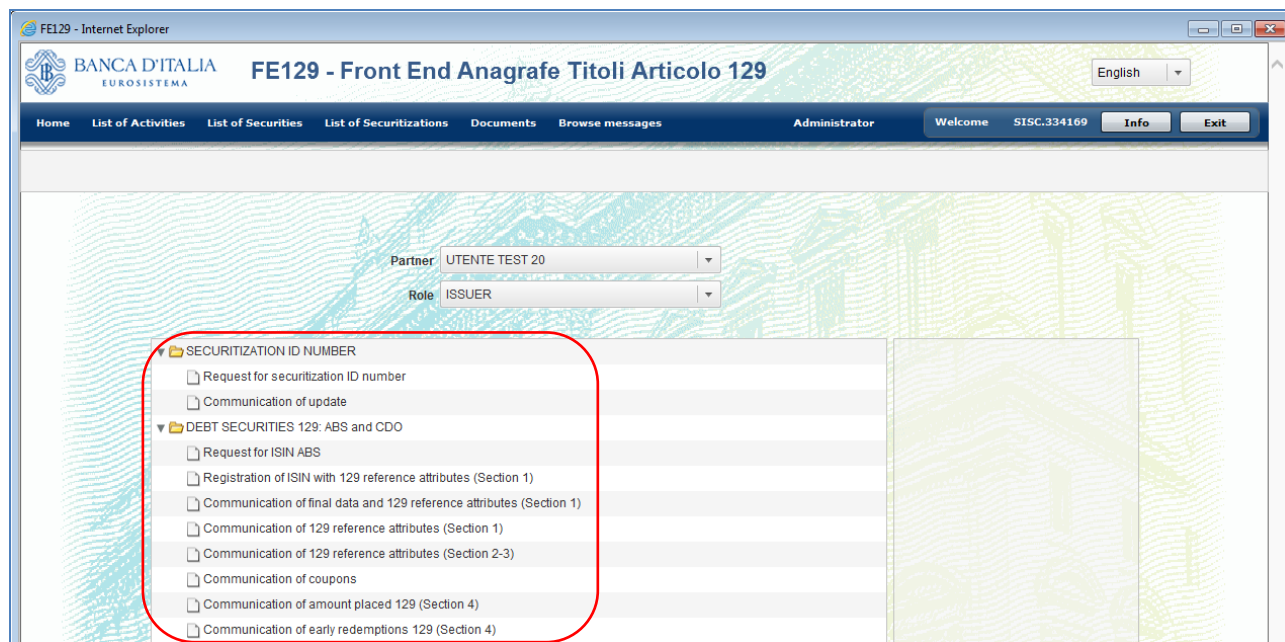
Find reported below an example of record layout whose compilation is formally correct:



7. Messages for Italian Special Purpose Vehicles

To partners registered as resident FVCs (Financial Vehicle Corporations) only the role of Issuer is assigned. There are particular messages specifically conceived in order to report securitizations as well as ABS and CDO securities associated to such operations.

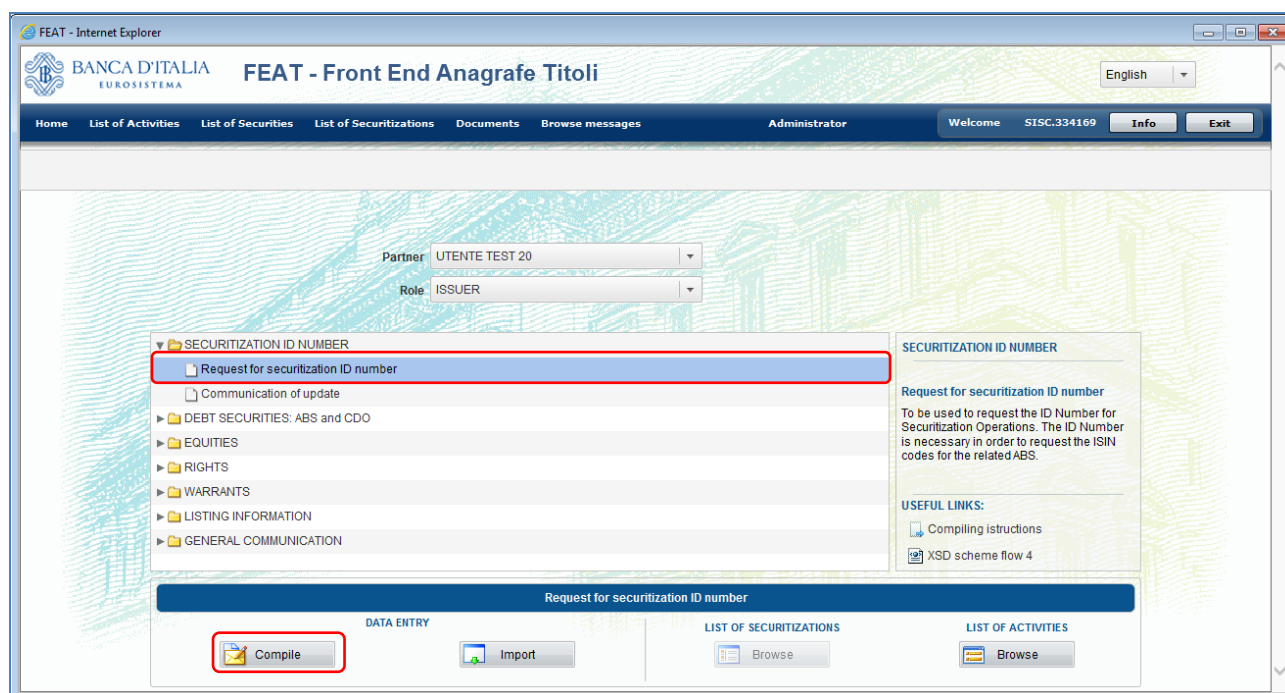
Resident FVCs must send the “Notice of commencement of securitization activity” message in order to ask for the Securitization number and, subsequently, for the securities associated to it.



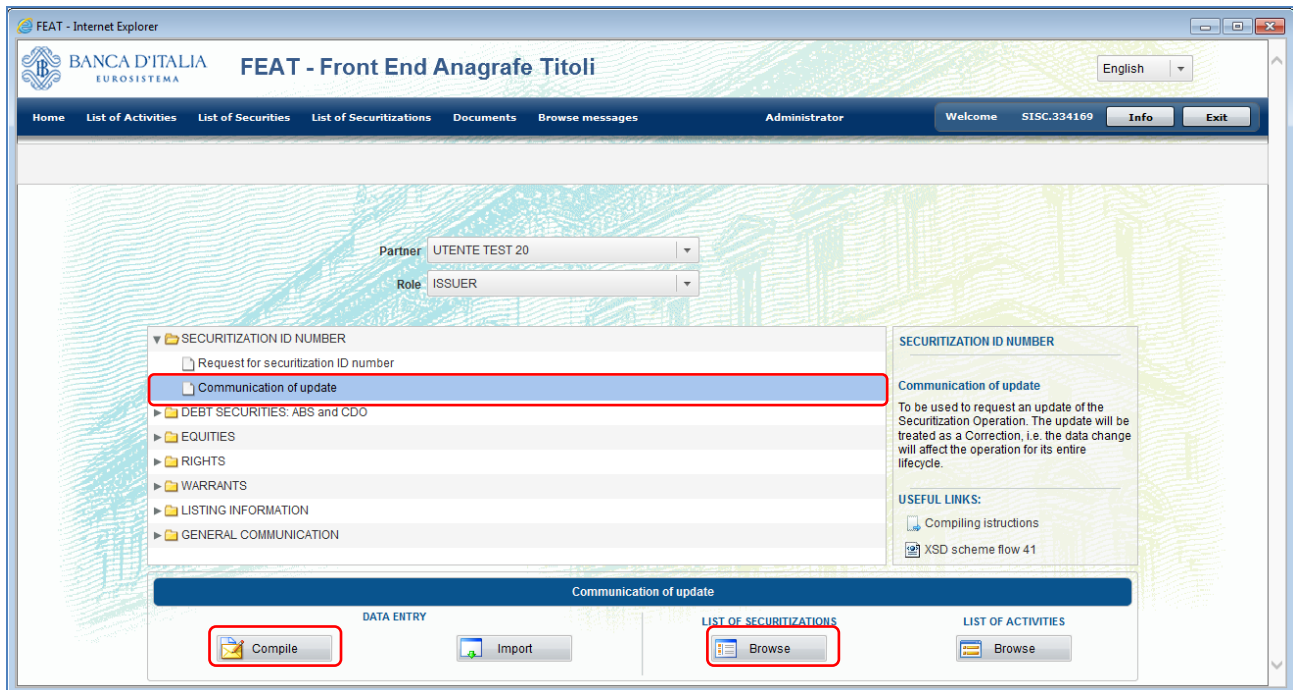
Messages for ABS and CDOs are similar to debt securities ones except for two additional attributes – namely, “ranking” and “securitization ID number” – and the same compilation and forwarding rules apply (see § 5).

The management of the operation number replicates the same rules

- By selecting “Notice of commencement of securitization activity” the button **Compile** will be enabled (see § 4.1)



- By selecting “Communication of update” the buttons **List of Securitizations** (similar to Search for ISIN to update, as described in § 4.3) and **Compile** (to continue the compilation of previously saved activities) will be enabled.



For both messages it is possible to access to previously saved activities by clicking on List of Activities (see § 4.4) or by importing the securitization data from an .xml file (xsd pattern) using the button Import (see § 4.2).

For the search facilities related to securitizations please refer to § 3.4.

8. Glossary

ACTIVITY: Logical group of related data and functions aimed at the creation of messages and the management of attachments.

INFOSTAT: BI Information system which supports supervised intermediaries in the report compiling and forwarding.

MESSAGE: Information flow exchanged between Partner and BI.

PARTNER: Entity (bank, financial vehicle corporation, investment company, non financial corporation etc.) authorized to the survey.

SURVEY: Set of one or more messages aimed at collecting information through a specific reporting

USER: Natural person delegated by the Partner in order to operate on his behalf within a survey

9. Contacts

For questions relating to auto-registration, please e-mail autoregistrazione@bancaditalia.it.

For questions relating to access to INFOSTAT and use of the services, please contact the help-desk of the Statistical Data Collection and Processing Directorate at rdvi.helpdesk@bancaditalia.it (Tel.: +39 06.47926459).

For administrative queries relating to use of FEAT and FE129, the numbering system and any other aspects of preparing and sending communications, please contact the Statistical Data Collection and Processing Directorate – Reference data Division (FEAT@bancaditalia.it; FE129@bancaditalia.it Tel:+39 06.47926667).