



BANCA D'ITALIA  
EUROSISTEMA

## Temi di Discussione

---

(Working Papers)

Trade openness and international fragmentation  
of production in the European Union: the new divide?

by Paolo Guerrieri and Filippo Vergara Caffarelli

February 2012

Number

855





BANCA D'ITALIA  
EUROSISTEMA

# Temi di discussione

(Working papers)

Trade openness and international fragmentation  
of production in the European Union: the new divide?

by Paolo Guerrieri and Filippo Vergara Caffarelli

Number 855 - February 2012

*The purpose of the Temi di discussione series is to promote the circulation of working papers prepared within the Bank of Italy or presented in Bank seminars by outside economists with the aim of stimulating comments and suggestions.*

*The views expressed in the articles are those of the authors and do not involve the responsibility of the Bank.*

*Editorial Board: SILVIA MAGRI, MASSIMO SBRACIA, LUISA CARPINELLI, EMANUELA CIAPANNA, FRANCESCO D'AMURI, ALESSANDRO NOTARPIETRO, PIETRO RIZZA, CONCETTA RONDINELLI, TIZIANO ROPELE, ANDREA SILVESTRINI, GIORDANO ZEVI.*

*Editorial Assistants: ROBERTO MARANO, NICOLETTA OLIVANTI.*

# TRADE OPENNESS AND INTERNATIONAL FRAGMENTATION OF PRODUCTION IN THE EUROPEAN UNION: THE NEW DIVIDE?

by Paolo Guerrieri\* and Filippo Vergara Caffarelli\*\*

## Abstract

This paper analyses the relationship between international fragmentation of production, trade openness and global export performance in the European Union from 2000 to 2009. As most trade models featuring international production sharing show, the higher the level of fragmentation and related international openness the better the export performance of a country. Our econometric analysis confirms this hypothesis. We estimate an error correction model based on panel data on the EU Member States and find that inter-European fragmentation and openness significantly improve their long-run export performance. Policy implications could be that restrictive policies preventing firms from internationalizing production would weaken a country's position in global production networks, with long-term negative effects on domestic jobs and growth.

**JEL Classification:** F14, L23.

**Keywords:** international fragmentation of production, trade openness, export performance, European Union.

## Contents

1. Introduction.....	5
2. Framework of the analysis.....	7
3. Measurement.....	10
4. Econometric analysis.....	16
5. Concluding remarks.....	19
References.....	21
Appendix A: Robustness.....	24
Appendix B: Figures.....	26
Appendix C: Tables.....	28

---

\* Sapienza, University of Rome and College of Europe, Bruges.

\*\* Bank of Italy, Economic Research and International Relations.



## **1. Introduction**

The international economic landscape dramatically changed in the last two decades. One of the dominant features of globalisation is the international fragmentation of production. Firms in the developed area have geographically fragmented their production, subcontracting an ever expanding range of activities from product design, to components, to assembly and also increasingly service activities. Firms are outsourcing and off-shoring in order to lower costs, acquire higher quality inputs and generally improve their competitiveness. And there are no yet serious signs that these trends are really receding as a consequence of the recent crisis.

In the past fifteen years international production sharing has received a lot of attention in Asia where international production networks have sprung up. However the European Union (EU) is no exception to this world trend. Intra-EU trade and cross border production further increased because of the EU accession of the relatively low-wage central and Eastern European economies whose involvement in the international production networks of the core countries in the EU has been widely documented in the literature. In the case of Europe international fragmentation is thus especially evident in intraregional European trade.

The international fragmentation of production has also been widely studied within a trade theoretic framework and in particular the link between trade openness, international fragmentation of production and export performance is well identified. Both in a Ricardian (Eaton and Kortum, 2002) and in a monopolistically competitive (Krugman, 1979) framework a high involvement in international outsourcing and a high level of imports (of intermediates) and of exports (of finished goods) could promote more efficient production levels. At the same time, it has been shown that barriers to trade could increase the overall cost of fragmented production technologies and facilitate (inefficient) domestic vertical integration.

In this paper we want to investigate the role of cross-border production within the EU in explaining the increasingly diverging export performance of European economies. In the background we have the clear evidence of a divide between Germany with the Eastern European economies on the one side and the other large EU countries

on the other. According to the OECD export performance index, between 2000 and 2008 merchandise exports of Germany, Czech Republic, Hungary, Poland, Slovakia and Slovenia grew on average faster than their destination markets, while the opposite occurred for France, Italy, Spain and the UK. As noted in Danninger and Joutz (2007), the establishment of regionalized production chains is a crucial determinant of Germany's increased export market share in the 2000s.

Using detailed quarterly data on intra-EU trade ranging from the early 2000s to the end of the dramatic recession in 2009, we estimate the relation between global export performance of the European countries, on the one hand, and intra-EU fragmentation of production and intra-EU trade openness, on the other. Our aim is to appreciate whether countries more involved in international production sharing and therefore more open to European partners are indeed better performers in the global export market.

Evidence from the most representative EU Member States appears to support such a relationship. Germany and its central and Eastern European partners are increasingly interconnected on the production side and open among each other. They all improved their global export performance.

In our econometric analysis we take into account the dynamic nature of the panel and estimate an error correction model for export performance. The results confirm the existence of a statistically significant relationship. Fragmentation and trade openness are both significant determinants of the global export performance of the EU Member States in the long run.

The rest of the paper is organized as follows. The next section outlines the framework of the analysis. Section 3 presents our measures of fragmentation, openness and export performance. Section 4 contains the econometric analysis and section 5 concludes.



## 2. Framework of the analysis

International fragmentation of production<sup>1</sup> (IFP) occurs when some phases of a multi-stage production process are located abroad, keeping others and the overall coordination in the home country. This relocation may involve the supply of components, the provision of services or the assembly of final products. There are two main tasks that countries participating in international production sharing networks may perform: producers of intermediates or assemblers of final goods. In general countries may also locate in intermediate positions along the international value chain (e.g., producing intermediates in some sectors and assembling final goods in others, or producing and exporting “assembled intermediates” using imported inputs).

Production fragmentation can clearly take place only among countries that are open to trade and foreign investment as international outsourcing takes the form of investment (initially) and trade (subsequently) among participating countries. It generates particularly trade in intermediate inputs and products, which can sometimes cross border several times before being incorporated into a final good that can be sold domestically or abroad.

Baldwin (2006) argues that the actual globalisation process occurs at the level of the firms, which can fragment their production stages and/or delocalise tasks because of lower communication and coordination costs. The adoption of a fragmented production process enables firms to benefit from lower production costs and is aimed at increasing the efficiency and international competitiveness of the final-good producers, hence their export performance. The empirical literature confirms that a growing share of international trade consists of intermediate inputs.

Such reasoning has been clearly shown in a formal theoretical framework. Models of production sharing belong to different branches of the (international) economics literature. For a survey see, among others, Breda et al. (2007), Guerrieri and Vergara Caffarelli (2005) and the book edited by Arndt and Kierzkowski (2001).

---

<sup>1</sup> In the literature various terms are used to refer to a substantially unique phenomenon: international fragmentation of production (Jones and Kierzkowski, 1990), vertical specialisation (Hummels et al., 1998), global production sharing (Feenstra, 1998), international outsourcing (Grossman and Helpman 2002), international production networks (Ernst and Guerrieri, 1998). We use these terms interchangeably.

Industrial-Organization models of fragmentation such as Burda and Dluhosch (2002), Grossmann and Helpman (2002) and Jones and Kierzkowski (2001) directly link the extent of fragmentations (hence imports of intermediates) with the scale of production and of exports. In this framework firms engage in vertical specialization and open up internationally in order to lower (marginal and average) production costs and increase their competitive edge in final-good markets. At a microeconomic level the existence of the relationship we hypothesize is hence theoretically confirmed.

In the Krugman-style new trade theory literature firms compete monopolistically (Dixit and Stiglitz, 1977) both at home and abroad. Amiti (2005) explicitly introduces an intermediate-good sector and shows that for certain parameter values there exists an equilibrium with fragmentation. Moreover in her model larger exports require larger imports of intermediate goods establishing also in this context the proportional relationship going from production sharing and international openness to exports. Moreover a similar relationship also holds in Ricardian models, such as Yi (2003). This indicates that the existence of the link from fragmentation and openness to export performance is not due to imperfection in the competition structure.

Few empirical studies address the issue of the link between export performance and international production fragmentation. As mentioned above, Danninger and Joutz (2007) find that regionalized production was a key determinant of Germany's improved export performance. Bas and Strauss-Kahn (2011) analyze firm level data on French exporters and conclude that an increase in the set of imported input varieties increased significantly the number of exported varieties. Kasahara and Lapham (2006) develop and estimate a model which accounts for both imports of intermediates and exports of final goods and uncover the existence of strong import and export complementarities in Chile.

We are hence confident that the relationship we are exploring is theoretically sound and on these grounds we will focus our empirical analysis on verifying the theoretical assumption that European fragmentation and openness significantly and positively affect the export performance of the EU Member States.

The phenomenon of IFP has been extremely important in Asia where international production networks have literally exploded over the past two decades and

has also gained increasing importance in intra-EU trade with the accession of relatively low-wage central and Eastern European economies. We want to appreciate the extent of this participation of the Member States in transnational production sharing and openness and how these two factors affect the European countries' global export performance.

In the case of Western European firms and countries their late involvement in international production sharing – in comparison with the frontrunners, mainly US and Japan – determined the geographical concentration of their international outsourcing activities in the central and Eastern parts of the continent.<sup>2</sup> By transferring part and/or some production phases to Eastern Europe in the wider context of fragmentation processes taking place at the European and global level, Western European firms could maintain their competitive positions on a global scale and continue to expand their domestic markets. Nowadays most countries belonging to those transnational production networks are members of the European Union. Hence intra-EU fragmentation is for EU Member States a very good approximation of global fragmentation.<sup>3</sup>

Yeats (1998) and Hummels et al. (2001) have used trade in intermediate inputs or in parts and components to proxy for global production sharing. Consequently we expect trade in intermediates to be very important and increasing within the EU. Indeed intermediate goods account for almost one half of the internal trade in the EU. Figure 1 depicts the share of parts and components in the trade among the current 27 EU Member States from 2000Q1 to 2009Q4.

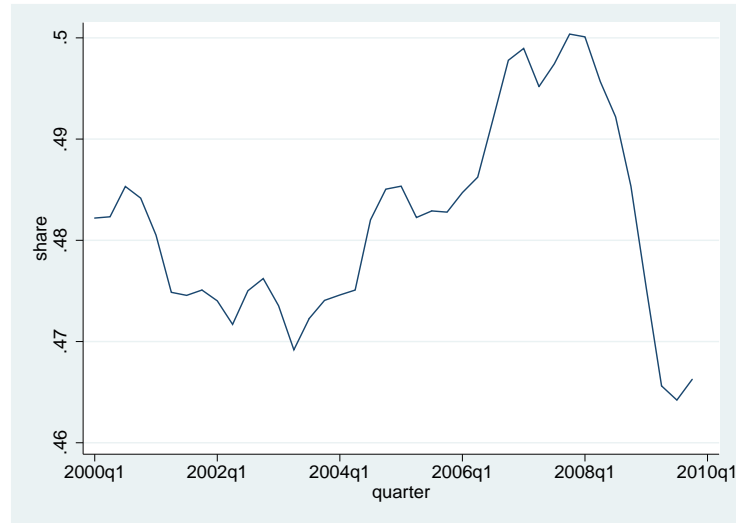
The share of intermediates was already high in 2000 confirming that production fragmentation was already in place. After experiencing a decline during the “growth pauses” in 2001 and 2003, trade in parts and components peaked up reaching a 50% share in the end of 2007. The beginning of the recession in early 2008 and the acute phase of the financial crisis determined a significant drop in the trade of intermediate goods which showed signs of stabilization only in the end of 2009.

---

<sup>2</sup> See De Benedictis and Tajoli (2008), Kaminski and Ng (2005) and Guerrieri and Vergara Caffarelli (2005), among others.

<sup>3</sup> Indeed over the observation period EU internal trade of intermediate goods accounts on average to more than two thirds of total (internal and external) intermediate trade of the European countries.

**Figure 1: Share of intermediates in intra-EU trade**



Source: Authors' calculations based on Eurostat data.

Note: centred five-term moving averages.

The share of parts and components in trade is however only an imperfect measure of IFP, since this phenomenon involves more than the purchase of a particular type of good. In the next section we introduce our measure of international production sharing together with the other indices which will be used throughout this paper.

### 3. Measurement

There is no single measure of fragmentation.<sup>4</sup> We employ a variant of the Revealed Comparative Advantage index introduced by Balassa (1965) in order to capture the *overall* involvement of a country into (intra-EU) production sharing both in case the country plays the role of the producer and exporter of intermediate goods and in the case it assembles (and exports) final goods using imported intermediates. Our measure thus captures both roles a country can take in the international division of labor.<sup>5</sup> Also it accounts for intermediate imports in final-good assembling countries in a better manner than alternative measures such as the family of indices introduced by Lafay (1992).<sup>6</sup>

---

<sup>4</sup> Iapadre (2001) surveys the most commonly used measures. See also Amador et al. (2011), Dean et al. (2011), Hummels et al. (2001) and Hummels et al. (1998).

<sup>5</sup> This is an important innovation with respect to the existing literature (such as Amador et al. 2011, and Iapadre, 2001) which mainly focused on producers (and exporters) of intermediates.

<sup>6</sup> Lafay indices are based on the balance of trade in intermediate goods which is an appropriate accounting practice when the interest of the analysis lies in measuring the net contribution of each country belonging to the international production chain. This implies that imports of intermediates are considered with the

In particular our index is the ratio between country  $i$ 's share of intermediate trade (imports plus exports) on total trade and the share of intermediates in the EU internal trade, minus one:

$$RCA(\text{trade})_{i,t} = \frac{\sum_{j \in EU} (X_{i,j,t}^{\text{Int}} + M_{i,j,t}^{\text{Int}}) / \sum_{j \in EU} (X_{i,j,t}^{\text{Tot}} + M_{i,j,t}^{\text{Tot}})}{\sum_{i,j \in EU} (X_{i,j,t}^{\text{Int}} + M_{i,j,t}^{\text{Int}}) / \sum_{i,j \in EU} (X_{i,j,t}^{\text{Tot}} + M_{i,j,t}^{\text{Tot}})} - 1 \quad (1)$$

where  $i$  and  $j$  are the EU Member States,  $t$  is the quarter,  $X$  exports,  $M$  imports and the superscripts *Int* and *Tot* refer to intermediate and total (excluding commodities) trade flows respectively. In order to minimize the effect of price volatility of energy and agricultural commodities on trade value, these goods have been excluded from total trade, as in Buono and Vergara Caffarelli (2011).

The index takes positive values if the share of intermediates in country  $i$ 's EU trade is higher than the share of intermediates in the EU internal trade, negative values in the opposite case. For positive values the index shows that the country is relatively specialized in the trade of intermediate goods, despecialised otherwise.

Figure B1 in Appendix B depicts the  $RCA(\text{trade})_{i,t}$  index for the 27 EU Member States in the period 2000Q1-2009Q4. Most Member States display a positive sample average  $RCA(\text{trade})_{i,t}$ . Only 9 Member States appear little involved in intra-EU production fragmentation: Cyprus, Denmark, Greece, Ireland, Italy, Lithuania, Luxemburg, the Netherlands and the UK. Among them Italy experiences the second largest (percentage) decrease in vertical specialization and Luxemburg the largest. Notably from the beginning to the end of the observation period the index for Germany is the fastest increasing over time among all the Member States. From Figure B1 the effect of the global crisis on the scope of intra-EU fragmentation is unclear: some countries appear to reduce their involvement, some seem to increase it and others are apparently not affected.<sup>7</sup>

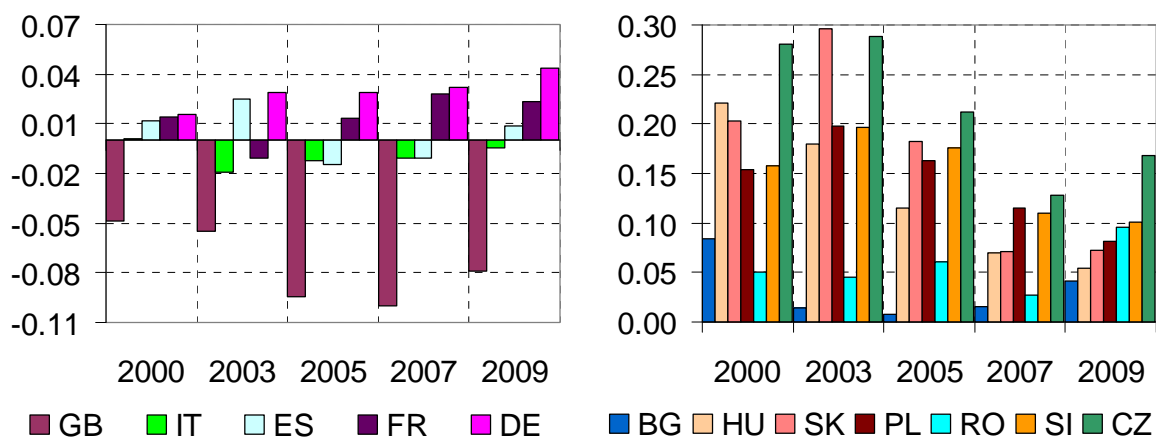
---

negative sign and hence they reduce the value of the indices. However large intermediate imports are an indication of high overall involvement in transnational production sharing.

<sup>7</sup> It is possible to appreciate that there was a statistically significant reduction in the fragmentation levels during the crisis. The effect is estimated by means of a panel regression of the  $RCA(\text{trade})_{i,t}$  index on country fixed effects, quarterly dummies and a dummy for the crisis (from 2008Q3 to 2009Q3). The details are available upon request.

Figure 2 presents the fragmentation levels of some European countries during the past decade. Among the “old” Member States, Germany stands out clearly as an outlier. At the beginning of the observation period Germany’s involvement in European fragmentation was similar to France and Spain and higher than Italy and especially the UK. In 2007 Germany participation in IFP appears almost two times higher than its initial level and notwithstanding the crisis it further increased in 2009. Conversely both in 2007 and in 2009 the other old Member States are on average less vertically specialized than in 2000, especially because of the poor performance of the UK and also, but to a lesser extent, of Italy and Spain. In the pre-crisis period France seemed to be the only one able to replicate Germany’s fragmentation involvement (figure 2, left panel).

**Figure 2: Fragmentation within the EU: selected countries**



Source: Authors’ calculations on Eurostat data.  
 Note: yearly averages of quarterly indices.

During the 2000-2009 period central and Eastern European Countries (Bulgaria, Czech Republic, Hungary, Poland, Romania, Slovakia and Slovenia) somehow moderated their comparative advantages in the trade of intermediate goods. Their involvement in transnational production sharing remains however clearly evident from the data (figure 2, right panel).

To measure intra-EU openness we apply the usual trade openness index to intra-EU trade flows so to capture the internal degree of openness of the Member States’

economies. Hence we compute the index as the ratio between total internal trade of each Member State and its GDP:

$$Open_{i,t} = \sum_{j \in EU} (X_{i,j,t}^{Tot} + M_{i,j,t}^{Tot}) / Y_{i,t} \quad (2)$$

where  $i$  and  $j$  are the EU Member States,  $t$  is the quarter,  $X$  exports,  $M$  imports,  $Y$  GDP and the superscript *Tot* refers to total trade (excluding agricultural and energy commodities). Figure B2 in Appendix B presents the intra-EU openness of the Member States in the period of observation (2000Q1 to 2009Q4).

As expected smaller-sized countries appear relatively more open to internal trade than larger Member States. However size appears not to be a crucial determinant of the dynamics of openness: 8 countries display an increase in their degree of openness toward their EU partners: Bulgaria, Cyprus, Czech Republic, Germany, Lithuania, Netherlands, Poland, Slovenia and Slovakia. In all other Member States the index of openness decreases between 2000Q1 and 2009Q4.<sup>8</sup>

Figure 3 presents the European openness of some Member States. Again Germany's degree of intra-EU openness increases significantly, while the other large Western European countries reduced the share of internal trade to GDP from 2000 to 2009 (figure 3, left panel). The average openness of the Eastern European countries, which was already higher than their Western partners, further increased during the same period (figure 3, right panel).<sup>9</sup>

As we already pointed out countries involved in transnational production sharing trade parts and components with their partners. Thus we expect the openness measure to capture some of the intra-EU fragmentation, although the correlation is far from being perfect as intermediate goods are roughly a half of total intra-EU trade.<sup>10</sup>

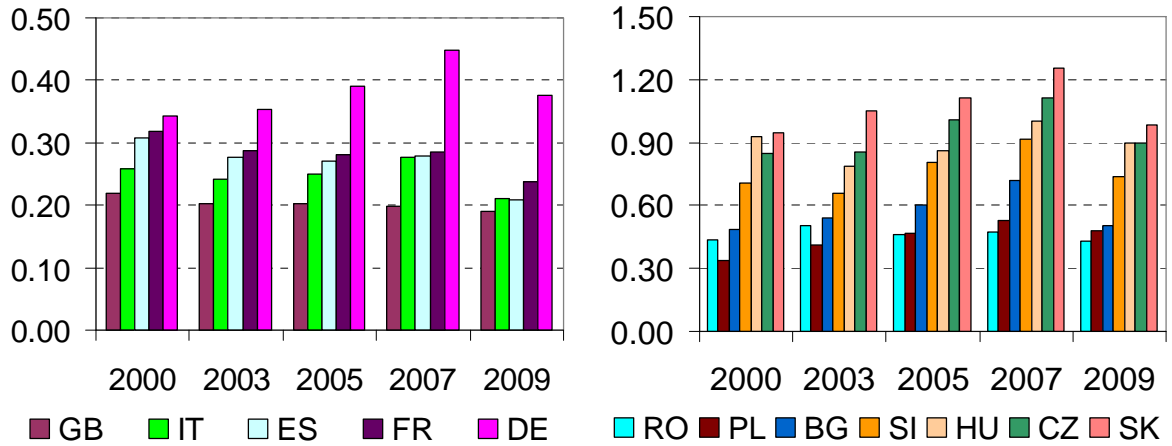
---

<sup>8</sup> One may also note that the crisis reduced the intra-EU openness. The effect is estimated with the same panel regression methodology as in the case of the IFP index. The details are available upon request.

<sup>9</sup> These trends are even clearer in the pre-global-crisis period comparing 2000 with 2007 (instead of 2009).

<sup>10</sup> Indeed the pair-wise correlation between the two indices in our sample is 0.41.

**Figure 3: Intra-EU openness: selected countries**



Source: Authors' calculations on Eurostat data.

Note: yearly averages of quarterly indices.

Finally we measure global export performance of the EU Member States with the respective share in the external (i.e., non-EU) exports of all the EU countries.<sup>11</sup> In this manner we can identify the relative strength of each Member State vis à vis the others. Moreover we can abstract from the impact of EU-wide trends and shocks such as the common trade policy, the emergence of China as large exporter as well as the fluctuation of oil and commodity prices.

Equation (3) below presents the formulation of the performance index:

$$Perf_{i,t} = \frac{\sum_{j \in W \setminus EU} X_{i,j,t}^{Tot}}{\sum_{i \in EU, j \in W \setminus EU} X_{i,j,t}^{Tot}} \quad (3)$$

where  $i$  is the EU Member State,  $j$  the partner country,  $t$  the quarter,  $W \setminus EU$  the whole world excluding the EU,  $X$  exports and the superscript  $Tot$  refers to total trade (as usual, excluding agricultural and energy commodities). Figure 4 depicts the evolution of the export performance index in the period 2000Q1 – 2009Q4.

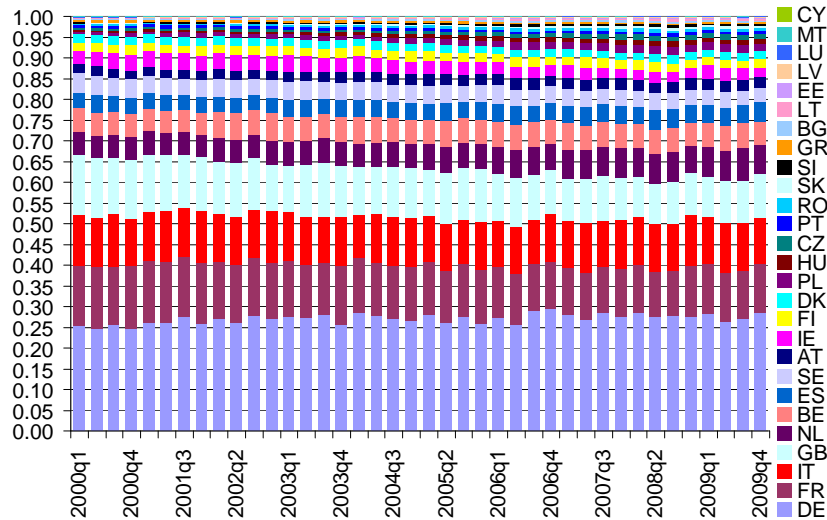
The best performer over the whole period is Germany which accounts for more than 25% of EU exports. Other significant exporters are France, Italy, the UK, the Netherlands and Belgium whose average shares vary between 12% and 5%. While

<sup>11</sup> The OECD merchandise export performance index discussed in the Introduction is only available for some EU Member States (those which are also OECD Members) and with yearly frequency. We hence need to construct our quarterly measure of export performance for all European economies.



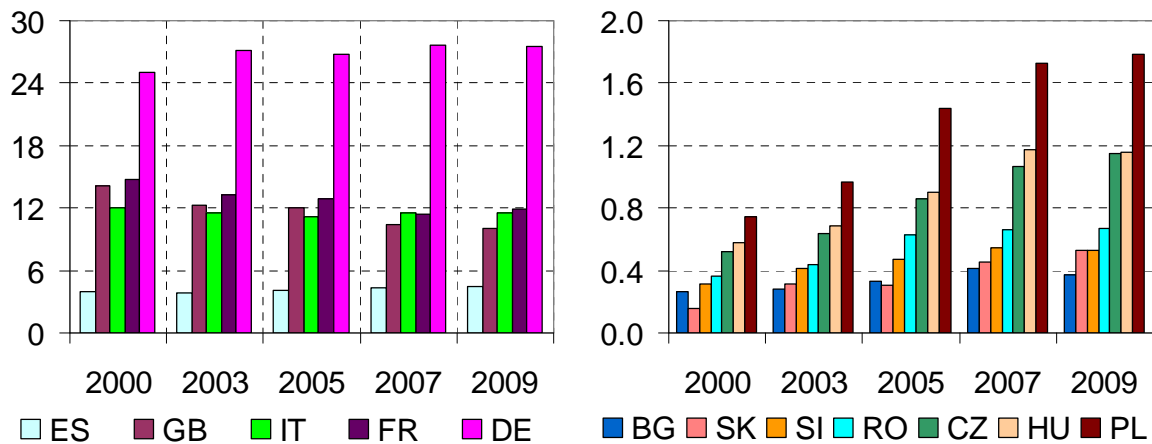
Germany and the Netherlands improved their performance between 2000Q1 and 2009Q4, in the same period Belgium, France, Italy and the UK reduced their market shares. All other Member States, Spain included, are below 5% even if their total share increased from about 25% in 2000Q1 to slightly more than 30% in 2009Q4.

**Figure 4: Export performance index**



Source: Authors' calculations based on Eurostat data.

**Figure 5: Export performance: selected countries .**



Source: Authors' calculations on Eurostat data.  
 Note: yearly averages of quarterly indices.

Figure 5 gives a more selective evidence of the global export performance of the EU countries. Comparing 2000 with both 2007 and 2009 Germany is the only Western

European country significantly increasing its export share (figure 7, left panel). At the same time, all central and Eastern European Member States significantly improved their global export performance (figure 5, right panel). The other “old-Europe” countries appear conversely to have lost market shares (figure 5, left panel).

Our data come from Eurostat and comprise quarterly figures for intra- and extra-EU trade (imports and exports), GDP and unit labor cost of the current 27 EU Member States from 1999Q1 to 2009Q4. Data are in current Euros and not seasonally adjusted. Trade data are released with a monthly frequency and have been aggregated to match the quarterly frequency of GDP.

Trade data are classified according to the Broad Economic Categories (BEC) Classification which allows us to easily identify intermediate goods. Intermediate goods are processed food and beverages mainly for industry, primary and processed industrial supplies not elsewhere specified, processed fuels and lubricants (other than motor spirit), parts and accessories of capital goods (except transport equipment) and parts and accessories of transport equipment. As in Buono and Vergara Caffarelli (2011), we exclude agricultural and energy commodities from the definition of intermediates.<sup>12</sup>

In the next section we present the econometric analysis to see whether our (theory-based) hypothesis that transnational outsourcing and openness are positively linked with the European countries’ trade performances (as shares in global export markets) is verified.

#### **4. Econometric analysis**

We translate our theory-based relationship between export performance and European fragmentation and openness into a cointegrating relationship among the same variables. Hence in the long run the current export performance (export share) is determined by past fragmentation level and past international openness controlling for past relative unit labor cost<sup>13</sup> and we admit that the short-run relationship may be affected by disturbances while converging toward the long run equilibrium. Moreover we expect

---

<sup>12</sup> These correspond to the categories BEC111 “Primary food and beverages mainly for industry” and BEC31 “Primary fuels and lubricants”.

<sup>13</sup> To control for country competitiveness we include unit labour cost relative to the EU average in the econometric model.

long-run coefficients to be equal across countries while short-run parameters may differ. In the short term idiosyncratic shocks may indeed prevail on the economic forces common among countries, but they will vanish in the longer term.

As usual in this context, we estimate a dynamic linear equation in which the difference of the export performance is decomposed into the direct effects from past changes in fragmentation level, openness degree and relative unit labor cost (allowing for quarterly seasonality as well) and the indirect effects from changes in the export performance during previous periods, while it was out of equilibrium. To take into account possible simultaneity problems, all independent variables are lagged by one quarter.

The empirical model is:

$$\begin{aligned} \Delta Perf_{i,t} = & \phi (Perf_{i,t-1} + \theta_1 RCA(\text{trade})_{i,t-1} + \theta_2 Open_{i,t-1} + \\ & + \theta_3 RULC_{i,t-1}) - \delta_{0,i} - \delta_{1,i} \Delta RCA(\text{trade})_{i,t-1} + \\ & - \delta_{2,i} \Delta Open_{i,t-1} - \delta_{3,i} \Delta RULC_{i,t-1} - \delta_{4,i} \Delta Perf_{i,t-1} + \\ & + \chi_{1,i} Q_1 + \chi_{2,i} Q_2 + \chi_{3,i} Q_3 + \chi_{4,i} Q_4 + \varepsilon_{i,t} \end{aligned} \quad (4)$$

where  $Perf_{i,t}$  is export performance,  $RCA(\text{trade})_{i,t}$  fragmentation of production and  $Open_{i,t}$  intra-EU openness, defined by equations (1) to (3),  $RULC_{i,t}$  is the country's unit labor cost relative to the EU-27 average and  $Q_1$ ,  $Q_2$ ,  $Q_3$  and  $Q_4$  are quarter dummies.

The interpretation of the coefficients requires a short premise. The coefficient of the error correction,  $\phi$ , indicates the speed of adjustment towards the long-run equilibrium relationship: it is expected to be significantly negative. It should be significantly different from zero to guarantee the existence of a long-run relationship and negative so that the dependent variable shows a return to a long-run equilibrium. The vector  $\theta_t$  contains the long-run coefficients: we expect that its first two elements to be significantly positive (and equal across countries) according to our theoretical assumption, while the relative unit labor cost should be negatively significant (and again equal across countries) as it accounts for the lack of competitiveness of the economy, as standard export equations show. We are not interested in the individual short-run coefficients included in the vectors  $\delta_{t,i}$  neither in the vectors of quarterly dummies' coefficients  $\chi_{t,i}$ .

Table 1 in Appendix C collects the summary statistics of the variables used in the regressions. The average performance is 3.7 indicating that the average EU member accounts for almost 4% of the total EU exports. The sample mean of the fragmentation index is positive, yet small, indicating that Member States are indeed involved production sharing within the EU. For each country the intra-EU openness corresponds on average to more than half of its GDP. Finally, the relative unit labor cost has by construction a mean equal to one.

Export share, fragmentation, trade openness and relative unit labor cost are  $I(1)$  and cointegrated.<sup>14</sup> We consequently estimate an error correction model on the panel<sup>15</sup> of the EU Member States from 2000Q1 to 2009Q4.

In our empirical strategy we estimate equation (4) using the Pooled Mean Group (PMG) estimator (Pesaran et al., 1999) which restricts the long-run coefficients to be equal across individuals. The PMG estimator not only embeds the equality restriction of the long-run parameters, but also (i) involves weighting of the individuals increasingly by speed of adjustment and decreasingly by their variability and (ii) explicitly accounts for the heterogeneity among the individuals.<sup>16</sup>

The equality restrictions on the long run coefficients, as well as the weighting and the correction for the heterogeneity, are tested by means of a Hausman test.<sup>17</sup> It is accepted with high significance ( $\chi^2_2 = 3.53$ , p-value = 0.32).

The estimation results are presented in Table 2 in Appendix C. All the coefficients of interest are significant and have the expected sign. We find a small but highly significant speed of adjustment of .15. Moreover in the long run the intra-EU

---

<sup>14</sup> The test results are significant at 1%.

<sup>15</sup> The data refer to 27 “individuals”, the EU Member States, observed in 40 quarters. There may be reasons for potentially objecting the panel nature of the data set (and rather considering it a multivariate time-series) mainly due to the fact that the number of periods exceeds that of the individuals. However we consider the data set a panel for institutional reasons. Indeed, all the 27 countries belong to EU (and those which did not for the entire observation period were Candidate Countries for EU accession). Hence all individuals are subject to a set of common shocks in the field of trade policy. Moreover (only) the countries belonging to the Euro Area, or to the Exchange Rate Mechanism II, are also hit by common monetary policy shocks. However, fiscal policies and – more importantly – industrial policies were only loosely coordinated during the observation period. Consequently we expect the unobserved heterogeneity in the data to be determined by idiosyncratic rather than common shocks.

<sup>16</sup> See Pesaran et al. (1999), equations 9, 10 and 11, p. 625.

<sup>17</sup> As a benchmark for the test we estimate equation (4) with the Mean Group (MG) estimator (Pesaran and Smith, 1995) which leaves both long- and short-run coefficients unrestricted. The MG results are available upon request.

fragmentation measure has a positive and significant (at 1%) coefficient (1.26). Also the European openness appears to have a significant (at 1%) impact on the export performance (2.76). Finally the relative unit labor cost significantly (at 1%) reduces the export share (-1.48).

The interpretation of these results is line with our priors. Traditional drivers of export performance (commercial openness and cost competitiveness) indeed prove to significantly affect the market share of the EU Member States over the observation period. Moreover our coefficient of interest shows that a high involvement trans-European fragmentation further increases the export performance when we control for the effects of commercial integration and of the relative unit labor costs. The estimated coefficient of  $RCA(\text{trade})_{i,t}$  implies that a country moving from the first to the last quartile of the fragmentation distribution would increase its export performance by .17 percentage points which correspond to almost 5% of the sample average export share.<sup>18</sup>

Hence and to sum up, the estimates of equation (4) fully validates our theoretical assumption on the role of fragmentation and openness in determining the EU Member States export performance in the period 2000-2009. As a robustness exercise in the appendix we perform the econometric analysis using a different export performance measure. Estimation results for the main variables of interest are confirmed.

## 5. Concluding remarks

In this paper we explore the link between international fragmentation of production (IFP), trade openness and global export performance as to the EU 27 Member countries. Our starting point is a common result of many theoretical models featuring international production fragmentation: higher levels of IFP and of related international openness improve the export performance of a country.

A review of the experience of the most representative EU Member States shows that Germany and the central and Eastern European countries combine a high involvement in trans-EU fragmentation and openness with an increase in their global export shares.

---

<sup>18</sup> As discussed in the previous section the degree of EU openness partially captures also trans-European fragmentation. Consequently the “true” effect of fragmentation could be higher than the estimate.

The econometric analysis confirms our hypothesized relationship. We estimate an error correction model on the panel of the European countries with quarterly data from 2000Q1 to 2009Q4. Results show that intra-European IFP and openness are significant long-run determinants of the export performance of the EU Member States.

The implications for policy could be that policymakers should not restrict access to foreign sources of intermediate goods and services since it could negatively affect the productivity and competitiveness of domestic firms. Policies that try to prevent the firms' internationalization of production and global networking could severely penalize the very same firms' export performance in the medium and in the long term. At the same time such restrictive policies would weaken a country's position in global production networks, with long-run negative effects on domestic jobs and growth. Alternatively an open trade policy would allow firms and countries to fully benefit from international production networks.

## References

1. Amador Joao, Sonia Cabral, José R. Maria, “A Simple Cross-Country Index of Trade Specialization”, *Open Economies Review* 22(2011): 447–61.
2. Amiti Mary (2005): “Location of vertically linked industries: agglomeration versus comparative advantage”, *European Economic Review* 49(2005): 809–32.
3. Arndt Sven W., Henryk Kierzkowski (eds.), *Fragmentation: New Production Patterns in the World Economy*, Oxford: Oxford University Press, 2001.
4. Balassa, Bela, “Trade liberalization and ‘revealed’ comparative advantage” *The Manchester School of Economic and Social Studies* 33(1965): 99–123.
5. Baldwin, Robert, “Globalisation: The Great Unbundling(s)” in Secretariat of the Economic Council (ed.) *Challenges of globalisation for Europe and Finland*, Helsinki: Finnish Prime Minister’s Office, 2006.
6. Bas Maria, Vanessa Strauss-Kahn, “Does importing more inputs raise exports? Firm level evidence from France”, *CEPII Document de Travail*, No. 2011-15, Paris: CEPII, 2011
7. Breda Emanuele, Rita Cappariello, Roberta Zizza, “Vertical Specialization in Europe: Evidence from the Import Content of Exports”, *Rivista di Politica Economica* 97(2007), pp. 189–212.
8. Buono Ines, Filippo Vergara Caffarelli, “Trade Elasticity and International Fragmentation of Production”, unpublished manuscript, Roma: Banca d’Italia, 2011.
9. Burda Michael C., Barbara Dluhosch, “Cost Competition, Fragmentation, and Globalization”, *Review of International Economics* 10(2002), pp. 424–41.
10. Danninger, Stephan, Frederick L. Joutz, “What explains Germany’s rebounding export market share?”, *IMF Working Papers*, No. 07/24, 2007
11. De Benedictis, Luca, Lucia Tajoli, “Similarity in Trade Structures, Integration and Catching-Up”, *Economics of Transition* 16(2008), pp. 165–82.

12. Dean, Judith M., Kwok-Chiu Fung, Zhi Wang, “Measuring Vertical Specialization: The Case of China”, *Review of International Economics* 19(2011), pp. 609–25.
13. Dixit Avinash, Joseph E. Stiglitz, “Monopolistic Competition and Optimum Product Diversity”, *American Economic Review* 67(1977), pp. 297–308.
14. Eaton Jonathan, Samuel Kortum, “Technology, Geography, and Trade”, *Econometrica* 70(2002), pp. 1741–79.
15. Ernst Dieter, Paolo Guerrieri, “International production networks and changing trade patterns in East Asia: The case of the electronics industry”, *Oxford Development Studies* 26(1998), pp. 191–212.
16. Grossman Gene, Elhanan Helpman, “Integration versus Outsourcing in Industry Equilibrium”, *Quarterly Journal of Economics* 117(2002), pp. 85–120.
17. Guerrieri Paolo, Filippo Vergara Caffarelli, “A Challenge for Trans-Mediterranean Integration: International Fragmentation of Production”, in Maria Grazia Melchionni (ed.) *Le relazioni trans-mediterranee del tempo presente: modernizzazione, integrazione, conflitti, dialogo interculturale*, Soveria M.: Rubbettino, pp. 537–57, 2005.
18. Hummels David, Dana Rapoport, Kei-Mu Yi, “Vertical specialization and the changing nature of world trade”, *FRBNY Economic Policy Review* 4(1998), pp. 79–98.
19. Hummels David, Jun Ishii, Kei-Mu Yi, “The Nature and Growth of Vertical Specialization Worldwide”, *Journal of International Economics* 54(2001), pp. 75–96.
20. Iapadre Lelio, “Measuring international specialization”, *International Advances in Economic Research* 7(2001), pp. 173–83.
21. Jones Ronald W., Henryk Kierzkowski, “The Role of Services in Production and International Trade: A Theoretical Framework” in Jones Ronald W. and Anne O. Krueger (eds.) *The Political Economy of International Trade*, Cambridge (MA): Basil Blackwell, 1990, pp. 31–48.



22. Jones Ronald W., Henryk Kierzkowski, “A framework for fragmentation” in Sven W., Henryk (2001).
23. Kaminski, Bartłomiej, Francis Ng, “Production disintegration and integration of Central Europe into global markets”, *International Review of Economics and Finance* 14(2005), pp. 377–90.
24. Kasahara Hiroyuki; Beverly Lapham, “Import Protection as Export Destruction”, *RBC Financial Group EPRI Working Paper*, No. 20062, Kingston: University of Western Ontario, 2006.
25. Krugman Paul, “Increasing returns, monopolistic competition, and international trade”, *Journal of International Economics* 9(1979), pp. 469–79.
26. Lafay, Gerard, “The Measurement of Revealed Comparative Advantages”, in Marcel G. Dagenais and Pierre-Alain Muet (eds.), *International Trade Modeling*, London: Chapman and Hill, 1992, pp. 209–34.
27. Pesaran, M. Hashem, Ronald P. Smith, “Estimating long-run relationships from dynamic heterogeneous panels”, *Journal of Econometrics* 68(1995), pp. 79–113.
28. Pesaran, M. Hashem, Yongcheol Shin, Ronald P. Smith, “Pooled mean group estimation of dynamic heterogeneous panels”, *Journal of the American Statistical Association* 94(1999), pp. 621–34.
29. Yeats Alexander J., “Just How Big Is Global Production Sharing?”, *World Bank Policy Research Working Paper*, no. 1871, 1998.
30. Yi, Kei-Mu, “Can Vertical Specialization Explain the Growth of World Trade?”, *Journal of Political Economy* 111(2003), pp. 52–102.

## Appendix A. Robustness

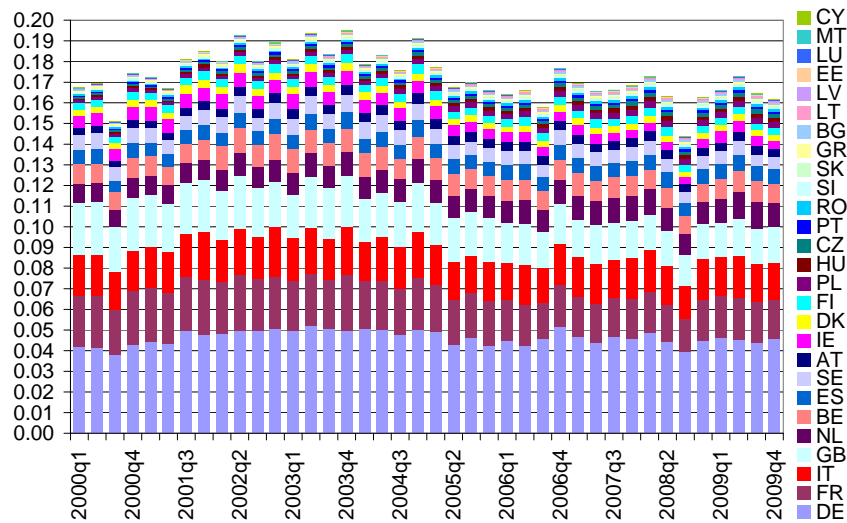
As a robustness exercise we introduce a different measure of export performance and carry out the same empirical analysis. We now measure export performance with the share on the extra-EU export market. Hence our index is the ratio between each European country's extra-EU exports and total world exports excluding EU internal trade:

$$WPerf_{i,t} = \frac{\sum_{j \in W \setminus EU} X_{i,j,t}^{Tot}}{\left( \sum_{j,k \in W} X_{j,k,t}^{Tot} - \sum_{h,\ell \in EU} X_{h,\ell,t}^{Tot} \right)} \quad (A1)$$

where, as usual,  $i$ ,  $h$  and  $\ell$  are EU Member State,  $j$  and  $k$  are non European countries,  $t$  the quarter,  $W \setminus EU$  the whole world excluding the EU,  $X$  exports and the superscript  $Tot$  refers to total trade.

We combine exports from our usual Eurostat database with total world exports from the IMF Direction of Trade Statistics and Euro/Dollar exchange rate from the ECB. Because of data unavailability we cannot exclude agricultural and energy commodities from total world exports, as we did in the rest of paper. Consequently commodities are included in the trade flows used to compute  $WPerf_{i,t}$ . Figure A1 depicts the performance index relative to the world in the period 2000Q1-2009Q4.

**Figure A1: Performance index relative to the world**



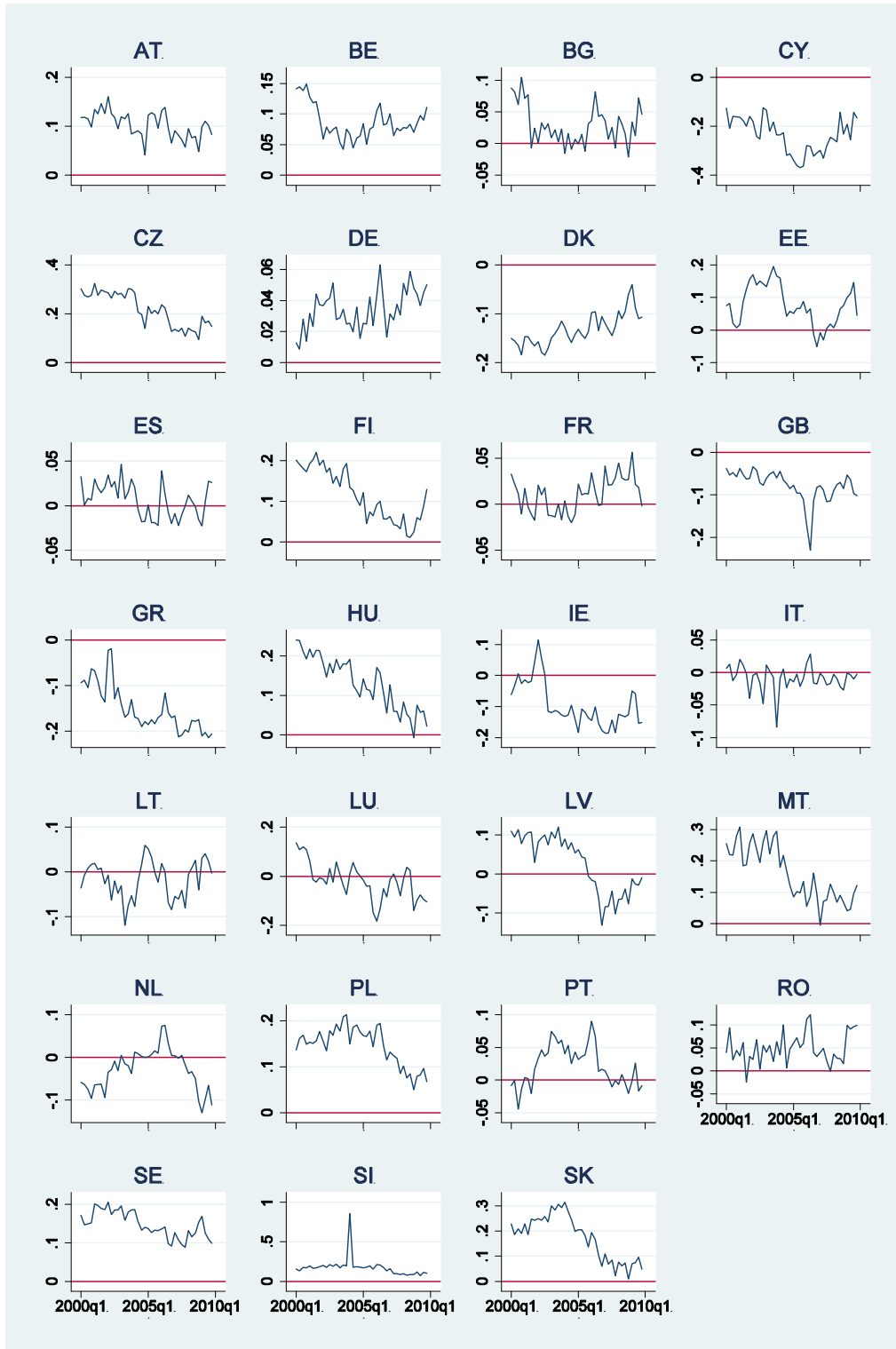
Source: Authors' calculations based on Eurostat, IMF and ECB data.

The main difference with respect to the measure used in the rest of the paper is the fact that the index does not sum to 100% across countries (indeed it sums to the overall market share of the EU). For the rest the new measure yields to very similar results.

We then re-estimate equation (4) in our panel of 27 countries in 40 quarters (2000Q1-2009Q4). The PMG regression outcomes are presented in table 3 in Appendix C and confirm the previous estimation results for the main variables of interest (table 2). Fragmentation, openness and (counter-intuitively) relative unit labor cost have all positive and significant long-run coefficients. Indeed we can confirm that inter-European fragmentation and openness significantly increase the (rest of the) world export market share of the EU Member States.

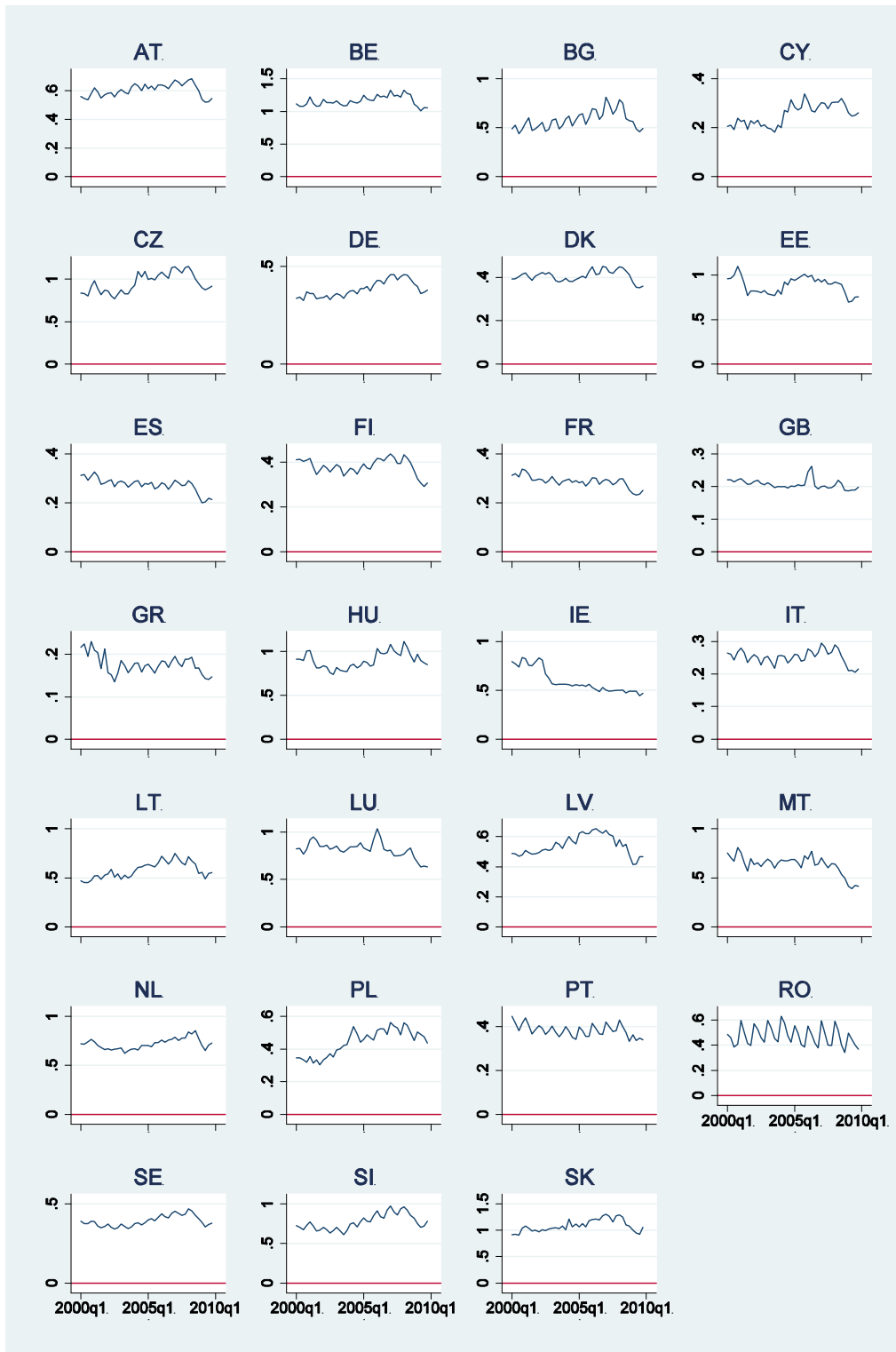
## Appendix B. Figures

**Figure B1: A measure of intra-EU fragmentation**



Source: Authors' calculations based on Eurostat data.

**Figure B2: Intra-EU openness.**



Source: Authors' calculations based on Eurostat data.

## Appendix C. Tables

**Table 1. Summary statistics**

Variable	num. obs.	mean	std. dev.	min.	max.
Performance	1080	3.703	5.332	0.011	25.789
RCA(trade)	1080	0.035	0.122	-0.369	0.854
Open	1080	0.561	0.278	0.136	1.324
RULC	1080	1.000	1.736	0.301	8.996

**Table 2. Estimation results**

<i>Long Run</i>	
$RCA(trade)_{t-1}$	1.26 *** (.28)
$Open_{t-1}$	2.76 *** (.36)
<i>Relative unit labour cost</i>	-1.48 *** (.16)
<i>Short Run</i>	
Speed of adjustment ( $\phi$ )	-.15 *** (.05)
$\Delta RCA(trade)_{t-1}$	.65 (.52)
$\Delta Open_{t-1}$	.56 (.61)
$\Delta RULC_{t-1}$	.40 (.73)
$\Delta Performance_{t-1}$	-.16 *** (.04)
Number of observations	27×40
Maximum log likelihood	1463.32
Country fixed effects	Yes
Quarterly dummies	Yes
Linear Trend	No

Note: standard-errors in parenthesis; \*\*\*: significant at 1%. Dependent variable is the export performance of country  $i$ . Quarterly data from 2000Q1 to 2009Q4.

**Table 3. Estimation results**

<i>Long Run</i>		
<i>RCA(trade)<sub>t-1</sub></i>	3.97	***
	(.82)	
<i>Open<sub>t-1</sub></i>	2.84	***
	(.69)	
<i>Relative unit labour cost</i>	3.45	***
	(.49)	
<i>Short Run</i>		
Speed of adjustment ( $\phi$ )	-.06	**
	(.02)	
$\Delta RCA(trade)_{t-1}$	-.40	
	(.30)	
$\Delta Open_{t-1}$	-.65	**
	(.22)	
$\Delta RULC_{t-1}$	.53	**
	(.26)	
$\Delta Performance_{t-1}$	-.24	***
	(.04)	
Number of observations	27×40	
Maximum log likelihood	3113.10	
Country fixed effects	Yes	
Quarterly dummies	Yes	
Linear Trend	No	

Note: standard-errors in parenthesis; \*\*\*: significant at 1%; \*\*: significant at 5%. Dependent variable is the export performance of country *i* relative to the world. Quarterly data from 2000Q1 to 2009Q4.

RECENTLY PUBLISHED “TEMI” (\*)

- N. 830 – *Structural reforms and macroeconomic performance in the euro area countries: a model-based assessment*, by Sandra Gomes, Pascal Jacquinot, Matthias Mohr and Massimiliano Pisani (October 2011).
- N. 831 – *Risk measures for autocorrelated hedge fund returns*, by Antonio Di Cesare, Philip A. Stork and Casper G. de Vries (October 2011).
- N. 832 – *Investment forecasting with business survey data*, by Leandro D’Aurizio and Stefano Iezzi (November 2011).
- N. 833 – *Electoral rules and voter turnout*, by Guglielmo Barone and Guido de Blasio (November 2011).
- N. 834 – *A method to estimate power parameter in Exponential Power Distribution via polynomial regression*, by Daniele Coin (November 2011).
- N. 835 – *Why are the 2000s so different from the 1970s? A structural interpretation of changes in the macroeconomic effects of oil prices in the US*, by Olivier Blanchard and Marianna Raggi (November 2011).
- N. 836 – *Bayesian analysis of coefficient instability in dynamic regressions*, by Emanuela Ciapanna and Marco Taboga (November 2011).
- N. 837 – *The effects of financial and real wealth on consumption: new evidence from OECD countries*, by Riccardo De Bonis and Andrea Silvestrini (November 2011).
- N. 838 – *Households’ savings in China*, by Riccardo Cristadoro and Daniela Marconi (November 2011).
- N. 839 – *The effects of fiscal shocks with debt-stabilizing budgetary policies in Italy*, by Francesco Caprioli and Sandro Momigliano (November 2011).
- N. 840 – *Ranking, risk-taking and effort: an analysis of the ECB’s foreign reserves management*, by Antonio Scalia and Benjamin Sahel (January 2012).
- N. 841 – *Real term structure and inflation compensation in the euro area*, by Marcello Pericoli (January 2012).
- N. 842 – *Expected inflation and inflation risk premium in the euro area and in the United States*, by Marcello Pericoli (January 2012).
- N. 843 – *Wealth effects in emerging economies*, by Alessio Ciarlone (January 2012).
- N. 844 – *How sticky are local expenditures in Italy? Assessing the relevance of the “flypaper effect” through municipal data*, by Elena Gennari and Giovanna Messina (January 2012).
- N. 845 – *Do wealth fluctuations generate time-varying risk aversion? Italian micro-evidence on household asset allocation*, by Giuseppe Cappelletti (January 2012).
- N. 846 – *Welcome to the machine: firms’ reaction to low-skilled immigration*, by Antonio Accetturo, Matteo Bugamelli and Andrea Lamorgese (January 2012).
- N. 847 – *Forecasting economic activity with higher frequency targeted predictors*, by Guido Bulligan, Massimiliano Marcellino and Fabrizio Venditti (January 2012).
- N. 848 – *Bank balance sheets and the transmission of financial shocks to borrowers: evidence from the 2007-2008 crisis*, by Emilia Bonaccorsi di Patti and Enrico Sette (January 2012).
- N. 849 – *The role of financial investments in agricultural commodity derivatives markets*, by Alessandro Borin and Virginia Di Nino (January 2012).
- N. 850 – *Mapping local productivity advantages in Italy: industrial districts, cities or both?*, by Valter Di Giacinto, Matteo Gomellini, Giacinto Micucci and Marcello Pagnini (January 2012).

---

(\*) Requests for copies should be sent to:  
 Banca d’Italia – Servizio Studi di struttura economica e finanziaria – Divisione Biblioteca e Archivio storico – Via Nazionale, 91 – 00184 Rome – (fax 0039 06 47922059). They are available on the Internet [www.bancaditalia.it](http://www.bancaditalia.it).



2009

- F. PANETTA, F. SCHIVARDI and M. SHUM, *Do mergers improve information? Evidence from the loan market*, Journal of Money, Credit, and Banking, v. 41, 4, pp. 673-709, **TD No. 521 (October 2004)**.
- M. BUGAMELLI and F. PATERNÒ, *Do workers' remittances reduce the probability of current account reversals?*, World Development, v. 37, 12, pp. 1821-1838, **TD No. 573 (January 2006)**.
- P. PAGANO and M. PISANI, *Risk-adjusted forecasts of oil prices*, The B.E. Journal of Macroeconomics, v. 9, 1, Article 24, **TD No. 585 (March 2006)**.
- M. PERICOLI and M. SBRACIA, *The CAPM and the risk appetite index: theoretical differences, empirical similarities, and implementation problems*, International Finance, v. 12, 2, pp. 123-150, **TD No. 586 (March 2006)**.
- R. BRONZINI and P. PISELLI, *Determinants of long-run regional productivity with geographical spillovers: the role of R&D, human capital and public infrastructure*, Regional Science and Urban Economics, v. 39, 2, pp.187-199, **TD No. 597 (September 2006)**.
- U. ALBERTAZZI and L. GAMBACORTA, *Bank profitability and the business cycle*, Journal of Financial Stability, v. 5, 4, pp. 393-409, **TD No. 601 (September 2006)**.
- F. BALASSONE, D. FRANCO and S. ZOTTERI, *The reliability of EMU fiscal indicators: risks and safeguards*, in M. Larch and J. Nogueira Martins (eds.), Fiscal Policy Making in the European Union: an Assessment of Current Practice and Challenges, London, Routledge, **TD No. 633 (June 2007)**.
- A. CIARLONE, P. PISELLI and G. TREBESCHI, *Emerging Markets' Spreads and Global Financial Conditions*, Journal of International Financial Markets, Institutions & Money, v. 19, 2, pp. 222-239, **TD No. 637 (June 2007)**.
- S. MAGRI, *The financing of small innovative firms: the Italian case*, Economics of Innovation and New Technology, v. 18, 2, pp. 181-204, **TD No. 640 (September 2007)**.
- V. DI GIACINTO and G. MICUCCI, *The producer service sector in Italy: long-term growth and its local determinants*, Spatial Economic Analysis, Vol. 4, No. 4, pp. 391-425, **TD No. 643 (September 2007)**.
- F. LORENZO, L. MONTEFORTE and L. SESSA, *The general equilibrium effects of fiscal policy: estimates for the euro area*, Journal of Public Economics, v. 93, 3-4, pp. 559-585, **TD No. 652 (November 2007)**.
- Y. ALTUNBAS, L. GAMBACORTA and D. MARQUÉS, *Securitisation and the bank lending channel*, European Economic Review, v. 53, 8, pp. 996-1009, **TD No. 653 (November 2007)**.
- R. GOLINELLI and S. MOMIGLIANO, *The Cyclical Reaction of Fiscal Policies in the Euro Area. A Critical Survey of Empirical Research*, Fiscal Studies, v. 30, 1, pp. 39-72, **TD No. 654 (January 2008)**.
- P. DEL GIOVANE, S. FABIANI and R. SABBATINI, *What's behind "Inflation Perceptions"? A survey-based analysis of Italian consumers*, Giornale degli Economisti e Annali di Economia, v. 68, 1, pp. 25-52, **TD No. 655 (January 2008)**.
- F. MACCHERONI, M. MARINACCI, A. RUSTICHINI and M. TABOGA, *Portfolio selection with monotone mean-variance preferences*, Mathematical Finance, v. 19, 3, pp. 487-521, **TD No. 664 (April 2008)**.
- M. AFFINITO and M. PIAZZA, *What are borders made of? An analysis of barriers to European banking integration*, in P. Alessandrini, M. Fratianni and A. Zazzaro (eds.): The Changing Geography of Banking and Finance, Dordrecht Heidelberg London New York, Springer, **TD No. 666 (April 2008)**.
- A. BRANDOLINI, *On applying synthetic indices of multidimensional well-being: health and income inequalities in France, Germany, Italy, and the United Kingdom*, in R. Gotoh and P. Dumouchel (eds.), Against Injustice. The New Economics of Amartya Sen, Cambridge, Cambridge University Press, **TD No. 668 (April 2008)**.
- G. FERRERO and A. NOBILI, *Futures contract rates as monetary policy forecasts*, International Journal of Central Banking, v. 5, 2, pp. 109-145, **TD No. 681 (June 2008)**.
- P. CASADIO, M. LO CONTE and A. NERI, *Balancing work and family in Italy: the new mothers' employment decisions around childbearing*, in T. Addabbo and G. Solinas (eds.), Non-Standard Employment and Quality of Work, Physica-Verlag. A Springer Company, **TD No. 684 (August 2008)**.
- L. ARCIERO, C. BIANCOTTI, L. D'AURIZIO and C. IMPENNA, *Exploring agent-based methods for the analysis of payment systems: A crisis model for StarLogo TNG*, Journal of Artificial Societies and Social Simulation, v. 12, 1, **TD No. 686 (August 2008)**.
- A. CALZA and A. ZAGHINI, *Nonlinearities in the dynamics of the euro area demand for M1*, Macroeconomic Dynamics, v. 13, 1, pp. 1-19, **TD No. 690 (September 2008)**.
- L. FRANCESCO and A. SECCHI, *Technological change and the households' demand for currency*, Journal of Monetary Economics, v. 56, 2, pp. 222-230, **TD No. 697 (December 2008)**.

- G. ASCARI and T. ROPELE, *Trend inflation, taylor principle, and indeterminacy*, Journal of Money, Credit and Banking, v. 41, 8, pp. 1557-1584, **TD No. 708 (May 2007)**.
- S. COLAROSSO and A. ZAGHINI, *Gradualism, transparency and the improved operational framework: a look at overnight volatility transmission*, International Finance, v. 12, 2, pp. 151-170, **TD No. 710 (May 2009)**.
- M. BUGAMELLI, F. SCHIVARDI and R. ZIZZA, *The euro and firm restructuring*, in A. Alesina e F. Giavazzi (eds): Europe and the Euro, Chicago, University of Chicago Press, **TD No. 716 (June 2009)**.
- B. HALL, F. LOTTI and J. MAIRESSE, *Innovation and productivity in SMEs: empirical evidence for Italy*, Small Business Economics, v. 33, 1, pp. 13-33, **TD No. 718 (June 2009)**.

2010

- A. PRATI and M. SBRACIA, *Uncertainty and currency crises: evidence from survey data*, Journal of Monetary Economics, v. 57, 6, pp. 668-681, **TD No. 446 (July 2002)**.
- L. MONTEFORTE and S. SIVIERO, *The Economic Consequences of Euro Area Modelling Shortcuts*, Applied Economics, v. 42, 19-21, pp. 2399-2415, **TD No. 458 (December 2002)**.
- S. MAGRI, *Debt maturity choice of nonpublic Italian firms*, Journal of Money, Credit, and Banking, v.42, 2-3, pp. 443-463, **TD No. 574 (January 2006)**.
- G. DE BLASIO and G. NUZZO, *Historical traditions of civicness and local economic development*, Journal of Regional Science, v. 50, 4, pp. 833-857, **TD No. 591 (May 2006)**.
- E. IOSSA and G. PALUMBO, *Over-optimism and lender liability in the consumer credit market*, Oxford Economic Papers, v. 62, 2, pp. 374-394, **TD No. 598 (September 2006)**.
- S. NERI and A. NOBILI, *The transmission of US monetary policy to the euro area*, International Finance, v. 13, 1, pp. 55-78, **TD No. 606 (December 2006)**.
- F. ALTISSIMO, R. CRISTADORO, M. FORNI, M. LIPPI and G. VERONESE, *New Eurocoin: Tracking Economic Growth in Real Time*, Review of Economics and Statistics, v. 92, 4, pp. 1024-1034, **TD No. 631 (June 2007)**.
- U. ALBERTAZZI and L. GAMBACORTA, *Bank profitability and taxation*, Journal of Banking and Finance, v. 34, 11, pp. 2801-2810, **TD No. 649 (November 2007)**.
- M. IACOVIELLO and S. NERI, *Housing market spillovers: evidence from an estimated DSGE model*, American Economic Journal: Macroeconomics, v. 2, 2, pp. 125-164, **TD No. 659 (January 2008)**.
- F. BALASSONE, F. MAURA and S. ZOTTERI, *Cyclical asymmetry in fiscal variables in the EU*, Empirica, **TD No. 671**, v. 37, 4, pp. 381-402 (**June 2008**).
- F. D'AMURI, O. GIANMARCO I.P. and P. GIOVANNI, *The labor market impact of immigration on the western german labor market in the 1990s*, European Economic Review, v. 54, 4, pp. 550-570, **TD No. 687 (August 2008)**.
- A. ACCETTURO, *Agglomeration and growth: the effects of commuting costs*, Papers in Regional Science, v. 89, 1, pp. 173-190, **TD No. 688 (September 2008)**.
- S. NOBILI and G. PALAZZO, *Explaining and forecasting bond risk premiums*, Financial Analysts Journal, v. 66, 4, pp. 67-82, **TD No. 689 (September 2008)**.
- A. B. ATKINSON and A. BRANDOLINI, *On analysing the world distribution of income*, World Bank Economic Review, v. 24, 1, pp. 1-37, **TD No. 701 (January 2009)**.
- R. CAPPARIELLO and R. ZIZZA, *Dropping the Books and Working Off the Books*, Labour, v. 24, 2, pp. 139-162, **TD No. 702 (January 2009)**.
- C. NICOLETTI and C. RONDINELLI, *The (mis)specification of discrete duration models with unobserved heterogeneity: a Monte Carlo study*, Journal of Econometrics, v. 159, 1, pp. 1-13, **TD No. 705 (March 2009)**.
- L. FORNI, A. GERALI and M. PISANI, *Macroeconomic effects of greater competition in the service sector: the case of Italy*, Macroeconomic Dynamics, v. 14, 5, pp. 677-708, **TD No. 706 (March 2009)**.
- V. DI GIACINTO, G. MICUCCI and P. MONTANARO, *Dynamic macroeconomic effects of public capital: evidence from regional Italian data*, Giornale degli economisti e annali di economia, v. 69, 1, pp. 29-66, **TD No. 733 (November 2009)**.
- F. COLUMBA, L. GAMBACORTA and P. E. MISTRULLI, *Mutual Guarantee institutions and small business finance*, Journal of Financial Stability, v. 6, 1, pp. 45-54, **TD No. 735 (November 2009)**.
- A. GERALI, S. NERI, L. SESSA and F. M. SIGNORETTI, *Credit and banking in a DSGE model of the Euro Area*, Journal of Money, Credit and Banking, v. 42, 6, pp. 107-141, **TD No. 740 (January 2010)**.
- M. AFFINITO and E. TAGLIAFERRI, *Why do (or did?) banks securitize their loans? Evidence from Italy*, Journal

- of Financial Stability, v. 6, 4, pp. 189-202, **TD No. 741 (January 2010)**.
- S. FEDERICO, *Outsourcing versus integration at home or abroad and firm heterogeneity*, Empirica, v. 37, 1, pp. 47-63, **TD No. 742 (February 2010)**.
- V. DI GIACINTO, *On vector autoregressive modeling in space and time*, Journal of Geographical Systems, v. 12, 2, pp. 125-154, **TD No. 746 (February 2010)**.
- L. FORNI, A. GERALI and M. PISANI, *The macroeconomics of fiscal consolidations in euro area countries*, Journal of Economic Dynamics and Control, v. 34, 9, pp. 1791-1812, **TD No. 747 (March 2010)**.
- S. MOCETTI and C. PORELLO, *How does immigration affect native internal mobility? new evidence from Italy*, Regional Science and Urban Economics, v. 40, 6, pp. 427-439, **TD No. 748 (March 2010)**.
- A. DI CESARE and G. GUAZZAROTTI, *An analysis of the determinants of credit default swap spread changes before and during the subprime financial turmoil*, Journal of Current Issues in Finance, Business and Economics, v. 3, 4, pp., **TD No. 749 (March 2010)**.
- P. CIPOLLONE, P. MONTANARO and P. SESTITO, *Value-added measures in Italian high schools: problems and findings*, Giornale degli economisti e annali di economia, v. 69, 2, pp. 81-114, **TD No. 754 (March 2010)**.
- A. BRANDOLINI, S. MAGRI and T. M. SMEEDING, *Asset-based measurement of poverty*, Journal of Policy Analysis and Management, v. 29, 2, pp. 267-284, **TD No. 755 (March 2010)**.
- G. CAPPELLETTI, *A Note on rationalizability and restrictions on beliefs*, The B.E. Journal of Theoretical Economics, v. 10, 1, pp. 1-11, **TD No. 757 (April 2010)**.
- S. DI ADDARIO and D. VURI, *Entrepreneurship and market size. the case of young college graduates in Italy*, Labour Economics, v. 17, 5, pp. 848-858, **TD No. 775 (September 2010)**.
- A. CALZA and A. ZAGHINI, *Sectoral money demand and the great disinflation in the US*, Journal of Money, Credit, and Banking, v. 42, 8, pp. 1663-1678, **TD No. 785 (January 2011)**.

2011

- S. DI ADDARIO, *Job search in thick markets*, Journal of Urban Economics, v. 69, 3, pp. 303-318, **TD No. 605 (December 2006)**.
- F. SCHIVARDI and E. VIVIANO, *Entry barriers in retail trade*, Economic Journal, v. 121, 551, pp. 145-170, **TD No. 616 (February 2007)**.
- G. FERRERO, A. NOBILI and P. PASSIGLIA, *Assessing excess liquidity in the Euro Area: the role of sectoral distribution of money*, Applied Economics, v. 43, 23, pp. 3213-3230, **TD No. 627 (April 2007)**.
- P. E. MISTRULLI, *Assessing financial contagion in the interbank market: maximum entropy versus observed interbank lending patterns*, Journal of Banking & Finance, v. 35, 5, pp. 1114-1127, **TD No. 641 (September 2007)**.
- E. CIAPANNA, *Directed matching with endogenous markov probability: clients or competitors?*, The RAND Journal of Economics, v. 42, 1, pp. 92-120, **TD No. 665 (April 2008)**.
- M. BUGAMELLI and F. PATERNÒ, *Output growth volatility and remittances*, Economica, v. 78, 311, pp. 480-500, **TD No. 673 (June 2008)**.
- V. DI GIACINTO e M. PAGNINI, *Local and global agglomeration patterns: two econometrics-based indicators*, Regional Science and Urban Economics, v. 41, 3, pp. 266-280, **TD No. 674 (June 2008)**.
- G. BARONE and F. CINGANO, *Service regulation and growth: evidence from OECD countries*, Economic Journal, v. 121, 555, pp. 931-957, **TD No. 675 (June 2008)**.
- R. GIORDANO and P. TOMMASINO, *What determines debt intolerance? The role of political and monetary institutions*, European Journal of Political Economy, v. 27, 3, pp. 471-484, **TD No. 700 (January 2009)**.
- P. ANGELINI, A. NOBILI e C. PICILLO, *The interbank market after August 2007: What has changed, and why?*, Journal of Money, Credit and Banking, v. 43, 5, pp. 923-958, **TD No. 731 (October 2009)**.
- L. FORNI, A. GERALI and M. PISANI, *The Macroeconomics of Fiscal Consolidation in a Monetary Union: the Case of Italy*, in Luigi Paganetto (ed.), Recovery after the crisis. Perspectives and policies, VDM Verlag Dr. Muller, **TD No. 747 (March 2010)**.
- A. DI CESARE and G. GUAZZAROTTI, *An analysis of the determinants of credit default swap changes before and during the subprime financial turmoil*, in Barbara L. Campos and Janet P. Wilkins (eds.), The Financial Crisis: Issues in Business, Finance and Global Economics, New York, Nova Science Publishers, Inc., **TD No. 749 (March 2010)**.
- A. LEVY and A. ZAGHINI, *The pricing of government guaranteed bank bonds*, Banks and Bank Systems, v. 6, 3, pp. 16-24, **TD No. 753 (March 2010)**.

- G. GRANDE and I. VISCO, *A public guarantee of a minimum return to defined contribution pension scheme members*, *The Journal of Risk*, v. 13, 3, pp. 3-43, **TD No. 762 (June 2010)**.
- P. DEL GIOVANE, G. ERAMO and A. NOBILI, *Disentangling demand and supply in credit developments: a survey-based analysis for Italy*, *Journal of Banking and Finance*, v. 35, 10, pp. 2719-2732, **TD No. 764 (June 2010)**.
- G. BARONE and S. MOCETTI, *With a little help from abroad: the effect of low-skilled immigration on the female labour supply*, *Labour Economics*, v. 18, 5, pp. 664-675, **TD No. 766 (July 2010)**.
- A. FELETTIGH and S. FEDERICO, *Measuring the price elasticity of import demand in the destination markets of italian exports*, *Economia e Politica Industriale*, v. 38, 1, pp. 127-162, **TD No. 776 (October 2010)**.
- S. MAGRI and R. PICO, *The rise of risk-based pricing of mortgage interest rates in Italy*, *Journal of Banking and Finance*, v. 35, 5, pp. 1277-1290, **TD No. 778 (October 2010)**.
- M. TABOGA, *Under/over-valuation of the stock market and cyclically adjusted earnings*, *International Finance*, v. 14, 1, pp. 135-164, **TD No. 780 (December 2010)**.
- S. NERI, *Housing, consumption and monetary policy: how different are the U.S. and the Euro area?*, *Journal of Banking and Finance*, v.35, 11, pp. 3019-3041, **TD No. 807 (April 2011)**.
- V. CUCINIELLO, *The welfare effect of foreign monetary conservatism with non-atomistic wage setters*, *Journal of Money, Credit and Banking*, v. 43, 8, pp. 1719-1734, **TD No. 810 (June 2011)**.
- A. CALZA and A. ZAGHINI, *welfare costs of inflation and the circulation of US currency abroad*, *The B.E. Journal of Macroeconomics*, v. 11, 1, Art. 12, **TD No. 812 (June 2011)**.
- I. FAIELLA, *La spesa energetica delle famiglie italiane*, *Energia*, v. 32, 4, pp. 40-46, **TD No. 822 (September 2011)**.
- R. DE BONIS and A. SILVESTRINI, *The effects of financial and real wealth on consumption: new evidence from OECD countries*, *Applied Financial Economics*, v. 21, 5, pp. 409-425, **TD No. 837 (November 2011)**.

2012

- A. ACCETTURO and G. DE BLASIO, *Policies for local development: an evaluation of Italy's "Patti Territoriali"*, *Regional Science and Urban Economics*, v. 42, 1-2, pp. 15-26, **TD No. 789 (January 2006)**.

#### FORTHCOMING

- M. BUGAMELLI and A. ROSOLIA, *Produttività e concorrenza estera*, *Rivista di politica economica*, **TD No. 578 (February 2006)**.
- F. CINGANO and A. ROSOLIA, *People I know: job search and social networks*, *Journal of Labor Economics*, **TD No. 600 (September 2006)**.
- S. MOCETTI, *Educational choices and the selection process before and after compulsory school*, *Education Economics*, **TD No. 691 (September 2008)**.
- P. SESTITO and E. VIVIANO, *Reservation wages: explaining some puzzling regional patterns*, *Labour*, **TD No. 696 (December 2008)**.
- P. PINOTTI, M. BIANCHI and P. BUONANNO, *Do immigrants cause crime?*, *Journal of the European Economic Association*, **TD No. 698 (December 2008)**.
- F. LIPPI and A. NOBILI, *Oil and the macroeconomy: a quantitative structural analysis*, *Journal of European Economic Association*, **TD No. 704 (March 2009)**.
- F. CINGANO and P. PINOTTI, *Politicians at work. The private returns and social costs of political connections*, *Journal of the European Economic Association*, **TD No. 709 (May 2009)**.
- Y. ALTUNBAS, L. GAMBACORTA, and D. MARQUÉS-IBÁÑEZ, *Bank risk and monetary policy*, *Journal of Financial Stability*, **TD No. 712 (May 2009)**.
- G. BARONE and S. MOCETTI, *Tax morale and public spending inefficiency*, *International Tax and Public Finance*, **TD No. 732 (November 2009)**.
- I. BUONO and G. LALANNE, *The effect of the Uruguay Round on the intensive and extensive margins of trade*, *Journal of International Economics*, **TD No. 835 (February 2011)**.
- G. BARONE, R. FELICI and M. PAGNINI, *Switching costs in local credit markets*, *International Journal of Industrial Organization*, **TD No. 760 (June 2010)**.

- E. COCOZZA and P. PISELLI, *Testing for east-west contagion in the European banking sector during the financial crisis*, in R. Matoušek; D. Stavárek (eds.), *Financial Integration in the European Union*, Taylor & Francis, **TD No. 790 (February 2011)**.
- S. NERI and T. ROPELE, *Imperfect information, real-time data and monetary policy in the Euro area*, *The Economic Journal*, **TD No. 802 (March 2011)**.
- M. AFFINITO, *Do interbank customer relationships exist? And how did they function in the crisis? Learning from Italy*, *Journal of Banking and Finance*, **TD No. 826 (October 2011)**.
- O. BLANCHARD and M. RIGGI, *Why are the 2000s so different from the 1970s? A structural interpretation of changes in the macroeconomic effects of oil prices*, *Journal of the European Economic Association*, **TD No. 835 (November 2011)**.
- R. CRISTADORO and D. MARCONI, *Households Savings in China*, *Chinese Economic and Business Studies*, **TD No. 838 (November 2011)**.