



BANCA D'ITALIA  
EUROSISTEMA

## Temi di Discussione

---

(Working Papers)

Welfare costs of inflation  
and the circulation of US currency abroad

by Alessandro Calza and Andrea Zaghini

June 2011

Number

812





BANCA D'ITALIA  
EUROSISTEMA

# Temi di discussione

(Working papers)

Welfare costs of inflation  
and the circulation of US currency abroad

by Alessandro Calza and Andrea Zaghini

Number 812 - June 2011

*The purpose of the Temi di discussione series is to promote the circulation of working papers prepared within the Bank of Italy or presented in Bank seminars by outside economists with the aim of stimulating comments and suggestions.*

*The views expressed in the articles are those of the authors and do not involve the responsibility of the Bank.*

*Editorial Board:* MARCELLO PERICOLI, SILVIA MAGRI, LUISA CARPINELLI, EMANUELA CIAPANNA, DANIELA MARCONI, ANDREA NERI, MARZIA ROMANELLI, CONCETTA RONDINELLI, TIZIANO ROPELE, ANDREA SILVESTRINI.

*Editorial Assistants:* ROBERTO MARANO, NICOLETTA OLIVANTI.

# WELFARE COSTS OF INFLATION AND THE CIRCULATION OF US CURRENCY ABROAD

by Alessandro Calza\* and Andrea Zaghini\*\*

## Abstract

Empirical studies of the shoe-leather costs of inflation are typically computed using M1 as a measure of money. Yet, official data on M1 includes all currency issued, regardless of the country of residence of the holder. Using adjusted monetary data, we show that the failure to control for currency held by non residents may lead to significantly overestimating the welfare costs for the domestic economy. In particular, our estimates of shoe-leather costs are minimized for a positive but moderate value of the inflation rate, thereby justifying a deviation from the Friedman rule in favour of the Fed's current policy.

**JEL Classification:** E31, E41, E52.

**Keywords:** welfare cost of inflation, flow of funds data, US currency abroad.

## Contents

1. Introduction.....	5
2. Money demand and welfare.....	8
3. Data issues .....	10
4. Empirical estimates.....	16
5. Adjusted welfare costs.....	19
6. Concluding remarks.....	25
References .....	27

---

\* European Central Bank, Kaiserstrasse 29, 60311 Frankfurt am Main, Germany. Tel.: +49-69-1344 6356, fax: +49-69-1344 7183. E-mail: alessandro.calza@ecb.europa.eu.

\*\* Banca d'Italia, Servizio Studi di Congiuntura e Politica Monetaria – Via Nazionale 91, 00184 Roma. Tel +39-06-47922994; Fax +39-06-47923720; E-mail: andrea.zaghini@bancaditalia.it



# 1 Introduction

More than fifty years after the publication of Bailey (1956), the quest for the correct measurement of the welfare costs of “inflationary finance” continues. Bailey’s study focused on the distortions to money demand that arise when agents inefficiently manage their monetary holdings for transaction purposes because of inflation.<sup>1</sup> He argued that inflation acts as a tax on real monetary balances and that it implies welfare costs (the so-called “shoe-leather costs”) that are analogous to those of any ordinary excise tax on goods or services. Working along the same tradition, Friedman (1969) devised the famous “Friedman rule” prescribing that the optimal quantity of money is given by the level of money demand in correspondence to a zero nominal interest rate.

Earlier studies using Bailey’s methodology to quantify the “shoe-leather costs” for the US have produced a relatively broad range of estimates. For instance, an early study by Fischer (1981) estimates the cost of a 10% inflation rate at around 0.3% of US GNP per year. An extensive literature review by Gillman (1995) reports significantly larger estimates for the same inflation rate and concludes that a “conservative” range of estimates lies between 0.85% and 3% of US annual income. Over the past decade, there has been renewed interest in measuring the welfare costs of inflation under the moderate, but still positive inflation rates currently targeted by most central banks. An influential study by Lucas (2000) using annual data covering most of the twentieth century argues that the welfare gains from reducing the an-

---

<sup>1</sup>A substantial body of literature has shown that additional sources of inflation-related economic and social costs arise from the inefficient allocation of resources due to increased uncertainty and distortions to relative prices, high risk premia, the interaction between inflation and the tax code, inefficient distraction of resources from production of goods to financial activities, lower capital accumulation and arbitrary redistribution of wealth (see for instance Driffill et al., 1990, and Fischer, 1995).

nual inflation rate from ten percent to zero percent could be as significant as about 1% of annual GNP in perpetuity. A recent paper by Ireland (2009), focusing on post-1980 data, estimates the welfare gains from reducing inflation by ten percentage points at a much lower value (just around 0.25% of annual GDP) and finds that in the current monetary regime eliminating inflation altogether would yield limited benefits at the margin. Evidence from micro household data also lends support to the view that shoe-leather costs are small at low nominal interest rates (Mulligan and Sala-i-Martin, 2000).

Most empirical studies (including Lucas, 2000 and Ireland, 2009) use the monetary aggregate M1 (the aggregation of currency and checkable deposits) as a measure of money. Indeed, M1 represents a close empirical counterpart of the notional monetary balances featuring in the theoretical models of the demand for transaction balances. However, because the official M1 data includes all currency circulating outside banks regardless of the country of residence of the holder, it is affected by non-negligible measurement errors (see Prescott, 1996). This distortion may not have been particularly important over most of the century-long sample examined by Lucas (2000). However, official estimates from the US authorities show that starting from the mid-1980s the share of currency abroad has significantly risen and currently accounts for more than half of total currency in circulation (see US Treasury Department et al., 2006).

The fact that a sizable part of U.S. currency is held abroad can have important implications for the welfare costs of inflation and for the desirability of eliminating inflation altogether for two reasons. First, failure to control for the US dollars circulating abroad may lead to overestimating the demand for currency by the domestic agents and, as a result, the shoe-leather costs that agents must bear because of inflation.<sup>2</sup> Second, as noted by Schmitt-Grohé

---

<sup>2</sup>A more practical concern is that, because of potential differences in the behaviour of US currency demand from home and foreign residents, the existence of large currency holdings abroad may lead to misspecification of the money demand equations that are required for the application of Bailey's approach (see e.g. Sprenkle, 1993).



and Uribe (2009), in an economy characterized by strong foreign demand for its domestic currency, the inflation tax is to a large extent borne by foreign rather than domestic residents, which implies transfers of real resources from abroad.

Thus, the benefits in terms of minor “shoe-leather costs” for domestic agents from reducing inflation must be weighed against the welfare losses associated with the lower transfer of foreign resources and the real appreciation of the foreign claims (implied by the currency holdings abroad). Schmitt-Grohé and Uribe (2009) conclude that, under standard parameter calibrations and assuming that half of the US currency circulates abroad, the optimal policy involves deviations from the Friedman rule and the targeting of positive (not necessarily small) inflation rates.

The purpose of this paper is to present new evidence on the shoe-leather costs of inflation, using monetary data adjusted for the circulation of currency abroad. In order to facilitate comparisons, we closely follow the econometric approach by Ireland (2009) and use the same sample period (1980-2006). To preview our results, we find that adjusting the M1 holdings of domestic agents in order to exclude the holdings abroad leads to a significant reduction in the estimated welfare cost of a ten percent annual inflation rate: around 0.05% of GDP per year, compared to the values ranging between 0.22% and 0.23% reported by Ireland (2009), which were in turn fairly small compared to previous estimates. We also find that for inflation rates below 8%, the shoe-leather costs become even marginally negative as the transfer of real resources from abroad more than offsets the consumer surplus lost by domestic agents because of the inflation-related distortions to their money demand decisions. In particular, welfare costs are minimized at a nominal interest rate of around 5%, thereby justifying a deviation from the Friedman rule in favour of the Fed’s current policy of pursuing a small but positive inflation rate.

The paper is structured as follows. In Section 2 we briefly recall Bailey’s approach to the measurement of the welfare cost of inflation. In Section 3 we

deal with data issues. Section 4 presents the results of estimates of a double-log and a semi-log money demand function for adjusted US data. Section 5 evaluates the welfare gains from reducing inflation to zero and Section 6 draws some conclusions..

## 2 Money demand and welfare

Before presenting the empirical results, we briefly recall Bailey’s (1956) approach. As a first step, this approach requires the specification of an appropriate long-run money demand relationship. The two functional forms most commonly used are: (1) Meltzer’s (1963) log-log function, and (2) Cagan’s (1956) semi-log function. The log-log function is specified as:

$$\ln(m) = \ln(A) - \eta \ln(r) \tag{1}$$

where  $m$  is the ratio of nominal money  $M$  to nominal income  $Y$ ,  $r$  is the nominal interest rate,  $A > 0$  is a constant and  $\eta$  denotes the interest rate elasticity in absolute value. Similarly, the semi-log function is as follows:

$$\ln(m) = \ln(B) - \xi r \tag{2}$$

where  $B > 0$  is a constant and  $\xi$  denotes the absolute value of the interest rate semi-elasticity.

The behavior of the two functions significantly differs under very low levels of the interest rate. In particular, as the interest rate approaches zero, the demand function reaches a finite level under the semi-log specification, while it is asymptote to infinity under the log-log function. This difference in behavior at the zero level has implications for the calculation of the welfare gains from implementing a zero inflation policy or the Friedman rule.

Bailey’s measures of inflation-related welfare costs - the so-called “welfare triangles” - are obtained as integrals of the inverse money demand function

(i.e. expressed as a function of the nominal interest rate) on the interval  $[m(r), m(0)]$ . A positive value of the nominal interest rate as a result of expected inflation implies a positive opportunity cost of holding money and leads to the monetary balances of agents falling below their optimal level. Thus, the welfare triangle  $w(r)$  measures the consumer surplus lost by agents by inefficiently foregoing the services provided by money in facilitating exchanges because of inflation.

In Lucas's (2000) notation, the welfare triangle (net of seigniorage revenues) can be expressed as follows:

$$w(r) = \int_0^r m(x)dx - rm(r) \quad (3)$$

where  $m(x)$  denotes the money demand function. Since the money demand functions (1) and (2) are specified in terms of money to income ratios, the welfare costs represent the fraction of income that living in an economy where the steady state nominal interest rate is  $r$  (instead of zero) costs to the agents.<sup>3</sup>

The welfare triangle (3) is correctly specified only under the assumption that money is entirely held by domestic residents. However, in the presence of foreign demand for the domestic currency, the correct specification of the welfare triangle becomes:

$$w(r) = \int_0^r m^h(x)dx - rm(r) \quad (4)$$

where  $m^h$  is the demand function for domestic monetary holdings, while  $m$  refers to the total amount of money issued (i.e. also including the currency holdings abroad). Indeed, while domestic residents only incur utility losses to the extent that their own demand for monetary services is distorted by inflation, the government obtains seigniorage revenues from the entire amount

---

<sup>3</sup>Cysne (2009) shows that Lucas's (2000) interpretation of  $w(r)$  as the fraction of income foregone by agents because of a steady state non-zero nominal interest rate  $r$ , is consistent with Bailey's (1956) original definition.

of money that is issued, regardless of the country of residence of its holders.

It should be noted that the welfare triangles (3) and (4) are derived assuming that money is entirely non-remunerated. Therefore, they provide only an approximation of the “true” shoe-leather costs when some of the deposits included in money are (implicitly or explicitly) interest-rate bearing. Cysne and Turchick (2010) show that, under certain conditions, failure to account for interest-rate bearing deposits may induce some bias in the estimates of the shoe-leather costs.

### **3 Data issues**

Our empirical exercise is based on estimates of the demand for the monetary aggregate M1 adjusted for the circulation of U.S. currency abroad over the sample period 1980:01-2006:04.

Official data on M1 referring to end-of-period outstanding amounts are available at a quarterly frequency and on a seasonally adjusted basis from the Federal Reserve Bank of St. Louis Database (FRED). As mentioned earlier, these data include all currency circulating outside banks, regardless of the country of residence of the holder. Therefore, they tend to provide an upward-biased measure of the amount of currency held by domestic agents. In order to correct the data for this source of measurement error, we need an equally long time series of the estimated value of US dollars circulating abroad at a sufficiently high frequency.

A study by Porter and Judson (1996) reviews a number of methods that can be used to estimate the amount of currency circulating abroad. However, most of these methods can be used to generate reliable estimates only at the annual frequency (e.g. the seasonal methods) or at irregular points in time (e.g. monetary demographic model) or can not go as far back in time as our sample. One exception is the shipments-proxy method proposed by Feige (1994, 1997), which has been officially implemented by the Federal Reserve

Board in its Flow of Funds Accounts (Table L.204) to generate quarterly estimates of the amount of US currency held by the rest of the world.

The shipments-proxy method focuses on the net shipments abroad of USD 100 banknotes and is based on three core assumptions: (1) all (or almost all) of the US currency circulating outside the United States is held in the form of USD 100 banknotes; (2) the foreign demand for these banknotes is entirely met by the net shipments abroad from the cash offices of three Federal Reserve branches (New York City, Los Angeles and Miami); and (3) net shipments from these offices for local consumption are assumed to be small, so that their entire issuance of USD 100 banknotes are destined to foreign residents.<sup>4</sup> Thus, the amount of US dollars circulating abroad can be measured by the cumulated net shipments of USD 100 banknotes from these three cash offices.

As Figure 1 shows, according to the shipments proxy approach, the share of currency circulating abroad has tended to rise over the past few decades. In particular, it increased gradually over the 1960s and early 1970s and only at a slightly faster pace throughout the second half of the 1970s and most of the 1980s. However, the share of US currency abroad sharply rose between the late 1980s and the second half of the 1990s, mostly reflecting the collapse of the Soviet Union and the breakup of the Communist Bloc as well as episodes of macroeconomic instability in some large Latin American countries. It has since stabilized at just under 40% of the total stock of currency in circulation.

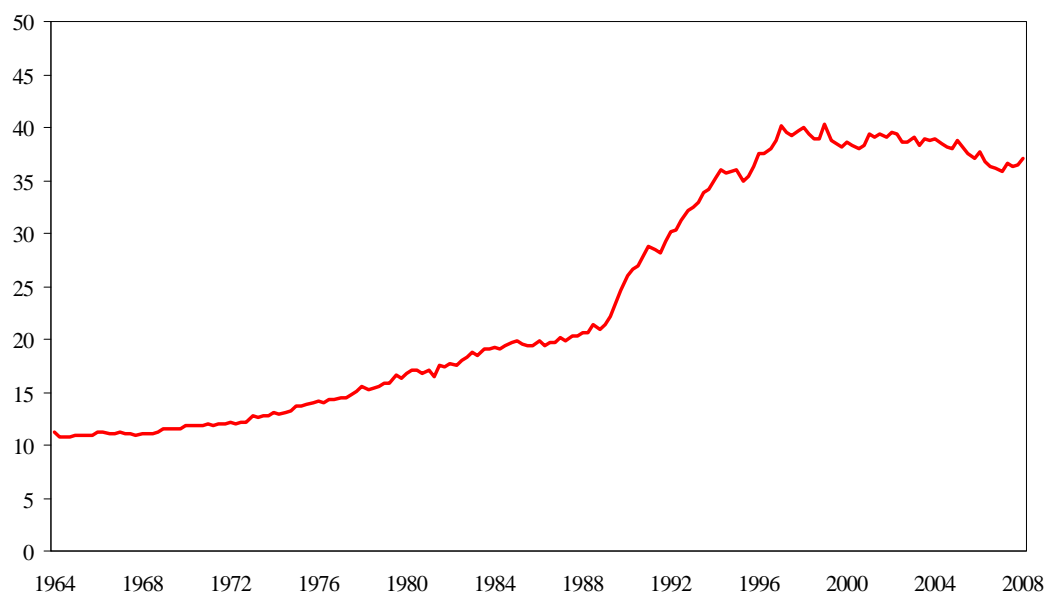
A study by the US Treasury Department, together with the Federal Reserve Board and the US Secret Service (see US Treasury Department et al., 2006) noted that in 2005 also significant shares of the USD 20 and USD 50 banknotes were held by foreign residents. This observation suggests that, by focusing only on the USD 100 banknotes, the shipments proxy approach may underestimate the use of US currency abroad. After updating the analy-

---

<sup>4</sup>Only net shipments from the Cash Office of the Federal Bank of New York were initially considered (see Porter and Judson, 1996). Over time, the data have been revised to include net outflows from the cash offices of the other two branches.

sis by Porter and Judson (1996), the study estimated that foreign residents accounted for about 60% of the total value of banknotes in circulation in 2005.

Since for the purpose of the empirical exercise we need time series at a sufficiently high frequency, we use the estimates of the US currency abroad obtained using the shipments proxy approach. Nevertheless, when assessing the results of the exercise, it must be borne in mind that this approach is likely to underestimate the value of US currency abroad.



Source: Federal Reserve Bank St. Louis

Figure 1. Estimated share of US currency circulating abroad (percentage)

When dealing with monetary data, it is also important to control for the effect on households' checkable deposits of the wide use of retail deposit

sweep programs. As noted by Anderson (2003), since January 1994 US banks use software programmes that “sweep” funds from demand deposits (that are subject to statutory reserve requirements) to money market deposit accounts (a type of savings accounts and, therefore, subject to a zero percent reserve ratio) at the end of each business day in order to economize on their statutory reserve requirements. The sweep movements performed by banks involve only re-classifications of the balances in their customers’ accounts rather than shifts in the demand for money from economic agents. Therefore, in order to understand the money demand behavior of US households, one needs to add the estimated amount of transaction deposits involved in the retail sweep programs to the holdings of checkable deposits reported in the official monetary statistics. In this paper we use the estimates of transaction deposits affected by the retail sweep programs by Cynamon et al. (2006),<sup>5</sup> used in previous empirical money demand studies (e.g. Dutkowsky and Cynamon, 2003; Ireland, 2009; Calza and Zaghini, 2010).

In addition, for the purpose of computing the money income ratio, the volume of transactions is measured by seasonally adjusted data on GDP sourced from the Bureau of Economic Analysis. Data on income and money are in billion dollars. The interest rate is the period average of the rate of return on the three-month Treasury bill, sourced from the Federal Reserve Board, and is expressed in percentage points.

As a final point, note that in his analysis of US data over the period 1900-1994, Lucas (2000) argues that the log-log functional form provides a superior description of the historical behavior of US money demand and a more precise calculation of the welfare costs of inflation, particularly at low interest rates. However, this claim is disputed by Ireland (2009), who argues that the superior performance of Lucas’s log-log function mainly reflects its ability to fit the data from some rather different and specific periods (the

---

<sup>5</sup>The data can be downloaded from a webpage dedicated to the issue of the effect of sweep programs maintained by these three authors (<http://www.sweepmeasures.com/data.html>).

post-WWII years, the peak of the Great Inflation and the “missing money” episode) that are less relevant to explain the behavior of money demand in the current monetary regime. In support of his hypothesis, Ireland (2009) provides econometric evidence showing that the post-1980 data are better described by a semi-log function.

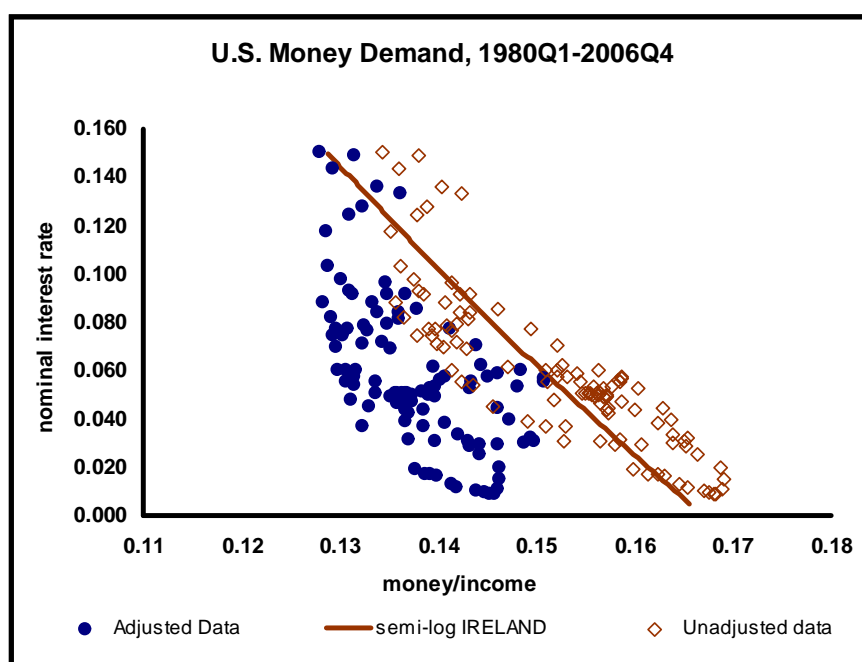


Figure 2 Adjusted and unadjusted US money demand

As mentioned earlier, these authors use M1 data unadjusted for currency abroad. However, the inclusion of foreign holdings of US dollars in the data can potentially lead to misspecifications of the money demand curve and affect the reliability of the estimated welfare measures. In order to investigate this issue, Figure 2 plots the ratio of money to GDP against the interest rate from 1980 to 2006, using both original M1 and M1 adjusted for currency



holdings abroad, together with fitted values from Ireland's (2009) preferred semi-log specification.

Ireland's (2009) estimated money demand curve describes fairly well the money/income ratios based on the unadjusted data over the entire horizon. However, neither its curvature nor its position allows it to accurately describe the same ratios when the monetary data are adjusted for currency abroad. Not surprisingly, as the interest rate reaches zero, the satiation point of money demand for the adjusted data is lower than the unadjusted observations.

Interestingly, Figure 2 seems to suggest that the money demand equation based on data adjusted for currency holdings abroad should be less interest-rate elastic than Ireland's (2009) estimated semi-log equation. This is not consistent with expectations by some authors that, because foreign residents hold US currency mostly as a store for value or as a parallel medium of exchange (particularly in countries with unstable currencies or underdeveloped financial systems), the developments in currency circulation abroad should not be necessarily related to changes in US macroeconomic variables. For instance, Sprenkle (1993) argues that the effect of foreign demand for currency on total transactions demand for money can be captured by a constant.

By contrast, some theoretical models (e.g. Obstfeld and Rogoff, 1996) predict that the use of foreign currency should be a function of inflation differentials between the country of issuance and the foreign country in which the currency is held. Based on these models, the demand for currency from abroad should be fairly interest rate sensitive and, therefore, the demand for monetary aggregates that include foreign holdings of currency may appear to be relatively elastic to interest rate movements. In particular, the significant increase in demand for US dollars from abroad over the past few decades may have been triggered by the shift to a regime of low and stable inflation rates in the US after the Great Inflation.

An alternative explanation of the finding of a reduced interest rate sen-

sitivity of adjusted money demand relates to possible compositional changes as a result of the adjustment for currency abroad. In fact, the exclusion of foreign currency increases the share of deposits in the adjusted monetary aggregate.<sup>6</sup> Consistent with most of the shoe-leather cost literature, we have assumed that money is entirely non-remunerated, though some checkable deposits are interest rate bearing (see Cysne and Turchick, 2010). To the extent that deposits are remunerated, the increase in the opportunity cost of holding them following a rise in inflation should be lower than for the currency holdings. Thus, the monetary aggregate also including the holdings of currency abroad (in which the share of deposits is lower) may appear relatively more sensitive to changes in nominal interest rates than the aggregate including only the currency held at home.

## 4 Empirical estimates

The computation of the welfare triangle (4) requires estimates of the equilibrium money demand function of domestic agents  $m^h(r)$ . In the previous section we showed that the equilibrium money demand equation estimated by Ireland (2009) cannot satisfactorily account for domestic monetary developments when data adjusted for US dollars abroad are used. Thus, in this section we present the results of the cointegration analysis based on the adjusted data.

Equilibrium money demand relationships are conventionally estimated in a cointegration analysis framework (see Sriram, 2001; Duca and van Hoose, 2004). As a preliminary step, the statistical properties of the variables are examined using standard unit root tests (augmented Dickey-Fuller and Phillips-Perron) as well as the KPSS stationarity test. The results - not reported for the sake of brevity - suggest that over the sample period considered all the relevant variables can be modelled as  $I(1)$  in levels.

---

<sup>6</sup>We are grateful to a referee for indicating this possible explanation.

**Table 1. Phillips-Ouliaris Cointegration Test**

(A) LOG-LOG MODEL					
$\ln(m^h) = k - \eta \ln(r)$					
$\hat{k}$	$\hat{\eta}$	$\hat{\rho}$	$q$	$Z_\rho$	$Z_t$
2.1066	0.041	0.9362	4	-13.9310	-2.6761
			5	-14.9251	-2.7673
			6	-15.7742	-2.8429
			7	-16.0992	-2.8713
			8	-16.0344	-2.8657
(A) SEMI-LOG MODEL					
$\ln(m^h) = k - \xi r$					
$\hat{k}$	$\hat{\xi}$	$\hat{\rho}$	$q$	$Z_\rho$	$Z_t$
-1.9342	0.8396	0.9197	4	-15.1024	-2.8583
			5	-16.2142	-2.9533
			6	-17.2789*	-3.0416
			7	-17.6670*	-3.0732*
			8	-17.6980*	-3.0757*

Note: \* denotes statistical significance at the 10% critical level. The panels show the estimated equations using OLS regressions; the slope coefficient  $\hat{\rho}$  from an OLS regression of the error term on its own lagged values, and the Phillips-Ouliaris statistic for  $\rho = 1$  corrected for autocorrelation in the residual with the Newey-West procedure for various values of the lag truncation parameter  $q$ . The 90% critical values are -17.0 for  $Z_\rho$ , -3.07 for  $Z_t$ .

In order to facilitate the comparison with Ireland's (2009) results, we also use the Phillips-Ouliaris (1990) residual-based cointegration tests. These tests are conducted by applying the Phillips-Perron  $Z_\rho$  and  $Z_t$  unit root tests to the residuals of the equilibrium equations (1) and (2), estimated using a standard OLS regression. Under the null hypothesis ( $\rho = 1$ ) the residuals contain a unit root and the equation fails to represent a cointegrating relationship. Table 1 presents the test statistics  $Z_\rho$  and  $Z_t$  under both the

log-log and the semi-log functional specifications. The covariance matrix is estimated using Newey and West’s heteroscedasticity and autocorrelation-consistent estimator for different values of the truncated lag  $q$  (which indicates the number of autocorrelation lags in the error term to be considered when estimating the covariance matrix).

The results of the tests provide evidence of cointegration at the 10% significance level for the semi-log specification for values of the truncated lag greater than 5 for  $Z_\rho$  and greater than 6 for  $Z_t$  (see Table 1). By contrast, the tests reject the null hypothesis of cointegration for the log-log specification, regardless of the number of residual autocorrelation lags considered.

Hence, we find that adjusting the monetary aggregate for foreign holdings of currency does not alter the evidence provided by Ireland (2009) against the log-log specification, but somewhat weakens his evidence in favour of the semi-log specification, specifically by rendering it more sensitive to the specification of the dynamics of the error term.

Based on the outcome of the cointegration analysis, in the rest of the paper we focus on the semi-log specification and estimate the equilibrium relationship between the ratio of money to GDP and the nominal interest rate using three alternative single-equation estimators: (1) the Engle and Yoo’s (1991) “three-step” approach to the Engle-Granger OLS estimator; (2) the Autoregressive Distributed Lag Modelling (ARDL) approach by Pesaran and Shin (1999); and (3) the dynamic OLS method by Saikkonen (1991).<sup>7</sup>

The estimated long-run interest rate coefficients are statistically significant at the conventional levels, regardless of the estimation procedure used. The signs and magnitude of the coefficients are in all cases consistent with the interpretation of the cointegrating vectors as equilibrium money demand relationships.

---

<sup>7</sup>The lags of the ARDL estimates as well as the lags and leads of the dynamic OLS estimates are selected using the Schwartz Information Criterion.

**Table 2. Estimated long-run interest rate coefficients**

	$\ln(m^h) = \ln(B) - \xi r$	
	$\hat{B}$	$\hat{\xi}$
EY(2)	0.1446	0.8468*** (0.15)
ARDL(2)	0.1449	0.8796* (0.46)
DOLS(4,4)	0.1413	0.4486** (0.22)

Note: Standard errors in parenthesis. \*, \*\*, \*\*\* denote statistical significance at the 10%, 5% and 1% critical levels, respectively.

EY denotes the Engle and Yoo's (1991) three-step

Engle and Granger procedure, ARDL the autoregressive

distributed lag model by Pesaran and Shin (1999),

and DOLS the dynamic OLS by Saikkonen (1991).

The number of lags (and leads for DOLS) in levels used

are specified next to the estimator. Newey-West standard

errors for ARDL and DOLS. B calibrated as in Lucas (2000)

to equal average value over sample period of  $me^{-\xi r}$ .

Regardless of the estimator considered, the estimated semi-elasticities are significantly lower than the values between 1.8 and 1.9 reported by Ireland (2009) using a sample period covering the same time span. This confirms the evidence in Figure 2 that the adjustment for foreign holdings of currency leads to a relatively lower interest rate sensitivity of money demand.

## 5 Adjusted welfare costs

The coefficients in Table 2 define the horizontal position and curvature of the money demand function adjusted for currency abroad  $m^h(r)$  and must be substituted in the first term of (4) to estimate the consumer surplus lost by US agents because of a non-zero nominal interest rate. However, in order

to compute the seigniorage revenues, we also need to substitute the value of the parameters of total money demand  $m(r)$  in the second term of (4). For this purpose, we rely on the results of Ireland (2009), who estimates a semi-log specification that accurately describes the long-term developments of total M1.

Figure 3 shows the shoe-leather costs net of total seigniorage revenues for different levels of the nominal interest rate obtained by combining: (a) the various estimates of  $m^h(r)$  reported in Table 2, with (b) a selected specification of  $m(r)$  from Ireland (2009).<sup>8</sup> A general observation is that the calculations are rather robust to the choice of estimator for  $m^h(r)$ . The results obtained using the Engle and Yoo procedure and the ARDL estimator are almost identical and only slightly different from those obtained using DOLS.

The shoe-leather costs are convex in the nominal interest rate and, interestingly, for values below  $r = 11\%$  the function lies below the x-axis. Assuming a steady-state real interest rate of 3% (a value broadly consistent with estimates of the natural interest rate by Laubach and Williams, 2003, over the sample period considered),  $r = 11\%$  is equivalent to an inflation rate of 8%. Thus, our estimates suggest that the shoe-leather costs associated with inflation rates below 8% are not only small, but actually slightly negative. The costs are minimized at -0.05% of annual GDP for  $r = 5\%$ , which implies a steady-state inflation rate of 2%.

This result is consistent with Schmitt-Grohé and Uribe's (2009) observation that, when the share of US dollars circulating abroad is very large, optimal policy may involve deviations from the Friedman rule and the targeting of positive inflation rates. Nevertheless, the estimates show that when expected inflation exceeds 8%, the shoe-leather costs turn positive and in-

---

<sup>8</sup>Ireland (2009) considers several lags for his estimate of the parameters. In this exercise, we use the values obtained using the DOLS(4,4) estimator ( $\hat{\xi} = 1.8261$ ,  $\hat{B} = 0.1689$ ). The estimates of the welfare costs are robust to the use of the different specifications reported by the author.

crease rather steeply.

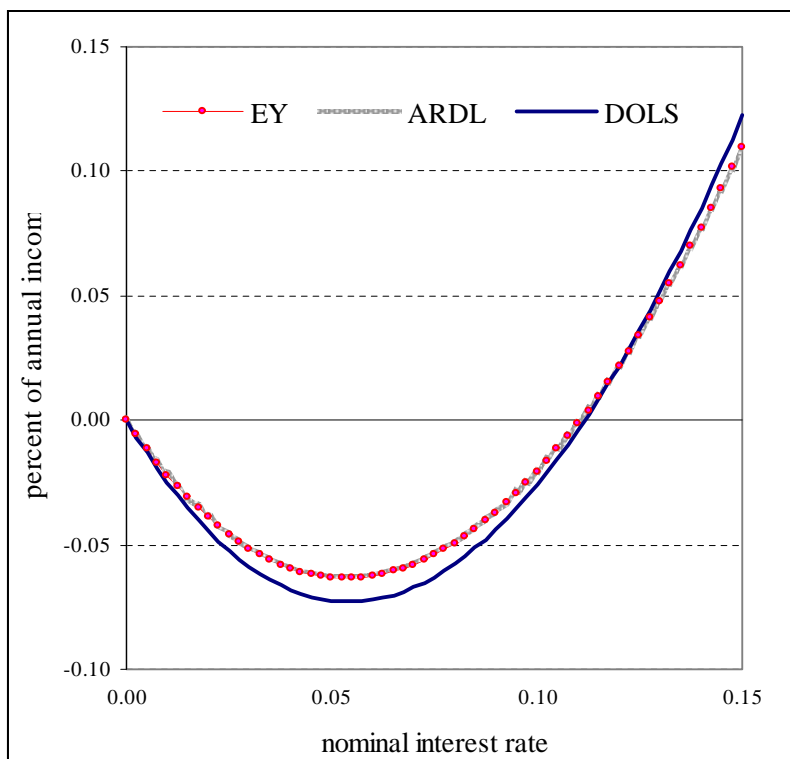


Figure 3. Shoe-leather costs for different estimates of  $m^h$

Negative values of the shoe-leather costs are not intuitive, but can be explained by the existence of substantial foreign demand for US dollars. In fact, in a closed economy and assuming that money provides utility-enhancing liquidity services, the shoe-leather costs are non-negative and increase with the steady-state inflation rate. However, in the presence of large demand for domestic currency from abroad, the shoe-leather costs can become negative if, for some levels of inflation, the disutility to domestic agents stemming from positive inflation is more than offset by the associated transfer of resources from abroad. In other words, the loss to domestic agents because of

the money demand distortions is more than compensated by the seigniorage revenues from foreign holders of US dollars.

In order to illustrate more in details the effect of the inflation tax on foreign holders of US currency, Figure 4 reproduces the welfare triangle function based on the DOLS estimates already shown in Figure 3 (labelled “baseline”), together with a function obtained under the counterfactual of no foreign demand for US dollars. In practice, we estimate this shoe-leather cost function by substituting  $m^h(r)$  for  $m(r)$  in the second term of (4). This is equivalent to treating the US as a closed economy and focusing only on the seigniorage revenues that the government extracts at home (instead of total seigniorage revenues) to compute the welfare costs of inflation. For comparison purposes, we also include the estimated welfare triangle function based on monetary data unadjusted for foreign holdings (computed using the elasticities in Ireland, 2009).

The difference between our baseline function (blue, solid) and that obtained under the counterfactual of zero foreign demand for US dollars (red, dashed) provides information on the magnitude of the inflation tax on foreign residents. As expected, under the counterfactual scenario, the shoe-leather costs are non-negative and, consistent with the Friedman rule, are minimized for  $r = 0$ . However, for relative high levels of the nominal interest rate, the functions under the baseline and counterfactual scenarios converge as the utility losses to domestic agents from rising inflation increasingly offset the transfer of real resources from abroad. The shoe-leather cost based on unadjusted data (grey, dotted) are higher, suggesting that failure to account for circulation of US dollars abroad leads to a non-negligible overestimation of the welfare costs of inflation arising from money demand distortions.



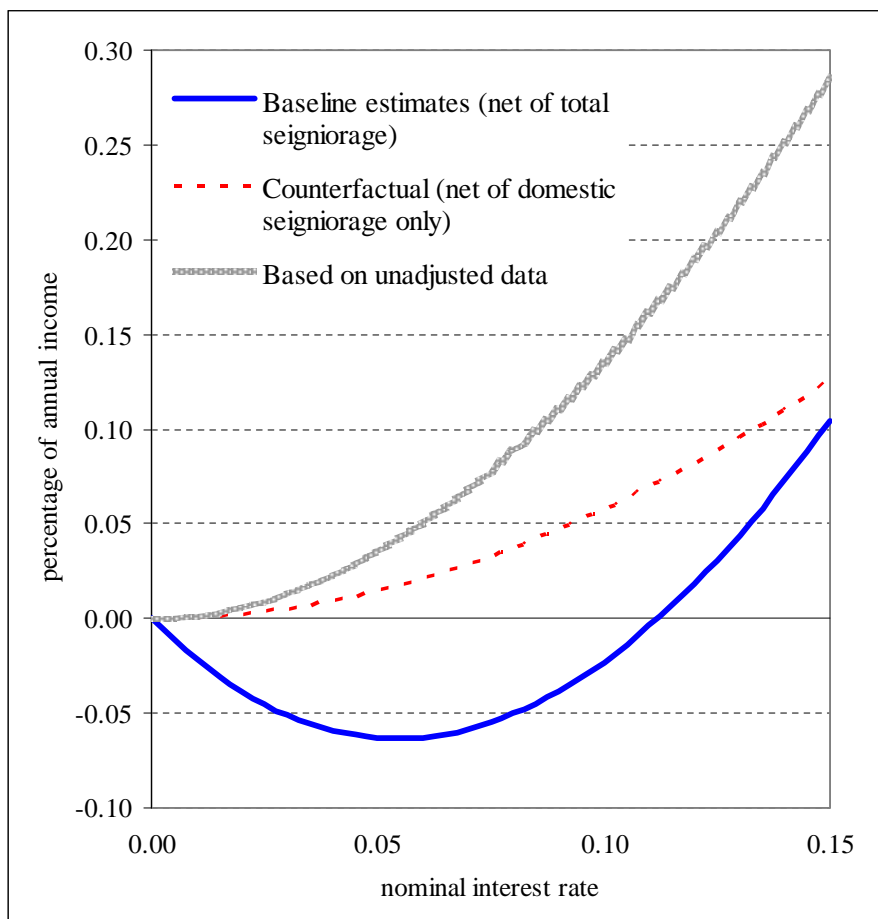


Figure 4. Shoe-leather costs using different data and assumptions for seigniorage revenues

How do our results compare with previous studies? Earlier studies typically report the cost of a steady-state 10% inflation rate and the welfare gains from shifting from that state to one in which prices are stable. Assuming a natural real rate of interest of 3%, the shoe-leather cost of steady-state

10% inflation rate is equivalent to that of  $r = 13\%$ . Based on the empirical analysis reported in Figures 3 and 4, we estimate it at about 0.05% of annual income per year.

In order to measure the welfare gains from moving from a 10% inflation rate in the steady-state to a policy of price stability, Table 3 reports the difference between the shoe-leather costs at  $r = 13\%$  and those at  $r = 3\%$  using our different estimates. According to these calculations, the welfare gains would be very limited, at around 0.1% of GDP in perpetuity regardless of the estimator employed. This figure is a fraction of the estimates reported in Gillman's (1995) survey (ranging between 0.85% and 3%) and in Lucas' (2000) study (1%), and is also significantly lower than the more moderate estimates by Fischer (1981) and Ireland (2009) (0.3% and around 0.20-0.22%, respectively).

In addition, the comparison between the welfare losses at  $r = 5\%$  and  $r = 3\%$  suggests that, as far as shoe-leather costs are concerned, there would be no gains (actually, a very small welfare loss) from implementing a zero inflation policy instead of the 2% inflation rate currently targeted by FMOE members (Federal Reserve Board, 2009).<sup>9</sup> This result is not surprising since, as Figure 3 shows, the shoe-leather costs are minimized for  $r = 5\%$ .

**Table 3. Welfare gains from inflation reduction**

	EY	ARDL	DOLS
$w(0.13) - w(0.03)$	0.102%	0.101%	0.114%
$w(0.05) - w(0.03)$	-0.012%	-0.012%	-0.014%

Note: Values expressed in percentage points of GDP.

Model specifications as in Table 2.

<sup>9</sup>Feldstein (1997) has argued that the welfare gains from moving to price stability can be substantial even at low inflation levels, when sources of welfare losses other than shoe-leather costs (notably, the interaction between inflation and the tax system) are considered.

The results of the exercise are almost unchanged when we re-run the estimates using a sample extended to include the latest data available (2009Q1). Extending the sample by more than two years may be potentially important since it implies that an additional episode of very low nominal interest rates (after that of 2002-2004) and of financial crisis can be included in the analysis.<sup>10</sup> In practice, including data from the most recent period of financial crisis does not affect the conclusions.

Overall, our results suggest that the fact that a significant share of US currency is held abroad has important implications for the computation of the shoe-leather costs of inflation for domestic citizens. After adjusting the M1 data for the estimated holdings of currency abroad, we obtain significantly lower estimates of the welfare costs of inflation than in previous studies, even though our calculations probably err on the high side because of two factors: (1) we use estimates of the holdings of US dollars abroad that are believed to underestimate the true amount of US currency abroad, and (2) we assume that the deposits included in M1 are entirely not remunerated, which may lead to overestimating the distortions to money demand caused by inflation.

## 6 Concluding remarks

Many studies have applied Bailey's (1956) methodology to estimate the shoe-leather costs of inflation in the US economy (i.e. the welfare costs that arise from inflation-related distortions to money demand). These studies typically use the monetary aggregate M1 as a measure of money. However, the data on M1 officially published by the Fed includes all currency in circulation regardless of the country of residence of the holder and, therefore, do not control for foreign holdings of dollars. Yet, foreign demand for US currency is substantial and, according to the US authorities, accounts for more than

---

<sup>10</sup>Note that although ending in 1994, also Lucas (2000) analysis could include an episode of very low interest rates. Indeed, over more than 10 years from 1934 to 1946 the nominal interest rate was on average below 1%.

half of total currency in circulation (US Treasury Department et al., 2006).

The fact that a significant share of the US currency is held abroad should have important implications for the computation of the welfare costs of inflation for two reasons. First, it implies that the inflation tax may be to a large extent borne by foreign rather than domestic residents. Secondly, failure to control for currency circulating abroad may lead to overestimating the distortions to money demand from domestic residents. Both factors are likely to translate into an overestimation of the shoe-leather costs borne by US residents.

This paper presents new estimates of the shoe-leather costs of inflation in the US using M1 data adjusted for the circulation of currency abroad over the sample period 1980-2006. The adjustment is performed using the estimated holdings of US dollars by the rest of the world provided by the Federal Reserve Board in its Flow of Fund Accounts. We find that the money demand is less sensitive to interest rate changes when the data are adjusted for US dollars abroad. While theoretical arguments and measurement issues may contribute to explaining it, this is clearly an area that requires further investigation before any firm conclusions can be drawn.

Using a semi-log money demand specification as in Ireland (2009), we estimate the welfare cost of a 10% annual inflation rate at just 0.05% of GDP per year in perpetuity and the welfare gains from moving from 10% inflation to price stability at about 0.1% of annual GDP. The latest figure is smaller than the value reported by Ireland (2009), which was in turn significantly below most previous estimates (such as Fischer, 1981, Gillman, 1995, and Lucas, 2000).

In addition, our results suggest that the shoe-leather costs are minimized (and become even marginally negative) for inflation rates close to the values currently targeted by the FOMC members, thereby justifying a deviation from the Friedman rule in favour of the Fed's present policy.

## References

- [1] Anderson, R.A. (2003), “Retail deposit sweep programs: Issues for measurement, modeling and analysis”, Federal Reserve Bank of St. Louis Working Paper 2003-026A.
- [2] Bailey, M. (1956), “The welfare cost of inflationary finance”, *Journal of Political Economy*, Vol. 64, pp. 93-110.
- [3] Cagan, P.(1956), “The Monetary Dynamics of Hyperinflation”, in M. Friedman (ed.) *Studies in the Quantity Theory of Money*, Chicago: Chicago University Press.
- [4] Calza, A. and A. Zaghini (2010), “Sectoral money demand and the Great Disinflation in the US”, *Journal of Money, Credit and Banking*, Vol. 42, Issue 8, pp. 1663-1678.
- [5] Cynamon B.Z., D.H. Dutkowsky and B.E Jones (2006), “Redefining the Monetary Aggregates: a Clean Sweep”, *Eastern Economic Journal*, Vol. 32, pp. 661-672.
- [6] Cysne, R.P (2009), “Bailey’s measure of the welfare costs of inflation as a general-equilibrium measure”, *Journal of Money, Credit and Banking*, Vol. 41, Issue 2, pp. 451-459.
- [7] Cysne, R.P and D. Turchick (2010), “Welfare costs of inflation when interest-bearing deposits are disregarded: A calculation of the bias”, *Journal of Economic Dynamics and Control*, Vol. 34, pp. 1015-1030.
- [8] Driffill, J., G.E. Mizon and A. Ulph (1990). “Costs of inflation”, Handbook of Monetary Economics, in: B. M. Friedman and F. H. Hahn (eds.), *Handbook of Monetary Economics*, edition 1, Volume 2, Chapter 19, North-Holland, pp. 1013-1066.

- [9] Duca, J.V. and D. vanHoose (2004), “Recent Developments in Understanding the Demand for Money”, *Journal of Economics and Business*, Vol. 56(4), pp. 247-272.
- [10] Dutkowsky, D.H. and B.Z. Cynamon (2003), “Sweep Programs: The Fall of M1 and Rebirth of the Medium of Exchange”, *Journal of Money, Credit, and Banking*, Vol. 35, Issue 2, pp. 263-279.
- [11] Engle R.F. and B.S. Yoo (1991). “Cointegrated economic time series: An overview with new results”, in: Engle R.F. and C.W.J. Granger (eds.), *Long-Run Economic Relationships*, Oxford University Press, pp. 237-266.
- [12] Feige, E.L. (1994), “The underground economy and the currency enigma”, *Public Finances/Finances Publiques*, Vol. 49, pp. 119-136.
- [13] Feige, E.L. (1997), “Revised estimates of the underground economy: Implications of US currency held abroad”, in Lippert, O. and M. Walker, Michael (eds.), *The Underground Economy: Global Evidence of its Size and Impact*, Fraser Institute, pp. 262-308.
- [14] Feldstein, M. (1997), “The costs and benefits of going from low inflation to price stability” in C. Romer and D.H. Romer (eds.), *Reducing Inflation: Motivation and Strategy*, Chicago: University Chicago Press (for NBER), pp. 123-166.
- [15] Fischer, S. (1981), “Towards an understanding of the costs of inflation: II”, *Carnegie-Rochester Conference Series on Public Policy*, Vol. 15, pp. 5-42.
- [16] Fischer, S. (1995), “Modern Central Banking”, in F. Capie, C. Goodhart, N. Schnadt and S. Fischer (eds.), *The Future of Central Banking: the Tercentenary Symposium of the Bank of England*, Cambridge: Cambridge University Press, pp. 262-308.

- [17] Friedman, M. (1969), “The optimal quantity of Money” in *The Optimal Quantity of Money and Other Essays*, Chicago: Aldine Publishing Company, pp. 1-50.
- [18] Gillman, M. (1995), “Comparing partial and general equilibrium estimates of the welfare cost of inflation”, *Contemporary Economic Policy*, Vol. 13, pp. 60-71.
- [19] Ireland, P.N. (2009) “On the Welfare Cost of Inflation and the Recent Behavior of Money Demand”, *American Economic Review*, Vol. 99(3), pp. 1040–1052.
- [20] Laubach, T. and J. Williams (2003), “Measuring the Natural Rate of Interest”, *The Review of Economics and Statistics*, Vol. 85(4), pp. 1063-1070.
- [21] Lucas, R.E. (2000), “Inflation and welfare”, *Econometrica*, Vol.68, pp.247-274.
- [22] Meltzer, A.H. (1963), “The Demand for Money: The Evidence from the Time Series”, *Journal of Political Economy*, Vol. 71, pp. 219-246.
- [23] Mulligan, C.B. and X. Sala-i-Martin (2000), “Extensive margins and the demand for money at low interest rates”, *Journal of Political Economy*, Vol. 108(5), pp. 961-991.
- [24] Obstfeld, M. and K. Rogoff (1996), *Foundations of International Macroeconomics*, Cambridge, MA and London, UK: MIT Press.
- [25] Pesaran, M.H. and Y. Shin (1999) “An autoregressive distributed lag modelling approach to cointegration analysis”, in (ed) S Strom, *Econometrics and Economic Theory in the 20th Century: The Ragnar Fresch Centennial Symposium*, Chapter 11, Cambridge: Cambridge University Press.

- [26] Phillips P.C.B. and S. Ouliaris (1990), “Asymptotic properties of residual based tests for cointegration”, *Econometrica*, Vol. 58(1), pp. 165-193.
- [27] Porter, R.D, and R.A. Judson (1996) “The Location of U.S. Currency: How Much Is Abroad?”, *Federal Reserve Bulletin*, Vol. 82 (October), pp. 883-903.
- [28] Prescott, E.C. (1996), “Commentary “Inflation Targeting in a St. Louis Model of the 21st Century” (by R. G. King and A. L. Wolman)”, *Federal Reserve Bank of St. Louis Review*, 78(May/June), pp. 112-116.
- [29] Saikkonen, P. (1991), “Asymptotically Efficient Estimation of Cointegration Regressions”, *Econometric Theory*, Vol. 8(1), pp. 1-27.
- [30] Schmitt-Grohé, S. and M. Uribe (2009), “Foreign demand for domestic currency and the optimal rate of inflation”, NBER Working Paper No. 15494.
- [31] Sprenkle, C.M. (1993), “The case of the missing currency”, *Journal of Economic Perspectives*, Vol. 7(4), pp. 175-184.
- [32] Sriram, S. (2001), “A survey of recent empirical money demand studies”, *IMF Staff Papers*, Vol. 47(3), pp. 334-365.
- [33] US Treasury Department, Federal Reserve Board and US. Secret Service (2006), *The Use and Counterfeiting of United States Currency Abroad, Part 3*, September.



RECENTLY PUBLISHED “TEMI” (\*)

- N. 788 – *FaMIDAS: a mixed frequency factor model with MIDAS structure*, by Cecilia Frale and Libero Monteforte (January 2011).
- N. 789 – *Policies for local development: an evaluation of Italy’s “Patti Territoriali”*, by Antonio Accetturo and Guido de Blasio (January 2011).
- N. 790 – *Testing for east-west contagion in the European banking sector during the financial crisis*, by Emidio Coccozza and Paolo Piselli (February 2011).
- N. 791 – *Are incentives for R&D effective? Evidence from a regression discontinuity approach*, by Raffaello Bronzini and Eleonora Iachini (February 2011).
- N. 792 – *Evaluating the impact of innovation incentives: evidence from an unexpected shortage of funds*, by Guido de Blasio, Davide Fantino and Guido Pellegrini (February 2011).
- N. 793 – *Credit availability and investment in Italy: lessons from the “Great Recession”*, by Eugenio Gaiotti (February 2011).
- N. 794 – *Bridging the gap between migrants and the banking system*, by Giorgio Albareto and Paolo Emilio Mistrulli (February 2011).
- N. 795 – *I fondi comuni aperti in Italia: performance delle società di gestione del risparmio*, by Michele Leonardo Bianchi and Maria Grazia Miele (February 2011).
- N. 796 – *Securitization is not that evil after all*, by Ugo Albertazzi, Ginette Eramo, Leonardo Gambacorta and Carmelo Salleo (February 2011).
- N. 797 – *Reserve management and sovereign debt cost in a world with liquidity crises*, by Flavia Corneli and Emanuele Tarantino (March 2011).
- N. 798 – *Managerial incentives, financial constraints and ownership concentration*, by Marco Protopapa (March 2011).
- N. 799 – *Bootstrap LR tests of stationarity, common trends and cointegration*, by Fabio Buseti and Silvestro di Sanzo (March 2011).
- N. 800 – *Performance pay and shifts in macroeconomic correlations*, by Francesco Nucci and Marianna Riggi (March 2011).
- N. 801 – *Monetary and macroprudential policies*, by Paolo Angelini, Stefano Neri and Fabio Panetta (March 2011).
- N. 802 – *Imperfect information, real-time data and monetary policy in the euro area*, by Stefano Neri and Tiziano Ropele (March 2011).
- N. 803 – *Financial subsidies and bank lending: substitutes or complements? Micro level evidence from Italy*, by Amanda Carmignani and Alessio D’Ignazio (April 2011).
- N. 804 – *Il miglioramento qualitativo delle produzioni italiane: evidenze da prezzi e strategie delle imprese*, by Valter di Giacinto and Giacinto Micucci (April 2011).
- N. 805 – *What determines annuity demand at retirement?*, by Giuseppe Cappelletti, Giovanni Guazzarotti and Pietro Tommasino (April 2011).
- N. 806 – *Heterogeneity and learning with complete markets*, by Sergio Santoro (April 2011).
- N. 807 – *Housing, consumption and monetary policy: how different are the U.S. and the euro area?*, by Alberto Musso, Stefano Neri and Livio Stracca (April 2011).
- N. 808 – *The monetary transmission mechanism in the euro area: has it changed and why?*, by Martina Cecioni and Stefano Neri (April 2011).

---

(\*) Requests for copies should be sent to:

Banca d’Italia – Servizio Studi di struttura economica e finanziaria – Divisione Biblioteca e Archivio storico – Via Nazionale, 91 – 00184 Rome – (fax 0039 06 47922059). They are available on the Internet [www.bancaditalia.it](http://www.bancaditalia.it).

2008

- P. ANGELINI, *Liquidity and announcement effects in the euro area*, *Giornale degli Economisti e Annali di Economia*, v. 67, 1, pp. 1-20, **TD No. 451 (October 2002)**.
- P. ANGELINI, P. DEL GIOVANE, S. SIVIERO and D. TERLIZZESE, *Monetary policy in a monetary union: What role for regional information?*, *International Journal of Central Banking*, v. 4, 3, pp. 1-28, **TD No. 457 (December 2002)**.
- F. SCHIVARDI and R. TORRINI, *Identifying the effects of firing restrictions through size-contingent Differences in regulation*, *Labour Economics*, v. 15, 3, pp. 482-511, **TD No. 504 (June 2004)**.
- L. GUIISO and M. PAIELLA., *Risk aversion, wealth and background risk*, *Journal of the European Economic Association*, v. 6, 6, pp. 1109-1150, **TD No. 483 (September 2003)**.
- C. BIANCOTTI, G. D'ALESSIO and A. NERI, *Measurement errors in the Bank of Italy's survey of household income and wealth*, *Review of Income and Wealth*, v. 54, 3, pp. 466-493, **TD No. 520 (October 2004)**.
- S. MOMIGLIANO, J. HENRY and P. HERNÁNDEZ DE COS, *The impact of government budget on prices: Evidence from macroeconomic models*, *Journal of Policy Modelling*, v. 30, 1, pp. 123-143 **TD No. 523 (October 2004)**.
- L. GAMBACORTA, *How do banks set interest rates?*, *European Economic Review*, v. 52, 5, pp. 792-819, **TD No. 542 (February 2005)**.
- P. ANGELINI and A. GENERALE, *On the evolution of firm size distributions*, *American Economic Review*, v. 98, 1, pp. 426-438, **TD No. 549 (June 2005)**.
- R. FELICI and M. PAGNINI, *Distance, bank heterogeneity and entry in local banking markets*, *The Journal of Industrial Economics*, v. 56, 3, pp. 500-534, **No. 557 (June 2005)**.
- S. DI ADDARIO and E. PATACCHINI, *Wages and the city. Evidence from Italy*, *Labour Economics*, v.15, 5, pp. 1040-1061, **TD No. 570 (January 2006)**.
- S. SCALIA, *Is foreign exchange intervention effective?*, *Journal of International Money and Finance*, v. 27, 4, pp. 529-546, **TD No. 579 (February 2006)**.
- M. PERICOLI and M. TABOGA, *Canonical term-structure models with observable factors and the dynamics of bond risk premia*, *Journal of Money, Credit and Banking*, v. 40, 7, pp. 1471-88, **TD No. 580 (February 2006)**.
- E. VIVIANO, *Entry regulations and labour market outcomes. Evidence from the Italian retail trade sector*, *Labour Economics*, v. 15, 6, pp. 1200-1222, **TD No. 594 (May 2006)**.
- S. FEDERICO and G. A. MINERVA, *Outward FDI and local employment growth in Italy*, *Review of World Economics*, *Journal of Money, Credit and Banking*, v. 144, 2, pp. 295-324, **TD No. 613 (February 2007)**.
- F. Busetti and A. HARVEY, *Testing for trend*, *Econometric Theory*, v. 24, 1, pp. 72-87, **TD No. 614 (February 2007)**.
- V. CESTARI, P. DEL GIOVANE and C. ROSSI-ARNAUD, *Memory for prices and the Euro cash changeover: an analysis for cinema prices in Italy*, In P. Del Giovane e R. Sabbatini (eds.), *The Euro Inflation and Consumers' Perceptions. Lessons from Italy*, Berlin-Heidelberg, Springer, **TD No. 619 (February 2007)**.
- B. H. HALL, F. LOTTI and J. MAIRESSE, *Employment, innovation and productivity: evidence from Italian manufacturing microdata*, *Industrial and Corporate Change*, v. 17, 4, pp. 813-839, **TD No. 622 (April 2007)**.
- J. SOUSA and A. ZAGHINI, *Monetary policy shocks in the Euro Area and global liquidity spillovers*, *International Journal of Finance and Economics*, v.13, 3, pp. 205-218, **TD No. 629 (June 2007)**.
- M. DEL GATTO, GIANMARCO I. P. OTTAVIANO and M. PAGNINI, *Openness to trade and industry cost dispersion: Evidence from a panel of Italian firms*, *Journal of Regional Science*, v. 48, 1, pp. 97-129, **TD No. 635 (June 2007)**.
- P. DEL GIOVANE, S. FABIANI and R. SABBATINI, *What's behind "inflation perceptions"? A survey-based analysis of Italian consumers*, in P. Del Giovane e R. Sabbatini (eds.), *The Euro Inflation and Consumers' Perceptions. Lessons from Italy*, Berlin-Heidelberg, Springer, **TD No. 655 (January 2008)**.
- R. BRONZINI, G. DE BLASIO, G. PELLEGRINI and A. SCOGNAMIGLIO, *La valutazione del credito d'imposta per gli investimenti*, *Rivista di politica economica*, v. 98, 4, pp. 79-112, **TD No. 661 (April 2008)**.

- B. BORTOLOTTI, and P. PINOTTI, *Delayed privatization*, Public Choice, v. 136, 3-4, pp. 331-351, **TD No. 663 (April 2008)**.
- R. BONCI and F. COLUMBA, *Monetary policy effects: New evidence from the Italian flow of funds*, Applied Economics, v. 40, 21, pp. 2803-2818, **TD No. 678 (June 2008)**.
- M. CUCCULELLI, and G. MICUCCI, *Family Succession and firm performance: evidence from Italian family firms*, Journal of Corporate Finance, v. 14, 1, pp. 17-31, **TD No. 680 (June 2008)**.
- A. SILVESTRINI and D. VEREDAS, *Temporal aggregation of univariate and multivariate time series models: a survey*, Journal of Economic Surveys, v. 22, 3, pp. 458-497, **TD No. 685 (August 2008)**.

2009

- F. PANETTA, F. SCHIVARDI and M. SHUM, *Do mergers improve information? Evidence from the loan market*, Journal of Money, Credit, and Banking, v. 41, 4, pp. 673-709, **TD No. 521 (October 2004)**.
- M. BUGAMELLI and F. PATERNÒ, *Do workers' remittances reduce the probability of current account reversals?*, World Development, v. 37, 12, pp. 1821-1838, **TD No. 573 (January 2006)**.
- P. PAGANO and M. PISANI, *Risk-adjusted forecasts of oil prices*, The B.E. Journal of Macroeconomics, v. 9, 1, Article 24, **TD No. 585 (March 2006)**.
- M. PERICOLI and M. SBRACIA, *The CAPM and the risk appetite index: theoretical differences, empirical similarities, and implementation problems*, International Finance, v. 12, 2, pp. 123-150, **TD No. 586 (March 2006)**.
- U. ALBERTAZZI and L. GAMBACORTA, *Bank profitability and the business cycle*, Journal of Financial Stability, v. 5, 4, pp. 393-409, **TD No. 601 (September 2006)**.
- S. MAGRI, *The financing of small innovative firms: the Italian case*, Economics of Innovation and New Technology, v. 18, 2, pp. 181-204, **TD No. 640 (September 2007)**.
- V. DI GIACINTO and G. MICUCCI, *The producer service sector in Italy: long-term growth and its local determinants*, Spatial Economic Analysis, Vol. 4, No. 4, pp. 391-425, **TD No. 643 (September 2007)**.
- F. LORENZO, L. MONTEFORTE and L. SESSA, *The general equilibrium effects of fiscal policy: estimates for the euro area*, Journal of Public Economics, v. 93, 3-4, pp. 559-585, **TD No. 652 (November 2007)**.
- R. GOLINELLI and S. MOMIGLIANO, *The Cyclical Reaction of Fiscal Policies in the Euro Area. A Critical Survey of Empirical Research*, Fiscal Studies, v. 30, 1, pp. 39-72, **TD No. 654 (January 2008)**.
- P. DEL GIOVANE, S. FABIANI and R. SABBATINI, *What's behind "Inflation Perceptions"? A survey-based analysis of Italian consumers*, Giornale degli Economisti e Annali di Economia, v. 68, 1, pp. 25-52, **TD No. 655 (January 2008)**.
- F. MACCHERONI, M. MARINACCI, A. RUSTICHINI and M. TABOGA, *Portfolio selection with monotone mean-variance preferences*, Mathematical Finance, v. 19, 3, pp. 487-521, **TD No. 664 (April 2008)**.
- M. AFFINITO and M. PIAZZA, *What are borders made of? An analysis of barriers to European banking integration*, in P. Alessandrini, M. Fratianni and A. Zazzaro (eds.): The Changing Geography of Banking and Finance, Dordrecht Heidelberg London New York, Springer, **TD No. 666 (April 2008)**.
- A. BRANDOLINI, *On applying synthetic indices of multidimensional well-being: health and income inequalities in France, Germany, Italy, and the United Kingdom*, in R. Gotoh and P. Dumouchel (eds.), Against Injustice. The New Economics of Amartya Sen, Cambridge, Cambridge University Press, **TD No. 668 (April 2008)**.
- G. FERRERO and A. NOBILI, *Futures contract rates as monetary policy forecasts*, International Journal of Central Banking, v. 5, 2, pp. 109-145, **TD No. 681 (June 2008)**.
- P. CASADIO, M. LO CONTE and A. NERI, *Balancing work and family in Italy: the new mothers' employment decisions around childbearing*, in T. Addabbo and G. Solinas (eds.), Non-Standard Employment and Quality of Work, Physica-Verlag. A Springer Company, **TD No. 684 (August 2008)**.
- L. ARCIERO, C. BIANCOTTI, L. D'AURIZIO and C. IMPENNA, *Exploring agent-based methods for the analysis of payment systems: A crisis model for StarLogo TNG*, Journal of Artificial Societies and Social Simulation, v. 12, 1, **TD No. 686 (August 2008)**.
- A. CALZA and A. ZAGHINI, *Nonlinearities in the dynamics of the euro area demand for M1*, Macroeconomic Dynamics, v. 13, 1, pp. 1-19, **TD No. 690 (September 2008)**.
- L. FRANCESCO and A. SECCHI, *Technological change and the households' demand for currency*, Journal of Monetary Economics, v. 56, 2, pp. 222-230, **TD No. 697 (December 2008)**.
- G. ASCARI and T. ROPELE, *Trend inflation, taylor principle, and indeterminacy*, Journal of Money, Credit and Banking, v. 41, 8, pp. 1557-1584, **TD No. 708 (May 2007)**.

- S. COLAROSSO and A. ZAGHINI, *Gradualism, transparency and the improved operational framework: a look at overnight volatility transmission*, *International Finance*, v. 12, 2, pp. 151-170, **TD No. 710 (May 2009)**.
- M. BUGAMELLI, F. SCHIVARDI and R. ZIZZA, *The euro and firm restructuring*, in A. Alesina e F. Giavazzi (eds): *Europe and the Euro*, Chicago, University of Chicago Press, **TD No. 716 (June 2009)**.
- B. HALL, F. LOTTI and J. MAIRESSE, *Innovation and productivity in SMEs: empirical evidence for Italy*, *Small Business Economics*, v. 33, 1, pp. 13-33, **TD No. 718 (June 2009)**.

2010

- A. PRATI and M. SBRACIA, *Uncertainty and currency crises: evidence from survey data*, *Journal of Monetary Economics*, v. 57, 6, pp. 668-681, **TD No. 446 (July 2002)**.
- L. MONTEFORTE and S. SIVIERO, *The Economic Consequences of Euro Area Modelling Shortcuts*, *Applied Economics*, v. 42, 19-21, pp. 2399-2415, **TD No. 458 (December 2002)**.
- S. MAGRI, *Debt maturity choice of nonpublic Italian firms*, *Journal of Money, Credit, and Banking*, v.42, 2-3, pp. 443-463, **TD No. 574 (January 2006)**.
- R. BRONZINI and P. PISELLI, *Determinants of long-run regional productivity with geographical spillovers: the role of R&D, human capital and public infrastructure*, *Regional Science and Urban Economics*, v. 39, 2, pp.187-199, **TD No. 597 (September 2006)**.
- E. IOSSA and G. PALUMBO, *Over-optimism and lender liability in the consumer credit market*, *Oxford Economic Papers*, v. 62, 2, pp. 374-394, **TD No. 598 (September 2006)**.
- S. NERI and A. NOBILI, *The transmission of US monetary policy to the euro area*, *International Finance*, v. 13, 1, pp. 55-78, **TD No. 606 (December 2006)**.
- F. ALTISSIMO, R. CRISTADORO, M. FORNI, M. LIPPI and G. VERONESE, *New Eurocoin: Tracking Economic Growth in Real Time*, *Review of Economics and Statistics*, v. 92, 4, pp. 1024-1034, **TD No. 631 (June 2007)**.
- A. CIARLONE, P. PISELLI and G. TREBESCHI, *Emerging Markets' Spreads and Global Financial Conditions*, *Journal of International Financial Markets, Institutions & Money*, v. 19, 2, pp. 222-239, **TD No. 637 (June 2007)**.
- U. ALBERTAZZI and L. GAMBACORTA, *Bank profitability and taxation*, *Journal of Banking and Finance*, v. 34, 11, pp. 2801-2810, **TD No. 649 (November 2007)**.
- M. IACOVIELLO and S. NERI, *Housing market spillovers: evidence from an estimated DSGE model*, *American Economic Journal: Macroeconomics*, v. 2, 2, pp. 125-164, **TD No. 659 (January 2008)**.
- F. BALASSONE, F. MAURA and S. ZOTTERI, *Cyclical asymmetry in fiscal variables in the EU*, *Empirica*, **TD No. 671**, v. 37, 4, pp. 381-402 **(June 2008)**.
- F. D'AMURI, O. GIANMARCO I.P. and P. GIOVANNI, *The labor market impact of immigration on the western german labor market in the 1990s*, *European Economic Review*, v. 54, 4, pp. 550-570, **TD No. 687 (August 2008)**.
- A. ACCETTURO, *Agglomeration and growth: the effects of commuting costs*, *Papers in Regional Science*, v. 89, 1, pp. 173-190, **TD No. 688 (September 2008)**.
- S. NOBILI and G. PALAZZO, *Explaining and forecasting bond risk premiums*, *Financial Analysts Journal*, v. 66, 4, pp. 67-82, **TD No. 689 (September 2008)**.
- A. B. ATKINSON and A. BRANDOLINI, *On analysing the world distribution of income*, *World Bank Economic Review*, v. 24, 1, pp. 1-37, **TD No. 701 (January 2009)**.
- R. CAPPARIELLO and R. ZIZZA, *Dropping the Books and Working Off the Books*, *Labour*, v. 24, 2, pp. 139-162, **TD No. 702 (January 2009)**.
- C. NICOLETTI and C. RONDINELLI, *The (mis)specification of discrete duration models with unobserved heterogeneity: a Monte Carlo study*, *Journal of Econometrics*, v. 159, 1, pp. 1-13, **TD No. 705 (March 2009)**.
- L. FORNI, A. GERALI and M. PISANI, *Macroeconomic effects of greater competition in the service sector: the case of Italy*, *Macroeconomic Dynamics*, v. 14, 5, pp. 677-708, **TD No. 706 (March 2009)**.
- V. DI GIACINTO, G. MICUCCI and P. MONTANARO, *Dynamic macroeconomic effects of public capital: evidence from regional Italian data*, *Giornale degli economisti e annali di economia*, v. 69, 1, pp. 29-66, **TD No. 733 (November 2009)**.
- F. COLUMBA, L. GAMBACORTA and P. E. MISTRULLI, *Mutual Guarantee institutions and small business finance*, *Journal of Financial Stability*, v. 6, 1, pp. 45-54, **TD No. 735 (November 2009)**.

- A. GERALI, S. NERI, L. SESSA and F. M. SIGNORETTI, *Credit and banking in a DSGE model of the Euro Area*, Journal of Money, Credit and Banking, v. 42, 6, pp. 107-141, **TD No. 740 (January 2010)**.
- M. AFFINITO and E. TAGLIAFERRI, *Why do (or did?) banks securitize their loans? Evidence from Italy*, Journal of Financial Stability, v. 6, 4, pp. 189-202, **TD No. 741 (January 2010)**.
- S. FEDERICO, *Outsourcing versus integration at home or abroad and firm heterogeneity*, Empirica, v. 37, 1, pp. 47-63, **TD No. 742 (February 2010)**.
- V. DI GIACINTO, *On vector autoregressive modeling in space and time*, Journal of Geographical Systems, v. 12, 2, pp. 125-154, **TD No. 746 (February 2010)**.
- S. MOCETTI and C. PORELLO, *How does immigration affect native internal mobility? new evidence from Italy*, Regional Science and Urban Economics, v. 40, 6, pp. 427-439, **TD No. 748 (March 2010)**.
- A. DI CESARE and G. GUAZZAROTTI, *An analysis of the determinants of credit default swap spread changes before and during the subprime financial turmoil*, Journal of Current Issues in Finance, Business and Economics, v. 3, 4, pp., **TD No. 749 (March 2010)**.
- A. BRANDOLINI, S. MAGRI and T. M. SMEEDING, *Asset-based measurement of poverty*, Journal of Policy Analysis and Management, v. 29, 2, pp. 267-284, **TD No. 755 (March 2010)**.
- G. CAPPELLETTI, *A Note on rationalizability and restrictions on beliefs*, The B.E. Journal of Theoretical Economics, v. 10, 1, pp. 1-11, **TD No. 757 (April 2010)**.
- S. DI ADDARIO and D. VURI, *Entrepreneurship and market size. the case of young college graduates in Italy*, Labour Economics, v. 17, 5, pp. 848-858, **TD No. 775 (September 2010)**.
- A. CALZA and A. ZAGHINI, *Sectoral money demand and the great disinflation in the US*, Journal of Money, Credit, and Banking, v. 42, 8, pp. 1663-1678, **TD No. 785 (January 2011)**.

2011

- S. DI ADDARIO, *Job search in thick markets*, Journal of Urban Economics, v. 69, 3, pp. 303-318, **TD No. 605 (December 2006)**.
- E. CIAPANNA, *Directed matching with endogenous markov probability: clients or competitors?*, The RAND Journal of Economics, v. 42, 1, pp. 92-120, **TD No. 665 (April 2008)**.

FORTHCOMING

- M. BUGAMELLI and A. ROSOLIA, *Produttività e concorrenza estera*, Rivista di politica economica, **TD No. 578 (February 2006)**.
- G. DE BLASIO and G. NUZZO, *Historical traditions of civicness and local economic development*, Journal of Regional Science, **TD No. 591 (May 2006)**.
- F. SCHIVARDI and E. VIVIANO, *Entry barriers in retail trade*, Economic Journal, **TD No. 616 (February 2007)**.
- G. FERRERO, A. NOBILI and P. PASSIGLIA, *Assessing excess liquidity in the Euro Area: the role of sectoral distribution of money*, Applied Economics, **TD No. 627 (April 2007)**.
- P. E. MISTRULLI, *Assessing financial contagion in the interbank market: maximum entropy versus observed interbank lending patterns*, Journal of Banking & Finance, **TD No. 641 (September 2007)**.
- Y. ALTUNBAS, L. GAMBACORTA and D. MARQUÉS, *Securitisation and the bank lending channel*, European Economic Review, **TD No. 653 (November 2007)**.
- M. BUGAMELLI and F. PATERNÒ, *Output growth volatility and remittances*, Economica, **TD No. 673 (June 2008)**.
- V. DI GIACINTO e M. PAGNINI, *Local and global agglomeration patterns: two econometrics-based indicators*, Regional Science and Urban Economics, **TD No. 674 (June 2008)**.
- G. BARONE and F. CINGANO, *Service regulation and growth: evidence from OECD countries*, Economic Journal, **TD No. 675 (June 2008)**.
- S. MOCETTI, *Educational choices and the selection process before and after compulsory school*, Education Economics, **TD No. 691 (September 2008)**.
- P. SESTITO and E. VIVIANO, *Reservation wages: explaining some puzzling regional patterns*, Labour, **TD No. 696 (December 2008)**.
- P. PINOTTI, M. BIANCHI and P. BUONANNO, *Do immigrants cause crime?*, Journal of the European Economic Association, **TD No. 698 (December 2008)**.

- R. GIORDANO and P. TOMMASINO, *What determines debt intolerance? The role of political and monetary institutions*, European Journal of Political Economy, **TD No. 700 (January 2009)**.
- F. LIPPI and A. NOBILI, *Oil and the macroeconomy: a quantitative structural analysis*, Journal of European Economic Association, **TD No. 704 (March 2009)**.
- Y. ALTUNBAS, L. GAMBACORTA, and D. MARQUÉS-IBÁÑEZ, *Bank risk and monetary policy*, Journal of Financial Stability, **TD No. 712 (May 2009)**.
- P. ANGELINI, A. NOBILI e C. PICILLO, *The interbank market after August 2007: What has changed, and why?*, Journal of Money, Credit and Banking, **TD No. 731 (October 2009)**.
- G. BARONE and S. MOCETTI, *Tax morale and public spending inefficiency*, International Tax and Public Finance, **TD No. 732 (November 2009)**.
- L. FORNI, A. GERALI and M. PISANI, *The macroeconomics of fiscal consolidations in euro area countries*, Journal of Economic Dynamics and Control, **TD No. 747 (March 2010)**.
- A. DI CESARE and G. GUAZZAROTTI, *An analysis of the determinants of credit default swap spread changes before and during the subprime financial turmoil*, in C. V. Karsone (eds.), Finance and Banking Developments, Nova Publishers, New York., **TD No. 749 (March 2010)**.
- G. BARONE, R. FELICI and M. PAGNINI, *Switching costs in local credit markets*, International Journal of Industrial Organization, **TD No. 760 (June 2010)**.
- G. GRANDE and I. VISCO, *A public guarantee of a minimum return to defined contribution pension scheme members*, Journal of Risk, **TD No. 762 (June 2010)**.
- P. DEL GIOVANE, G. ERAMO and A. NOBILI, *Disentangling demand and supply in credit developments: a survey-based analysis for Italy*, Journal of Banking and Finance, **TD No. 764 (June 2010)**.
- G. BARONE and S. MOCETTI, *With a little help from abroad: the effect of low-skilled immigration on the female labour supply*, Labour Economics, **TD No. 766 (July 2010)**.
- S. MAGRI and R. PICO, *The rise of risk-based pricing of mortgage interest rates in Italy*, Journal of Banking and Finance, **TD No. 778 (October 2010)**.
- A. ACCETTURO and G. DE BLASIO, *Policies for local development: an evaluation of Italy's "Patti Territoriali"*, Regional Science and Urban Economics, **TD No. 789 (January 2006)**.