

Payment System Public payments and collection

19 May 2026

For further information: statistiche@bancaditalia.it
www.bancaditalia.it/statistiche/index.html

Figure 1

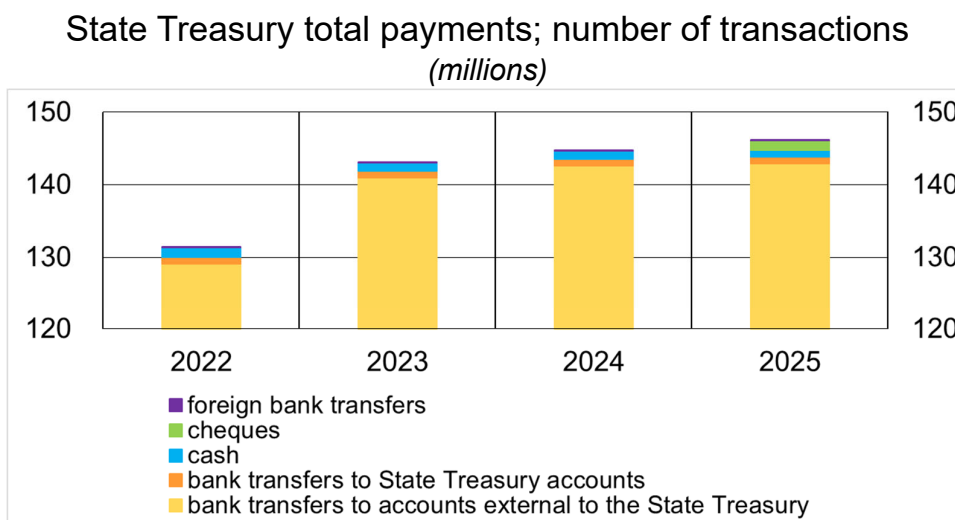


Figure 2

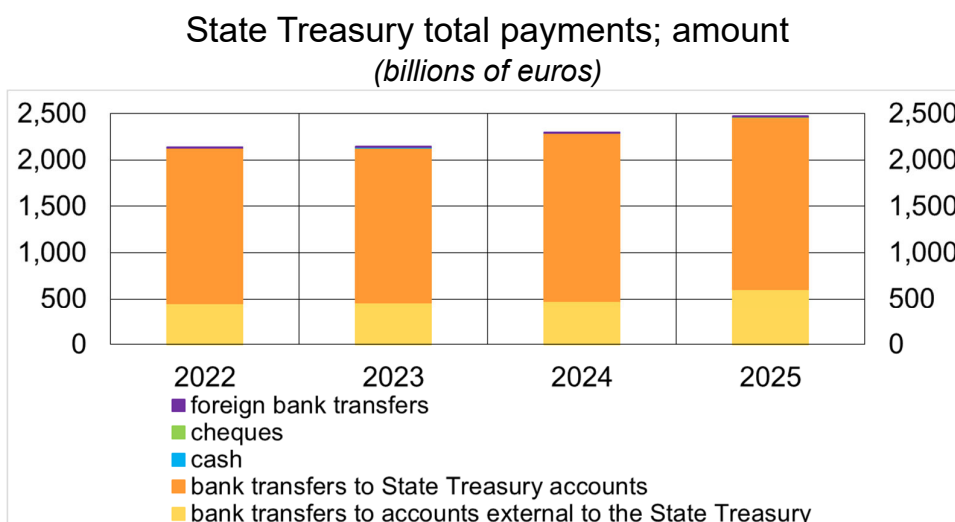


Figure 3

Local government total payments; number of transactions
(millions)

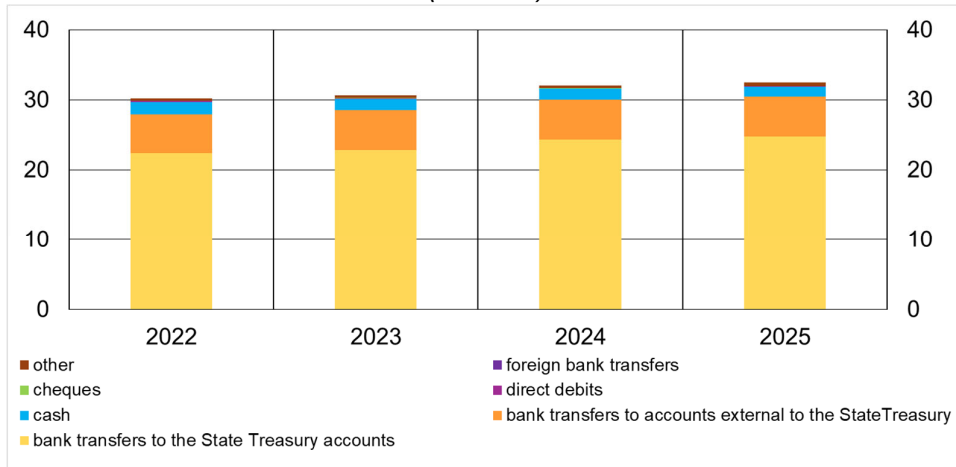


Figure 4

Local government total payments; amount
(billions of euros)

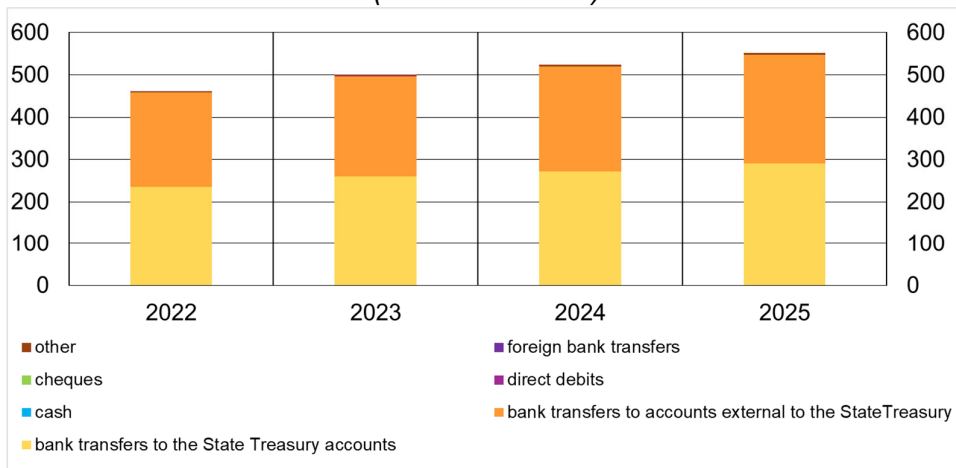


Figure 5

State Treasury total collections; number of transactions
(*millions*)

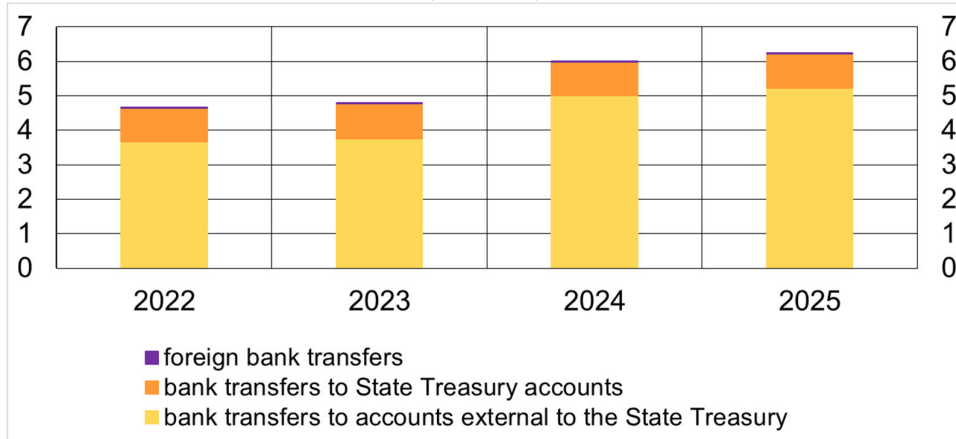


Figure 6

State Treasury total collections; amount
(*billions of euros*)

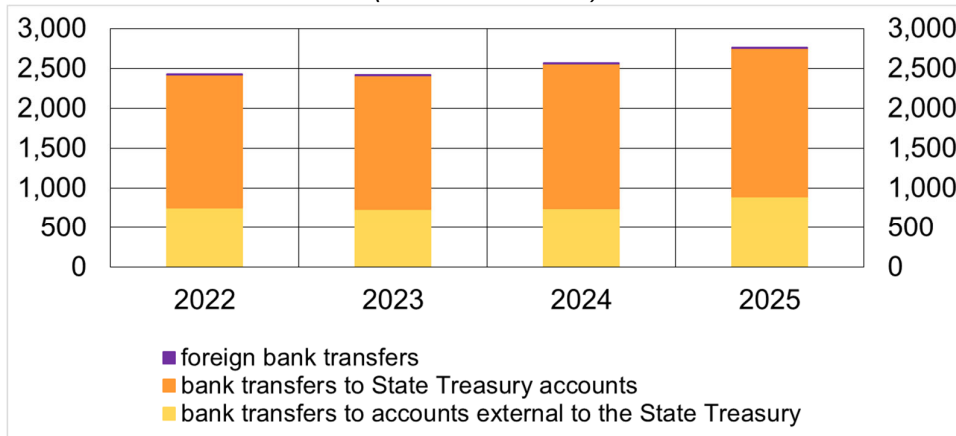


Figure 7

Local government total collections; number of transactions
(millions)

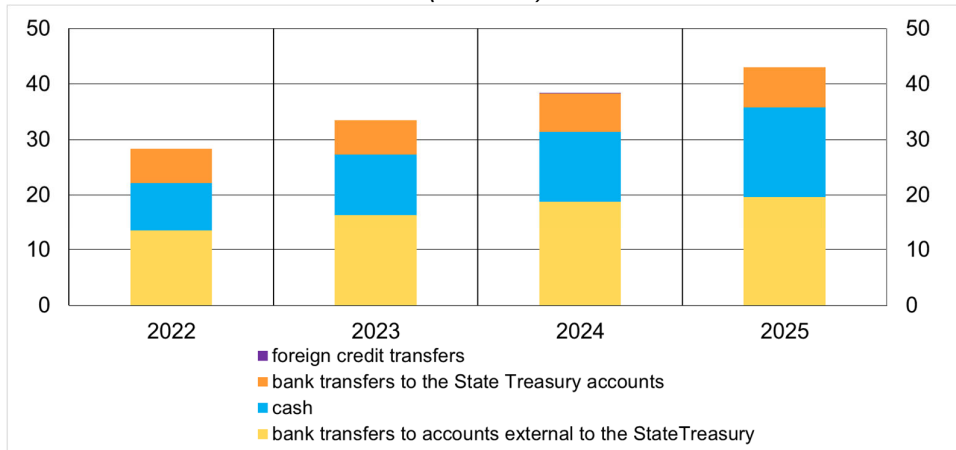
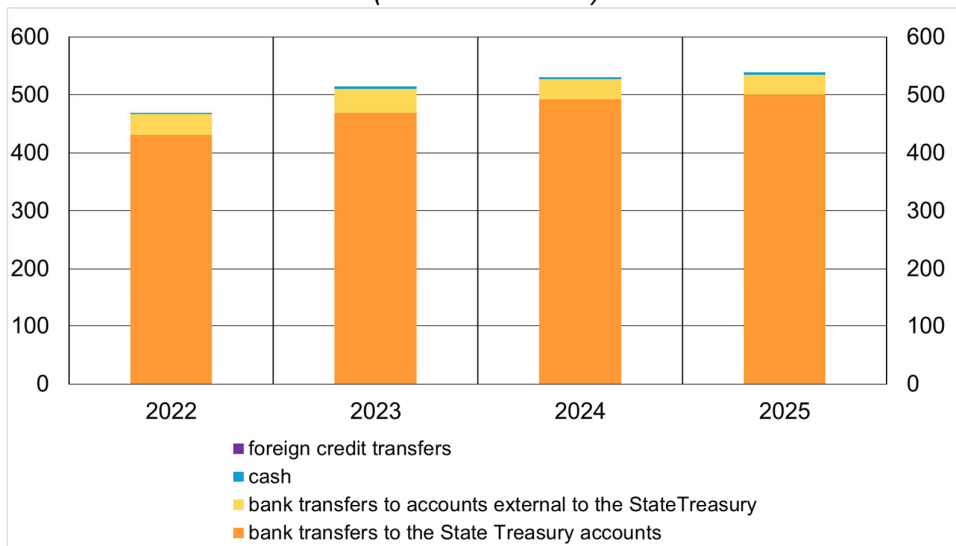


Figure 8

Local government total collections; amount
(billions of euros)



General information

- I. Unless indicated otherwise, figures have been computed by the Bank of Italy.
- II. Symbols and Conventions:
 - the phenomenon does not occur;
 - the phenomenon occurs but its value is not known;
 - .. the value is known but is nil or less than half the final digit shown.

Figures in parentheses in roman type () are provisional. Those in parentheses in italics () are estimated.

- III. The tables are identified both by a number and by an alphanumeric code that defines the content of the table in the electronic database holding the information to be released to the public. A similar code identifies the different aggregates shown in each table.

Contents

General information

[Access to data in BDS:](#)

Section State Treasury

Table 1a	State Treasury total payments – bank transfers from the State budget, Treasury current accounts and special accounts, the National Social Security Institute and tax authorities (<i>numbers</i>)	TSDPTS010
Table 1b	State Treasury total payments – bank transfers from the State budget, Treasury current accounts and special accounts, the National Social Security Institute and tax authorities (<i>amounts</i>)	TSDPTS020
Table 2a	State Treasury total collections – bank transfers to the State budget, Treasury current accounts and special accounts, from the National Social Security Institute and tax authorities (<i>numbers</i>)	TSDPTS090
Table 2b	State Treasury total collections – bank transfers to the State budget, Treasury current accounts and special accounts, the National Social Security Institute and tax authorities (<i>amounts</i>)	TSDPTS100
	Tables available only on BDS	
	State Treasury payments – bank transfers from the State budget (<i>numbers</i>)	TSDPTS030
	State Treasury payments – bank transfers from the State budget (<i>amounts</i>)	TSDPTS040
	State Treasury payments – bank transfers from Treasury current accounts and special accounts (<i>numbers</i>)	TSDPTS050
	State Treasury payments – bank transfers from Treasury current accounts and special accounts (<i>amounts</i>)	TSDPTS060
	Bank of Italy payment services – bank transfers from the National Social Security Institute and tax authorities (<i>numbers</i>)	TSDPTS070
	Bank of Italy payment services – bank transfers from the National Social Security Institute and tax authorities (<i>amounts</i>)	TSDPTS080
	State Treasury collections – bank transfers to the State budget (<i>numbers</i>)	TSDPTS110
	State Treasury collections – bank transfers to the State budget (<i>amounts</i>)	TSDPTS120
	State Treasury collections – bank transfers to Treasury current accounts and special accounts (<i>numbers</i>)	TSDPTS130
	State Treasury collections – bank transfers to Treasury current accounts and special accounts (<i>amounts</i>)	TSDPTS140
	Bank of Italy collection services – bank transfers to the National Social Security Institute and tax authorities (<i>numbers</i>)	TSDPTS150
	Bank of Italy collection services – bank transfers to the National Social Security Institute and tax authorities (<i>amounts</i>)	TSDPTS160

Section Local government

Table 1a	Local government total payments (<i>numbers, thousands</i>)	TSDPAL010
Table 1b	Local government total payments (<i>amounts, millions of euros</i>)	TSDPAL020
Table 2a	Payments by geographical area (<i>numbers, thousands</i>)	TSDPAL130
Table 2b	Payments by geographical area (<i>amounts, millions of euros</i>)	TSDPAL140

Table 3a	Local government total collections - (<i>numbers, thousands</i>)	TSDPAL150
Table 3b	Local government total collections - (<i>amounts, millions of euros</i>)	TSDPAL160
Table 4a	Collections by geographical area (<i>numbers, thousands</i>)	TSDPAL270
Table 4b	Collections by geographical area (<i>amounts, millions of euros</i>)	TSDPAL280
Tables available only on BDS		
	Payments – Regions and Autonomous Provinces of Trento and Bolzano (<i>numbers, thousands</i>)	TSDPAL030
	Payments – Regions and Autonomous Provinces of Trento and Bolzano (<i>amounts, millions of euros</i>)	TSDPAL040
	Payments – Local authorities (<i>numbers, thousands</i>)	TSDPAL050
	Payments – Local authorities (<i>amounts, millions of euros</i>)	TSDPAL060
	Payments – Local health authorities (<i>numbers, thousands</i>)	TSDPAL070
	Payments – Local health authorities (<i>amounts, millions of euros</i>)	TSDPAL080
	Payments – Universities (<i>numbers, thousands</i>)	TSDPAL090
	Payments – Universities (<i>amounts, millions of euros</i>)	TSDPAL100
	Payments – Other entities (<i>numbers, thousands</i>)	TSDPAL110
	Payments – Other entities (<i>amounts, millions of euros</i>)	TSDPAL120
	Collections – Regions and Autonomous Provinces of Trento and Bolzano (<i>numbers, thousands</i>)	TSDPAL170
	Collections – Regions and Autonomous Provinces of Trento and Bolzano (<i>amounts, millions of euros</i>)	TSDPAL180
	Collections – Local authorities (<i>numbers, thousands</i>)	TSDPAL190
	Collections – Local authorities (<i>amounts, millions of euros</i>)	TSDPAL200
	Collections – Local health authorities (<i>numbers, thousands</i>)	TSDPAL210
	Collections – Local health authorities (<i>amounts, millions of euros</i>)	TSDPAL220
	Collections – Universities (<i>numbers, thousands</i>)	TSDPAL230
	Collections – Universities (<i>amounts, millions of euros</i>)	TSDPAL240
	Collections – Other entities (<i>numbers, thousands</i>)	TSDPAL250
	Collections – Other entities (<i>amounts, millions of euros</i>)	TSDPAL260

Methodological appendix

State Treasury total payments – bank transfers from the State budget, Treasury current accounts and special accounts, from National Social Security Institute and tax authorities
(payment number units)

Table 1a (cont.)

Access to data:
TSDPTS010

	Domestic (SEPA area)			
	to accounts external to the State Treasury	to the State Treasury accounts	domiciled at Poste	
			cash	cheques
2022 - 1st qtr	19,377,590	146,507	369,071	-
2nd "	32,326,351	222,291	266,053	-
3rd "	36,526,256	234,685	295,148	-
4th "	40,874,630	359,074	350,236	-
2023 - 1st qtr	37,869,007	164,422	354,419	-
2nd "	32,970,729	236,769	241,283	-
3rd "	33,143,307	239,147	215,729	-
4th "	36,950,617	366,392	269,893	-
2024 - 1st qtr	34,203,665	166,388	304,871	-
2nd "	34,789,837	223,776	302,352	-
3rd "	35,296,506	228,896	260,805	-
4th "	38,294,577	356,606	278,976	-
2025 - 1st qtr	33,530,901	164,440	223,292	125,558
2nd "	35,137,574	225,702	227,624	310,915
3rd "	35,461,562	242,823	204,841	117,278
4th "	38,744,095	358,847	221,929	823,863

State Treasury total payments – bank transfers from the State budget, Treasury current accounts and special accounts, from National Social Security Institute and tax authorities
(payment number units)

(cont.) Table 1a

[Access to data:](#)
TSDPTS010

	Total	Foreign (extra-SEPA)	Total
	2022 - 1st qtr	19,893,168	2,470
2nd "	32,814,695	3,375	32,818,070
3rd "	37,056,089	2,772	37,058,861
4th "	41,583,940	4,085	41,588,025
2023 - 1st qtr	38,387,848	2,597	38,390,445
2nd "	33,448,781	3,155	33,451,936
3rd "	33,598,183	2,883	33,601,066
4th "	37,586,902	4,389	37,591,291
2024 - 1st qtr	34,674,924	2,836	34,677,760
2nd "	35,315,965	3,256	35,319,221
3rd "	35,786,207	2,838	35,789,045
4th "	38,930,159	4,312	38,934,471
2025 - 1st qtr	34,044,191	1,829	34,046,020
2nd "	35,901,815	2,885	35,904,700
3rd "	36,026,504	2,685	36,029,189
4th "	40,148,734	3,314	40,152,048

State Treasury total payments – bank transfers from the State budget, Treasury current accounts and special accounts, from National Social Security Institute and tax authorities
(payment amount euros)

Table 1b (cont.)

[Access to data:](#)
TSDPTS020

	Domestic (SEPA area)			
	to accounts external to the State Treasury	to the State Treasury accounts	domiciled at Poste	
			cash	cheques
2022 - 1st qtr	88,654,030,982	392,792,980,126	133,466,211	-
2nd "	103,321,586,630	362,671,726,484	90,133,695	-
3rd "	114,043,332,340	392,212,721,093	89,201,864	-
4th "	148,525,394,807	526,665,757,745	107,661,609	-
2023 - 1st qtr	102,719,062,875	353,361,169,435	103,485,908	-
2nd "	104,875,437,079	399,625,548,168	77,483,702	-
3rd "	106,323,453,173	399,504,726,088	69,054,300	-
4th "	146,032,056,748	521,843,598,485	87,656,611	-
2024 - 1st qtr	102,817,657,936	427,388,475,912	94,774,765	-
2nd "	108,171,233,253	438,018,089,600	93,466,028	-
3rd "	121,521,104,232	420,836,098,744	81,171,425	-
4th "	143,634,272,157	523,738,217,673	87,684,862	-
2025 - 1st qtr	126,279,317,352	420,161,691,372	74,309,350	116,722,804
2nd "	155,481,046,189	463,194,588,942	76,692,521	236,333,114
3rd "	134,687,984,894	457,687,817,677	67,338,007	67,665,701
4th "	186,330,802,776	517,456,286,928	79,243,190	501,348,983

State Treasury total payments – bank transfers from the State budget, Treasury current accounts and special accounts, from National Social Security Institute and tax authorities
(payment amount)

(cont.) Table 1b

[Access to data:](#)
[TSDPTS020](#)

	Total	Foreign (extra-SEPA)	Total
2022 - 1st qtr	481,580,477,319	626,698,639	482,207,175,958
2nd "	466,083,446,809	238,731,274	466,322,178,084
3rd "	506,345,255,297	279,586,538	506,624,841,835
4th "	675,298,814,161	1,509,923,956	676,808,738,117
2023 - 1st qtr	456,183,718,219	427,266,229	456,610,984,447
2nd "	504,578,468,949	287,985,838	504,866,454,787
3rd "	505,897,233,561	267,687,165	506,164,920,725
4th "	667,963,311,845	402,819,996	668,366,131,841
2024 - 1st qtr	530,300,908,613	527,223,284	530,828,131,897
2nd "	546,282,788,881	153,618,164	546,436,407,046
3rd "	542,438,374,402	679,402,586	543,117,776,988
4th "	667,460,174,692	636,796,677	668,096,971,369
2025 - 1st qtr	546,632,040,878	199,523,908	546,831,564,786
2nd "	618,988,660,766	218,537,972	619,207,198,738
3rd "	592,510,806,279	1,153,224,269	593,664,030,548
4th "	704,367,681,877	256,822,146	704,624,504,022

State Treasury total collections – bank transfers to the State budget, Treasury current accounts and special accounts, from National Social Security Institute and tax authorities
(payment number)

Table 2a

[Access to data: TSDPTS090](#)

	Domestic (SEPA area)			Foreign (extra-SEPA)	Total
	Total	of which: PagoPA	of which: to the State Treasury accounts		
2022 - 1st qtr	977,870	59,113	146,507	37	977,907
2nd "	1,093,472	81,463	222,291	19	1,093,491
3rd "	1,216,574	87,365	234,685	23	1,216,597
4th "	1,351,888	93,564	359,074	28	1,351,916
2023 - 1st qtr	1,068,845	104,146	164,422	55	1,068,900
2nd "	1,132,085	105,179	236,769	28	1,132,113
3rd "	1,138,186	103,724	239,147	26	1,138,212
4th "	1,432,255	122,707	366,392	23	1,432,278
2024 - 1st qtr	1,288,848	140,407	166,388	35	1,288,883
2nd "	1,503,083	146,374	223,776	18	1,503,101
3rd "	1,484,029	161,209	228,560	22	1,484,051
4th "	1,699,157	220,061	356,606	42	1,699,199
2025 - 1st qtr	1,402,645	220,586	164,440	33	1,402,678
2nd "	1,522,328	211,259	225,702	20	1,522,348
3rd "	1,516,281	187,835	242,823	18	1,516,299
4th "	1,772,245	209,826	358,847	18	1,772,263

State Treasury total collections – bank transfers to the State budget, Treasury current accounts and special accounts, from National Social Security Institute and tax authorities
(payment amount euros)

Table 2b

[Access to data:](#)
TSDPTS100

	Total	Domestic (SEPA area)		Foreign (extra-SEPA)	Total
		of which: PagoPA	of which: to the State Treasury accounts		
2022 - 1st qtr	540,891,425,198	981,082,175	392,792,980,126	10,239,444	540,901,664,642
2nd "	540,954,775,642	1,278,431,831	362,671,726,484	174,845	540,954,950,487
3rd "	580,889,284,617	1,470,389,981	392,212,721,093	95,987,851	580,985,272,467
4th "	761,132,521,664	1,540,900,313	526,665,757,745	30,006,586	761,162,528,249
2023 - 1st qtr	487,196,984,016	1,527,427,594	353,361,169,435	9,344,246	487,206,328,262
2nd "	552,577,933,339	1,662,274,993	399,625,548,168	1,874,888	552,579,808,227
3rd "	586,508,017,724	1,636,469,933	399,504,726,088	114,018,096	586,622,035,820
4th "	787,729,635,022	1,781,822,173	521,843,598,485	27,412,538	787,757,047,560
2024 - 1st qtr	563,853,105,933	1,662,761,942	427,388,475,912	7,208,165	563,860,314,098
2nd "	602,066,826,244	2,076,035,720	438,018,089,600	5,722,997	602,072,549,240
3rd "	625,605,169,557	2,092,921,106	420,836,098,744	124,522,719	625,729,692,277
4th "	767,431,166,616	2,480,843,147	523,738,217,673	26,613,954	767,457,780,570
2025 - 1st qtr	593,719,522,378	2,510,150,830	420,161,691,372	10,769,196	593,730,291,573
2nd "	657,411,066,786	2,567,511,706	463,194,588,942	130,945,459	657,542,012,245
3rd "	701,284,005,247	2,466,699,069	457,687,817,677	8,219,914	701,292,225,161
4th "	799,991,154,092	2,898,106,917	517,456,286,928	33,513,630	800,024,667,722

Local government total payments
(payment number, thousands)

Table 1a

[Access to data:](#)
[TSDPAL010](#)

	Cheques	Domestic bank transfers (SEPA area)		Foreign credit transfers (extra-SEPA)	Cash	Direct debits	Other		Total
		to accounts external to the State Treasury	to the State Treasury accounts				Total	of which: Pago PA	
2022 - 1st qtr	6	5,284	1,112	-	393	29	60	18	6,884
2nd "	8	5,417	1,328	-	433	41	70	23	7,297
3rd "	6	5,376	1,280	-	437	30	66	22	7,195
4th "	18	6,332	1,783	-	544	44	83	28	8,804
2023 - 1st qtr	6	5,769	1,224	-	391	19	83	30	7,492
2nd "	5	5,596	1,361	-	404	30	90	33	7,486
3rd "	4	5,299	1,309	-	365	18	84	32	7,079
4th "	15	6,227	1,735	-	456	30	102	39	8,565
2024 - 1st qtr	4	5,983	1,184	-	355	12	95	43	7,633
2nd "	5	5,956	1,356	1	377	17	99	44	7,811
3rd "	4	5,657	1,410	1	381	19	92	39	7,564
4th "	9	6,755	1,750	1	415	25	106	48	9,061
2025 - 1st qtr	3	5,877	1,183	1	314	11	131	80	7,520
2nd "	4	6,112	1,380	1	349	22	121	66	7,989
3rd "	3	6,010	1,371	1	334	11	109	56	7,839
4th "	6	6,793	1,766	1	429	24	133	74	9,152

Local government total payments*(payment amount, millions of euros)***Table 1b****Access to data:
TSDPAL020**

	Cheques	Domestic bank transfers (SEPA area)		Foreign credit transfers (extra-SEPA)	Cash	Direct debits	Other		Total
		to accounts external to the State Treasury	to the State Treasury accounts				Total	of which: Pago PA	
2022 - 1st qtr	11	51,725	49,193	2	97	62	569	151	101,659
2nd "	16	57,399	52,148	26	107	204	725	189	110,625
3rd "	15	57,533	52,135	2	105	72	728	209	110,590
4th "	20	69,368	68,388	32	130	202	960	270	139,100
2023 - 1st qtr	12	59,750	54,253	4	95	55	746	243	114,915
2nd "	12	62,554	57,101	30	99	146	821	248	120,763
3rd "	8	61,314	57,312	3	86	33	792	261	119,548
4th "	27	76,350	67,939	38	108	145	1,228	571	145,835
2024 - 1st qtr	6	60,842	56,860	5	87	25	926	379	118,751
2nd "	8	64,554	59,228	54	90	76	909	303	124,919
3rd "	7	66,740	57,752	6	91	83	952	347	125,631
4th "	15	79,981	73,597	48	99	151	1,340	613	155,231
2025 - 1st qtr	13	65,160	61,006	18	77	25	967	454	127,266
2nd "	8	69,518	60,148	49	87	140	1,048	417	130,998
3rd "	17	70,913	59,904	11	80	34	1,111	487	132,070
4th "	14	84,841	75,743	50	104	139	1,280	486	162,171

Payments by geographical area - Year 2025*(payment number, thousands)*

Table 2a

Access to data:
[TSDPAL130](#)

Area	Cheques	Domestic bank transfers (SEPA area)		Foreign credit transfers (extra-SEPA)	Cash	Direct debits	Other		Total
		to accounts external to the State Treasury	to the State Treasury accounts				Total	of which: Pago PA	
North-West	4	6,817	1,599	1	463	17	127	71	9,028
Piedmont	1	2,254	491	-	137	3	28	20	2,914
Aosta Valley	-	162	20	-	13	3	26	7	224
Liguria	-	615	142	-	50	1	9	7	817
Lombardy	3	3,786	946	1	263	10	64	37	5,073
North-East	2	5,912	1,160	1	366	31	203	122	7,675
Trentino-Alto Adige	-	1,214	174	1	84	18	118	51	1,609
Autonomous Province of Trento	-	615	64	1	41	11	53	29	785
Autonomous Province of Bolzano	-	599	110	-	43	7	65	22	824
Veneto	1	1,974	462	-	114	1	47	42	2,599
Friuli Venezia Giulia	-	847	79	-	63	11	15	11	1,015
Emilia Romagna	1	1,877	445	-	105	1	23	18	2,452
Centre	1	3,856	1,062	-	200	11	71	31	5,201
Marche	-	759	219	-	37	-	6	6	1,021
Tuscany	-	1,199	375	-	55	6	46	15	1,681
Umbria	-	352	92	-	21	1	6	3	472
Lazio	1	1,546	376	-	87	4	13	7	2,027
South and Islands	9	8,207	1,879	-	396	9	93	52	10,593
Campania	3	1,385	309	-	66	3	13	8	1,779
Abruzzo	-	549	155	-	39	2	15	6	760
Molise	-	169	51	-	9	-	3	3	232
Apulia	2	1,210	274	-	43	1	20	12	1,550
Basilicata	2	304	71	-	16	1	8	2	402
Calabria	1	659	192	-	31	1	13	6	897
Sicily	1	2,406	546	-	99	1	14	8	3,067
Sardinia	-	1,525	281	-	93	-	7	7	1,906
Italy	16	24,792	5,700	2	1,425	68	494	276	32,497

Payments by geographical area - Year 2025*(payment amount, millions of euros)*

Table 2b

Access to data:
TSDPAL140

Area	Cheques	Domestic bank transfers (SEPA area)		Foreign credit transfers (extra-SEPA)	Cash	Direct debits	Other		Total
		to accounts external to the State Treasury	to the State Treasury accounts				Total	of which: Pago PA	
North-West	21	70,917	69,589	25	105	99	384	165	141,140
Piedmont	2	18,213	17,187	1	30	15	70	29	35,518
Aosta Valley	-	1,811	766	-	3	10	75	60	2,665
Liguria	2	8,497	6,584	-	12	6	40	12	15,141
Lombardy	17	42,396	45,052	24	60	68	199	93	87,816
North-East	9	66,106	59,955	33	87	67	1,678	1,441	127,935
Trentino-Alto Adige	5	17,190	4,481	17	20	26	928	747	22,667
Autonomous Province of Trento	5	8,644	1,370	17	11	9	562	542	10,618
Autonomous Province of Bolzano	-	8,546	3,111	-	9	17	366	205	12,049
Veneto	1	18,179	31,183	14	28	10	222	202	49,637
Friuli Venezia Giulia	2	9,846	6,875	1	16	25	410	405	17,175
Emilia Romagna	1	20,891	17,416	1	23	6	118	87	38,456
Centre	2	58,535	39,451	15	54	91	910	67	99,058
Marche	-	5,920	6,125	13	9	4	12	8	12,083
Tuscany	1	15,564	16,259	1	13	32	820	35	32,690
Umbria	-	4,045	3,013	-	6	21	24	7	7,109
Lazio	1	33,006	14,054	1	26	34	54	17	47,176
South and Islands	20	94,874	87,808	54	102	83	1,434	140	184,375
Campania	6	22,598	29,301	40	16	34	159	31	52,154
Abruzzo	1	6,734	4,359	-	10	6	204	10	11,314
Molise	-	2,067	918	1	2	1	3	2	2,992
Apulia	2	15,786	13,606	11	11	13	429	33	29,858
Basilicata	-	2,729	2,243	-	5	7	314	4	5,298
Calabria	3	10,484	7,898	-	7	13	85	19	18,490
Sicily	7	22,590	20,040	2	23	9	222	23	42,893
Sardinia	1	11,886	9,443	-	28	-	18	18	21,376
Italy	52	290,432	256,803	127	348	340	4,406	1,813	552,508

Local government total collections
(payment number, thousands)

Table 3a

Access to data:
[TSDPAL150](#)

	Domestic bank transfers (SEPA area)			Foreign credit transfers (extra-SEPA)	Cash	Total
	to accounts external to the State Treasury	of which: Pago PA	to the State Treasury accounts			
2022 - 1st qtr	2,821	2,278	1,340	-	2,143	6,304
2nd "	3,167	2,593	1,448	-	2,163	6,778
3rd "	3,466	2,912	1,615	-	2,030	7,111
4th "	4,005	3,291	1,771	-	2,385	8,161
2023 - 1st qtr	3,651	3,061	1,381	-	2,658	7,690
2nd "	3,922	3,322	1,511	-	2,602	8,035
3rd "	4,066	3,496	1,488	-	2,574	8,128
4th "	4,726	3,942	1,806	-	3,092	9,624
2024 - 1st qtr	4,136	3,401	1,508	-	2,981	8,625
2nd "	4,433	3,616	1,697	-	3,043	9,173
3rd "	4,868	4,070	1,670	-	2,899	9,437
4th "	5,388	4,399	1,996	-	3,656	11,040
2025 - 1st qtr	4,289	3,358	1,408	-	3,569	9,266
2nd "	4,486	3,418	1,831	-	3,887	10,204
3rd "	5,026	3,951	1,801	-	3,986	10,813
4th "	5,840	4,592	2,198	-	4,730	12,768

Local government total collections*(payment amount, millions of euros)***Table 3b****Access to data:
TSDPAL160**

	Domestic bank transfers (SEPA area)			Foreign credit transfers (extra-SEPA)	Cash	Total
	to accounts external to the State Treasury	of which: Pago PA	to the State Treasury accounts			
2022 - 1st qtr	7,951	1,857	86,808	-	496	95,255
2nd "	8,100	1,957	108,507	-	510	117,117
3rd "	7,741	1,910	110,729	-	463	118,933
4th "	12,362	2,738	124,852	-	541	137,755
2023 - 1st qtr	9,452	2,191	100,388	-	845	110,685
2nd "	8,266	2,256	114,639	-	853	123,758
3rd "	9,535	2,056	116,461	-	803	126,799
4th "	14,823	3,202	137,045	-	980	152,848
2024 - 1st qtr	6,780	2,309	108,276	-	879	115,935
2nd "	8,342	2,412	116,585	-	920	125,847
3rd "	8,291	2,470	121,503	-	858	130,652
4th "	11,101	2,873	146,292	-	1,060	158,453
2025 - 1st qtr	7,102	2,181	107,221	-	987	115,310
2nd "	7,545	2,023	120,872	-	1,076	129,493
3rd "	7,195	2,136	125,697	-	1,036	133,928
4th "	12,056	2,889	146,935	-	1,206	160,197

Collections by geographical area - Year 2025*(payment number, thousands)***Table 4a****Access to data:
TSDPAL270**

Area	Domestic bank transfers (SEPA area)			Foreign credit transfers (extra-SEPA)	Cash	Total
	to accounts external to the State Treasury	of which: Pago PA	to the State Treasury accounts			
North-West	4,563	3,817	2,126	-	5,406	12,095
Piedmont	1,416	1,071	547	-	1,362	3,325
Aosta Valley	103	91	27	-	100	230
Liguria	526	445	238	-	622	1,386
Lombardy	2,518	2,210	1,314	-	3,322	7,154
North-East	4,369	3,749	1,298	-	4,160	9,827
Trentino-Alto Adige	1,244	1,180	153	-	1,018	2,415
Autonomous Province of Trento	440	376	79	-	345	864
Autonomous Province of Bolzano	804	804	74	-	673	1,551
Veneto	1,448	1,142	457	-	1,488	3,393
Friuli Venezia Giulia	577	563	202	-	735	1,514
Emilia Romagna	1,100	864	486	-	919	2,505
Centre	4,038	2,741	1,330	-	2,307	7,675
Marche	459	340	312	-	402	1,173
Tuscany	1,688	1,144	439	-	819	2,946
Umbria	306	183	101	-	142	549
Lazio	1,585	1,074	478	-	944	3,007
South and Islands	6,670	5,012	2,484	-	4,299	13,453
Campania	806	657	476	-	766	2,048
Abruzzo	425	364	293	-	365	1,083
Molise	67	44	124	-	84	275
Apulia	1,605	1,381	348	-	1,048	3,001
Basilicata	164	141	75	-	160	399
Calabria	756	655	271	-	377	1,404
Sicily	2,182	1,185	523	-	1,188	3,893
Sardinia	665	585	374	-	311	1,350
Italy	19,640	15,319	7,238	-	16,172	43,050

Collections by geographical area - Year 2025*(payment amount, millions of euros)***Table 4b****Access to data:
TSDPAL280**

Area	Domestic bank transfers (SEPA area)			Foreign credit transfers (extra-SEPA)	Cash	Total
	to accounts external to the State Treasury	of which: Pago PA	to the State Treasury accounts			
North-West	6,218	2,676	132,974	-	1,389	140,581
Piedmont	2,727	789	32,331	-	366	35,424
Aosta Valley	246	71	2,645	-	34	2,925
Liguria	837	443	14,237	-	151	15,225
Lombardy	2,408	1,373	83,761	-	838	87,007
North-East	7,173	2,554	121,052	-	995	129,220
Trentino-Alto Adige	3,049	1,029	20,653	-	253	23,955
Autonomous Province of Trento	2,492	472	8,598	-	103	11,193
Autonomous Province of Bolzano	557	557	12,055	-	150	12,762
Veneto	1,812	715	47,198	-	296	49,306
Friuli Venezia Giulia	410	278	17,247	-	193	17,850
Emilia Romagna	1,902	532	35,954	-	253	38,109
Centre	6,480	1,305	80,208	-	667	87,355
Marche	614	180	11,028	-	130	11,772
Tuscany	1,310	551	28,356	-	229	29,895
Umbria	534	130	6,115	-	50	6,699
Lazio	4,022	444	34,709	-	258	38,989
South and Islands	14,028	2,696	166,492	-	1,255	181,775
Campania	1,992	688	49,199	-	289	51,480
Abruzzo	523	136	10,556	-	107	11,186
Molise	138	17	2,769	-	27	2,934
Apulia	1,256	744	25,375	-	243	26,874
Basilicata	336	48	4,633	-	41	5,010
Calabria	774	277	16,857	-	107	17,738
Sicily	8,474	475	34,177	-	333	42,984
Sardinia	535	311	22,926	-	108	23,569
Italy	33,899	9,231	500,726	-	4,306	538,931

Methodological Appendix

General Methodological Notes

The data on payments and collections presented in this statistical publication cover transactions carried out within the framework of the State Treasury, as well as transactions processed through the SIOPE+ infrastructure relating to local government entities.

Payments and collections executed by bank transfer and originating from, or credited to, accounts (IBANs) domiciled in countries belonging to the SEPA¹ area are classified as *domestic*, while those relating to countries outside the SEPA area are classified as *foreign*.

With regard to collections, the number of PagoPA transactions refers to the daily aggregated transfers made by each Payment Service Provider (PSP) to the State Treasury or to the cashiers/treasurers of local government entities. These transfers are executed on the day following the payment by the payer. This figure does not represent the number of individual payment transactions carried out via the PagoPA platform.

Data are compiled on a quarterly basis – with the exception of data for local government entities aggregated by geographical area, which are compiled on an annual basis – and refer to the number and value of transactions effectively settled during the reference period, irrespective of the date on which the payment order was initiated.

Regulatory, organisational or technical changes may give rise to breaks in time series. Any data revisions or reclassifications are incorporated in subsequent editions of the publication and are duly indicated.

State Treasury Section

Statistics on State Treasury payments and collections are compiled using information drawn from systems operated by the Bank of Italy in the provision of treasury services to the State. They also draw on data from payment and collection services rendered to Italy's tax authorities (Revenue Agency, Customs and Monopolies Agency, and Public Property Agency) and, to a limited extent, from the disbursement of certain benefits by the National Social Security Institute (INPS)².

Payments and collections are settled through a set of accounts belonging to the so-called budgetary and treasury accounting system, which comprises: 1) State budget accounts (elementary budget units); 2) treasury current accounts and special accounting accounts; 3) accounts used for the settlement of payment and collection services (held by INPS and tax authorities)³.

Transactions are classified into the following categories: 1) transactions to the State Treasury accounts (i.e. transfers between treasury accounts and between such accounts and the State budget, the so-called *girofondi*); 2) transactions to accounts external to the State Treasury (i.e. transfers to or from accounts outside the budgetary and treasury accounting system); 3) payments executed by bank transfers payable

¹ <https://www.bancaditalia.it/compiti/sispaga-mercato/sepa/>.

² For a description of the treasury services provided to the State and of the payment and collection services rendered to INPS and tax authorities, see [Banca d'Italia - Treasury services](#).

³ It should be noted that the statistics relating to the State Treasury section do not include payment and collection transactions settled on the Treasury accounts of administrations operating under the Single Treasury regime (pursuant to Law No. 720/1984, Table A), including daily remittances carried out by the treasurers of such entities to Treasury accounts. In order to avoid double counting, these data – with reference to administrations participating in the SIOPE+ platform – are instead reported in the tables of the Local Government section. Although minor differences remain between the perimeter of administrations operating under the Single Treasury regime and that of administrations participating in the SIOPE+ platform, these differences are overall negligible and do not affect the representation of the phenomena under observation (number and value of payments and collections).

through the postal network. These include State budget and Treasury payments settled in cash or, as of 2025, through the issuance of a credit instrument at post office counters.

As of 1 January 2025, following the implementation of the ReTes programme⁴, State Treasury payment and collection procedures were substantially revised, leading to a break in the time series for both the number and the value of transactions.

Description of tables

TSDPTS010 – TSDPTS020 State Treasury total payments – bank transfers from the State budget, Treasury current accounts and special accounts, the National Social Security Institute and tax authorities

The tables report, respectively, the number and the value (in euro) of payments executed by bank transfer from State budget accounts, from treasury current accounts and special accounting accounts, and from the accounts used for the settlement of payment services of INPS and the tax authorities.

TSDPTS030 – TSDPTS040 State Treasury payments – bank transfers from the State budget

The tables report, respectively, the number and the value (in euro) of payments executed by bank transfer from State budget accounts in execution of payment orders issued by State administrations (e.g. ministries) and their territorial offices.

TSDPTS050 – TSDPTS060 State Treasury payments – bank transfers from Treasury current accounts and special accounts

The tables report, respectively, the number and the value (in euro) of payments executed by bank transfer from treasury current accounts and special accounting accounts. Bank transfers executed from the accounts used for the settlement of payment and collection services of INPS and the tax authorities are excluded (see Tables TSDPTS070 and TSDPTS080).

TSDPTS070 – TSDPTS080 Bank of Italy payment services – bank transfers from the National Social Security Institute and tax authorities

The tables report, respectively, the number and the value (in euro) of payments executed by bank transfer from the accounts used for the settlement of payment services of INPS and the tax authorities.

TSDPTS090 – TSDPTS100 State Treasury total collections – bank transfers to the State budget, Treasury current accounts and special accounts, the National Social Security Institute and tax authorities

The tables report, respectively, the number and the value (in euro) of collections by bank transfer credited to State budget accounts, treasury current accounts and special accounting accounts, and to the accounts used for the settlement of collection services of INPS and the tax authorities.

TSDPTS110 – TSDPTS120 State Treasury collections – bank transfers to the State budget

The tables report, respectively, the number and the value (in euro) of collections by bank transfer credited to State budget accounts.

⁴ For a description of the main innovations introduced by the ReTes programme, see [Banca d'Italia - Programma Re.Tes](#).

TSDPTS130 – TSDPTS140 State Treasury collections – bank transfers to Treasury current accounts and special accounts

The tables report, respectively, the number and the value (in euro) of collections by bank transfer credited to treasury current accounts and special accounting accounts. Bank transfers credited to the accounts used for the settlement of payment and collection services of INPS and the tax authorities are excluded (see tables TSDPTS150 and TSDPTS160).

TSDPTS150 – TSDPTS160 Bank of Italy collection services – bank transfers to the National Social Security Institute and tax authorities

The tables report, respectively, the number and the value (in euro) of collections by bank transfer credited to the accounts used for the settlement of collection services of INPS and the tax authorities.

Local Government Section

Statistics on payments and collections of local government entities⁵ are compiled using information transmitted by entities directly participating in the SIOPE+ infrastructure⁶.

Local government entities are identified in accordance with the list of the institutional units belonging to the General Government sector (Sector S13) produced by Istat.

Payment transactions are classified, based on the instrument used, into the following categories: 1) cheques, including bank and postal cheques; 2) domestic bank transfers, further distinguished into transfers to accounts external to the State Treasury and to the State Treasury accounts (*girofondi*); 3) foreign bank transfers; 4) cash, including cash payments payable at the counter of the entity's treasurer/cashier; 5) direct debits, including payments for which a SEPA Direct Debit has been activated or payments made via ordinary electronic F24 forms; 6) other, including payments ordered through a paper-based or digital document associated with the payment order (e.g. paper F24/F23 forms, MAV, RAV or other paper notices for which no specific payment instrument is provided), as well as payments made through PagoPA (for which a breakdown is provided).

Collection transactions are classified, based on the instrument used, into the following categories: 1) domestic bank transfers, further distinguished into transfers to accounts external to the State Treasury, which include collections made via PagoPA (for which a breakdown is provided), and transfers to the State Treasury accounts (*girofondi*); 2) foreign bank transfers; 3) cash, including cash collections payable at the counter of the treasurer/cashier.

Description of tables

TSDPAL010 - TSDPAL020 Local government total payments

The tables report, respectively, the number (*thousands*) and the value (*millions of euros*) of payments made by local government, by payment instrument.

TSDPAL030 - TSDPAL040 Payments – Regions and Autonomous Provinces of Trento and Bolzano

The tables report, respectively, the number (*thousands*) and the value (*millions of euros*) of payments made by Regions and the Autonomous Provinces of Trento and Bolzano, by payment instrument.

⁵ Transactions reported by the administrations as internal transfers (*partite di giro*) are excluded. Compared with the data published on the website www.siope.it, discrepancies in aggregate inflows and outflows may be observed for certain sectors and periods; these are mainly attributable to the lack of sufficiently detailed information to accurately identify the payment and collection instruments underlying transactions ordered by entities participating in SIOPE+.

⁶ For a description of the SIOPE+ infrastructure, see [Banca d'Italia - SIOPE+](#).

TSDPAL050 - TSDPAL060 Payments – Local authorities

The tables report, respectively, the number (*thousands*) and the value (*millions of euros*) of payments made by local authorities, as identified pursuant to Article 2(1) of the Consolidated Act on Local Authorities (Legislative Decree No. 267 of 18 August 2000), by payment instrument.

TSDPAL070 - TSDPAL080 Payments – Local health authorities

The tables report, respectively, the number (*thousands*) and the value (*millions of euros*) of payments made by local health authorities, by payment instrument.

TSDPAL090 - TSDPAL100 Payments – Universities

The tables report, respectively, the number (*thousands*) and the value (*millions of euros*) of payments made by universities, by payment instrument.

TSDPAL110 - TSDPAL120 Payments – Other entities

The tables report, respectively, the number (*thousands*) and the value (*millions of euros*) of payments made by other local government entities, by payment instrument.

TSDPAL130 - TSDPAL140 Payments by geographical area

The tables report, respectively, the number (*thousands*) and the value (*millions of euros*) of payments made by local government, by payment instrument and by geographical area (macro-areas and regions).

TSDPAL150 - TSDPAL160 Local government total collections

The tables report, respectively, the number (*thousands*) and the value (*millions of euros*) of collections recorded by local government, by collection instrument.

TSDPAL170 - TSDPAL180 Collections – Regions and Autonomous Provinces of Trento and Bolzano

The tables report, respectively, the number (*thousands*) and the value (*millions of euros*) of collections recorded by Regions and the Autonomous Provinces of Trento and Bolzano, by collection instrument.

TSDPAL190 - TSDPAL200 Collections – Local authorities

The tables report, respectively, the number (*thousands*) and the value (*millions of euros*) of collections recorded by local authorities, as identified pursuant to Article 2(1) of the Consolidated Act on Local Authorities (Legislative Decree No. 267 of 18 August 2000), by collection instrument.

TSDPAL210 - TSDPAL220 Collections – Local health authorities

The tables report, respectively, the number (*thousands*) and the value (*millions of euros*) of collections recorded by local health authorities, by collection instrument.

TSDPAL230 - TSDPAL240 Collections – Universities

The tables report, respectively, the number (*thousands*) and the value (*millions of euros*) of collections recorded by universities, by collection instrument.

TSDPAL250 – TSDPAL260 Collections – Other entities

The tables report, respectively, the number (*thousands*) and the value (*millions of euros*) of collections recorded by other local government entities, by collection instrument.

TSDPAL270 – TSDPAL280 Collections by geographical area

The tables report, respectively, the number (*thousands*) and the value (*millions of euros*) of collections recorded by local government, by collection instrument and by geographical area (macro-areas and regions).

'Statistics' series publications are available on the Bank of Italy's site:

<http://www.bancaditalia.it/statistiche/>

Requests for clarifications concerning data contained in this publication can be sent by e-mail to statistiche@bancaditalia.it

Publication not subject to registration pursuant to Article 3 bis of Law 103/2012