

The Public Finances: Borrowing Requirement and Debt

16 March 2020

For further information: statistiche@bancaditalia.it
www.bancaditalia.it/statistiche/index.html

Figure 1

General government debt
(billions of euros)

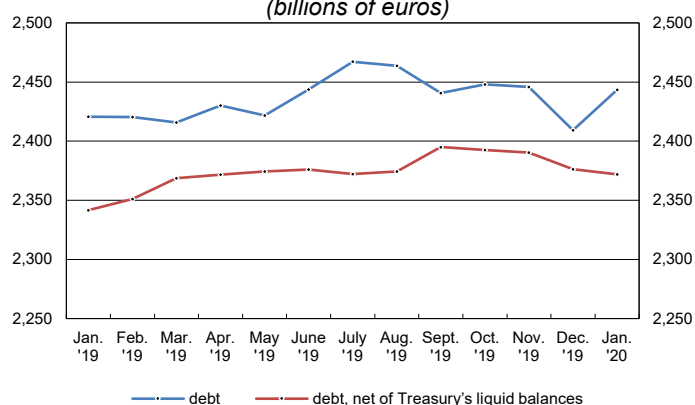


Figure 2

General government debt holders
(percentage of total debt)

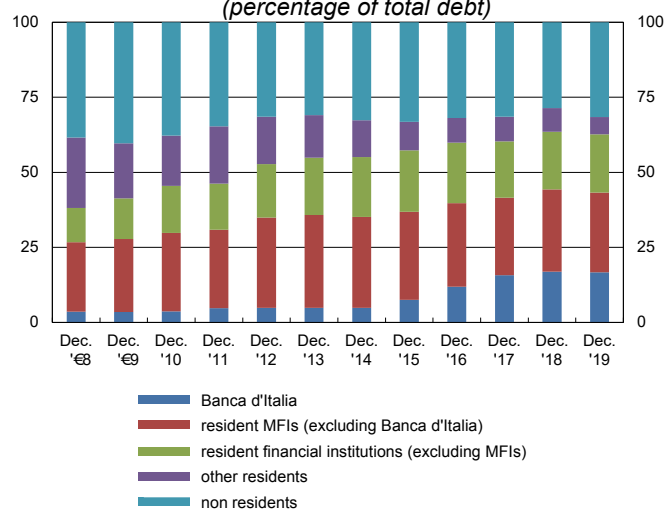


Figure 3

Change in general government debt
(change on previous month; billions of euros)

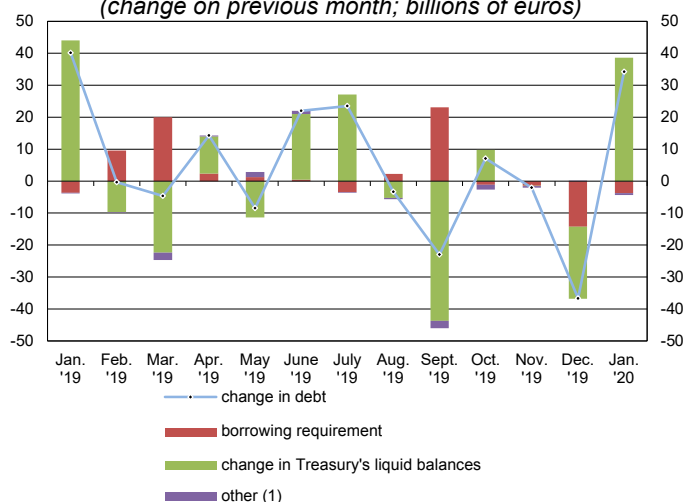
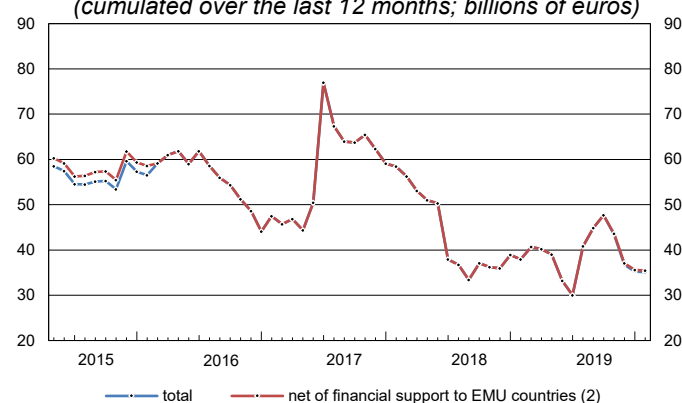


Figure 4

General government borrowing requirement
(cumulated over the last 12 months; billions of euros)



(1) Overall effect of: a) premiums and discounts at issuance and at redemption; b) appreciation of inflation-indexed bonds; c) exchange rate variations. - (2) The series excludes liabilities connected with loans granted to countries belonging to the EMU member States, both bilaterally and via the European Financial Stability Facility (EFSF), and with the contribution to European Stability Mechanism (ESM) paid-in capital.

General information

- I Unless indicated otherwise, figures have been computed by the Bank of Italy.
- II Symbols and Conventions:
 - the phenomenon does not occur;
 - the phenomenon occurs but its value is not known;
 - .. the value is known but is nil or less than half the final digit shown.

Figures in parentheses in roman type () are provisional. Those in parentheses in italics () are estimated.
- III The tables are identified both by a number and by an alphanumeric code that defines the content of the table in the electronic database holding the information to be released to the public. A similar code identifies the different aggregates shown in each table.

Contents

General information

Access to data in BDS:

Table 1	- Formation of the central government borrowing requirement	<u>TCCE0100</u>
Table 2	- Financing of the general government borrowing requirement: by instrument	<u>TCCE0125</u>
Table 3	- Financing of the general government borrowing requirement: by subsector	<u>TCCE0155</u>
Table 4	- General government debt: by instrument	<u>TCCE0175</u>
Table 5	- General government debt: by holding sector	<u>TCCE0200</u>
Table 6	- General government debt: by subsector	<u>TCCE0225</u>
Table 7	- General government debt: by residual maturity	<u>TCCE0325</u>
Table 8	- General government debt: by original maturity, instrument, currency of denomination and residence of the creditors	<u>TCCE0350</u>
Table 9	- Central government debt: by original maturity, instrument, currency of denomination and residence of the creditors	<u>TCCE0375</u>
Table 10	- Local government debt: by subsector and instrument	<u>TCCE0250</u>
Table 11	- Local government debt: by geographical area	<u>TCCE0275</u>
Table 12	- General government debt, deposits and other assets	<u>TCCE0300</u>
Methodological appendix		

[Tables available only on BDS](#)

[Main indicators of Public Finances](#)

The Public Finances: Borrowing Requirement and Debt

Table 1

[Access to data:](#)

[TCCE0100](#)

Formation of the central government borrowing requirement

(millions of euros)

	Budget receipts			Budget payments			State budget balance (a)	Change in the balance of Treasury account		Central government borrowing requirement -(a+b)	Privatization receipts (c)	Central government borrowing requirement net of privatization receipts -(a+b)+c
	Tax revenue (1)	Other revenue	Total	Current expenditure	Capital expenditure	Total		(b)	of which: Tax collection accounts (2)			
2018	463,389	61,742	525,132	532,611	38,613	571,224	-46,092	5,921	-3	40,171	2	40,173
2019	(461,732)	(62,620)	(524,352)	(552,782)	(38,831)	(591,613)	(-67,261)	(28,572)	(-167)	(38,689)	(..)	(38,689)
2018 - Feb.	29,439	2,248	31,688	26,319	5,718	32,037	-350	-6,327	194	6,677	..	6,677
Mar.	28,501	2,134	30,635	70,194	928	71,122	-40,487	19,862	-150	20,625	..	20,625
Apr.	29,981	6,911	36,892	35,127	2,296	37,424	-532	-2,817	221	3,349	..	3,349
May	33,577	4,447	38,023	55,021	2,874	57,895	-19,871	12,467	352	7,404	..	7,405
June	31,885	4,222	36,107	40,080	2,141	42,221	-6,114	2,829	452	3,285	..	3,285
July	49,379	7,453	56,832	42,855	1,855	44,710	12,123	163	-140	-12,285	..	-12,285
Aug.	43,716	1,781	45,497	27,064	1,880	28,944	16,554	-14,695	-486	-1,858	..	-1,858
Sept.	28,116	1,469	29,585	58,058	5,347	63,405	-33,820	13,445	532	20,375	..	20,375
Oct.	31,370	4,637	36,006	40,501	1,569	42,070	-6,063	3,140	-410	2,923	1	2,924
Nov.	38,973	4,431	43,404	51,335	2,467	53,802	-10,398	5,080	1,197	5,318	..	5,318
Dec.	84,739	19,381	104,120	66,485	10,756	77,242	26,878	-14,400	-237	-12,478	..	-12,478
2019 - Jan.	(34,510)	(2,919)	(37,429)	(20,585)	(234)	(20,819)	(16,610)	(-13,467)	(-605)	(-3,143)	(..)	(-3,143)
Feb.	(28,937)	(2,278)	(31,215)	(53,833)	(4,606)	(58,439)	(-27,224)	(17,719)	(-31)	(9,505)	(..)	(9,505)
Mar.	(28,723)	(2,720)	(31,443)	(54,956)	(2,518)	(57,474)	(-26,031)	(5,572)	(-108)	(20,459)	(..)	(20,459)
Apr.	(30,363)	(9,390)	(39,754)	(55,164)	(1,541)	(56,705)	(-16,952)	(15,488)	(166)	(1,464)	(..)	(1,464)
May	(34,120)	(3,222)	(37,342)	(25,361)	(1,547)	(26,908)	(10,435)	(-11,734)	(484)	(1,299)	(..)	(1,299)
June	(32,654)	(4,687)	(37,341)	(27,035)	(2,505)	(29,540)	(7,801)	(-9,213)	(-249)	(1,412)	(..)	(1,412)
July	(46,462)	(7,206)	(53,669)	(76,752)	(5,298)	(82,050)	(-28,381)	(31,731)	(-479)	(-3,350)	(..)	(-3,350)
Aug.	(41,397)	(1,621)	(43,018)	(28,763)	(1,000)	(29,763)	(13,256)	(-15,653)	(-406)	(2,397)	(..)	(2,397)
Sept.	(28,039)	(3,326)	(31,365)	(32,326)	(1,396)	(33,721)	(-2,356)	(-21,019)	(766)	(23,375)	(..)	(23,375)
Oct.	(39,067)	(2,665)	(41,732)	(36,178)	(3,625)	(39,803)	(1,929)	(-592)	(-204)	(-1,337)	(..)	(-1,337)
Nov.	(42,277)	(5,038)	(47,315)	(57,177)	(3,814)	(60,992)	(-13,676)	(15,179)	(502)	(-1,503)	(..)	(-1,503)
Dec.	(75,183)	(17,546)	(92,729)	(84,653)	(10,747)	(95,400)	(-2,671)	(14,560)	(-3)	(-11,889)	(..)	(-11,889)
2020 - Jan.	(35,919)	(3,199)	(39,118)	(28,109)	(1,378)	(29,487)	(9,631)	(-3,853)	(-681)	(-5,778)	(..)	(-5,778)

(1) The revenues shown in this table do not correspond to the taxes actually paid. The monthly flows are observed with reference to the time receipts are entered in the state budget, which, since May 1998, has not been the same as the time they are paid. In fact, as of May 1998, the main central government taxes are paid to the Treasury (and entered in the so-called "Tax collection accounts") and allocated to the various items of the state budget only some time afterwards. - (2) The flows shown under this heading refer to the changes in the balance of the "Tax collection accounts". A positive flow indicates an increase in the balance (the taxes received exceeded those allocated to the state budget) and vice versa.

The Public Finances: Borrowing Requirement and Debt

Table 2

[Access to data:](#)

[TCCE0125](#)

Financing of the general government borrowing requirement: by instrument

(millions of euros)

	Currency and deposits		Short-term securities	Medium and long-term securities	MFI loans	Other liabilities	Transactions in debt instruments	Change in Treasury's liquid balances: (positive value: -)		General government borrowing requirement
		of which: Post Office funds							of which: change in investments of liquidity (positive value: -)	
2018	5,235	-2,126	795	42,329	-4,458	735	44,636	-5,755	19,500	38,881
2019	(-10,300)	(-4,708)	(6,429)	(43,913)	(-7,154)	(156)	(33,044)	(2,161)	(-18,000)	(35,205)
2018 - Feb.	-1,080	-525	-45	1,577	508	-358	602	6,223	16,000	6,825
Mar.	2,372	-243	2	15,234	-230	-333	17,045	3,472	5,500	20,518
Apr.	-2,279	-82	-5	12,370	744	104	10,934	-7,311	2,000	3,624
May	-801	-541	-118	13,309	39	100	12,529	-5,432	..	7,097
June	-2,312	342	735	-5,666	849	818	-5,577	9,178	-4,750	3,601
July	5,627	-185	-204	16,952	-3,825	-1,253	17,296	-31,579	-2,500	-14,283
Aug.	-2,316	447	-586	-13,809	93	17	-16,601	14,901	-1,020	-1,700
Sept.	-1,051	-593	156	5,468	313	-74	4,811	15,433	-5,600	20,245
Oct.	-1,222	178	-4	4,552	-423	-703	2,200	970	-1,420	3,170
Nov.	-101	-818	448	6,406	806	974	8,532	-3,279	2,070	5,253
Dec.	2,693	643	-5,890	-26,635	-1,213	1,409	-29,637	16,862	18,350	-12,775
2019 - Jan.	(3,974)	(-1,044)	(8,033)	(29,421)	(-527)	(-514)	(40,387)	(-44,023)	(-13,990)	(-3,637)
Feb.	(-3,900)	(-369)	(-112)	(3,998)	(-260)	(65)	(-209)	(9,796)	(-2,000)	(9,587)
Mar.	(167)	(-2,138)	(595)	(-3,245)	(-181)	(308)	(-2,356)	(22,364)	(1,350)	(20,008)
Apr.	(885)	(1,313)	(682)	(12,685)	(-195)	(-110)	(13,948)	(-11,560)	(-1,350)	(2,388)
May	(-1,016)	(-646)	(333)	(-10,086)	(961)	(-231)	(-10,040)	(11,348)	(3,000)	(1,308)
June	(-1,782)	(-1,132)	(-408)	(23,070)	(-541)	(668)	(21,007)	(-20,544)	(-3,000)	(463)
July	(5,821)	(1,614)	(-86)	(19,085)	(-2,320)	(1,139)	(23,639)	(-27,089)	(3,000)	(-3,450)
Aug.	(-59)	(-1,262)	(1,764)	(-4,497)	(66)	(-279)	(-3,005)	(5,293)	(-3,010)	(2,288)
Sept.	(1,793)	(-278)	(1,008)	(-22,975)	(58)	(-524)	(-20,639)	(43,743)	(-10,000)	(23,104)
Oct.	(-216)	(1,225)	(1,243)	(7,479)	(-57)	(169)	(8,617)	(-9,753)	(-3,400)	(-1,136)
Nov.	(-5,202)	(-1,846)	(-43)	(3,575)	(341)	(-167)	(-1,495)	(60)	(2,000)	(-1,435)
Dec.	(-10,765)	(-145)	(-6,579)	(-14,597)	(-4,500)	(-370)	(-36,810)	(22,527)	(9,400)	(-14,283)
2020 - Jan.	(2,699)	(-1,753)	(5,798)	(25,077)	(1,096)	(188)	(34,857)	(-38,614)	(-6,000)	(-3,757)

The Public Finances: Borrowing Requirement and Debt

Table 3

[Access to data:](#)
[TCCE0155](#)

Financing of the general government borrowing requirement: by subsector

(millions of euros)

	Central government borrowing requirements			Additional borrowing requirement of local government			Additional borrowing requirement of social security institutions	General government borrowing requirement	General government borrowing requirement net of debt settlement and privatization receipts
	of which:			of which:					
	Securities	MFI loans		Securities	MFI loans				
2018	40,171	44,313	-3,343	-1,282	-1,189	-1,083	-8	38,881	38,863
2019	(38,689)	(51,418)	(-4,606)	(-3,456)	(-1,076)	(-2,530)	(-28)	(35,205)	(35,189)
2018 - Feb.	6,677	1,552	125	61	-20	313	87	6,825	6,825
Mar.....	20,625	15,277	-334	-74	-41	108	-33	20,518	20,515
Apr.	3,349	12,400	721	226	-35	2	49	3,624	3,624
May.....	7,404	13,311	289	-337	-121	-283	30	7,097	7,097
June.....	3,285	-4,649	106	346	-282	757	-30	3,601	3,601
July	-12,285	16,821	-1,747	-2,006	-74	-2,069	8	-14,283	-14,283
Aug.	-1,858	-14,364	-17	153	-31	114	6	-1,700	-1,700
Sept.	20,375	5,665	126	-10	-42	285	-120	20,245	20,244
Oct.	2,923	4,582	-453	252	-34	49	-6	3,170	3,170
Nov.	5,318	6,957	719	-63	-104	88	-1	5,253	5,253
Dec.	-12,478	-32,172	-615	-300	-353	-602	3	-12,775	-12,783
2019 - Jan.....	(-3,143)	(37,497)	(188)	(-544)	(-44)	(-764)	(51)	(-3,637)	(-3,637)
Feb.	(9,505)	(3,905)	(-340)	(29)	(-19)	(29)	(53)	(9,587)	(9,587)
Mar.....	(20,459)	(-2,608)	(14)	(-454)	(-42)	(-200)	(3)	(20,008)	(20,008)
Apr.	(1,464)	(13,400)	(-623)	(891)	(-34)	(401)	(33)	(2,388)	(2,387)
May.....	(1,299)	(-9,629)	(592)	(40)	(-124)	(389)	(-32)	(1,308)	(1,308)
June.....	(1,412)	(22,942)	(-373)	(-970)	(-280)	(-188)	(22)	(463)	(463)
July	(-3,350)	(19,043)	(-1,754)	(-76)	(-44)	(-533)	(-24)	(-3,450)	(-3,450)
Aug.	(2,397)	(-2,705)	(4)	(-130)	(-28)	(29)	(20)	(2,288)	(2,287)
Sept.	(23,375)	(-21,925)	(15)	(-286)	(-42)	(25)	(14)	(23,104)	(23,103)
Oct.	(-1,337)	(8,754)	(-41)	(371)	(-32)	(157)	(-169)	(-1,136)	(-1,137)
Nov.	(-1,503)	(3,638)	(151)	(65)	(-106)	(183)	(3)	(-1,435)	(-1,438)
Dec.	(-11,889)	(-20,894)	(-2,439)	(-2,392)	(-282)	(-2,059)	(-2)	(-14,283)	(-14,292)
2020 - Jan.....	(-5,778)	(30,920)	(-892)	(2,023)	(-45)	(1,987)	(-2)	(-3,757)	(-3,757)

The Public Finances: Borrowing Requirement and Debt

Table 4

[Access to data:](#)

[TCCE0175](#)

General government debt: by instrument

(millions of euros)

	Currency and deposits		Short-term securities	Medium and long-term securities	MFI loans	Other liabilities		General Government debt			
		of which: Post Office funds					of which: connected with EFSF loans		of which:		
									In foreign currency	At medium and long terms	of which: variable rate
2018	237,605	72,307	107,358	1,855,938	131,967	47,711	33,893	2,380,578	3,180	2,024,976	392,367
2019	(227,305)	(67,599)	(113,786)	(1,895,474)	(124,813)	(47,867)	(33,509)	(2,409,245)	(3,247)	(2,057,904)	(387,107)
2018 - Feb.	236,995	73,159	112,824	1,821,121	134,814	46,652	33,893	2,352,407	3,065	1,992,431	394,771
Mar.....	239,367	72,916	112,826	1,835,049	134,585	46,319	33,893	2,368,146	3,019	2,006,225	398,317
Apr.	237,088	72,834	112,822	1,847,085	135,329	46,423	33,893	2,378,747	3,053	2,019,803	390,822
May	236,288	72,293	112,704	1,861,934	135,368	46,523	33,893	2,392,816	3,126	2,034,431	404,701
June.....	233,976	72,634	113,438	1,857,588	136,216	47,341	33,893	2,388,559	3,122	2,030,382	408,564
July	239,603	72,450	113,234	1,876,452	132,391	46,088	33,893	2,407,768	3,103	2,045,798	412,753
Aug.	237,287	72,897	112,648	1,863,341	132,484	46,105	33,893	2,391,866	3,116	2,032,844	414,408
Sept.	236,236	72,304	112,804	1,868,929	132,797	46,031	33,893	2,396,797	3,136	2,038,800	402,908
Oct.	235,014	72,482	112,800	1,874,427	132,374	45,328	33,893	2,399,943	3,176	2,043,996	401,102
Nov.	234,913	71,664	113,248	1,882,008	133,180	46,302	33,893	2,409,651	3,172	2,051,756	395,157
Dec.	237,605	72,307	107,358	1,855,938	131,967	47,711	33,893	2,380,578	3,180	2,024,976	392,367
2019 - Jan.....	(241,579)	(71,263)	(115,391)	(1,885,150)	(131,440)	(47,197)	(33,893)	(2,420,757)	(3,174)	(2,054,062)	(394,363)
Feb.	(237,679)	(70,894)	(115,279)	(1,889,016)	(131,180)	(47,262)	(33,893)	(2,420,416)	(3,220)	(2,058,208)	(399,415)
Mar.....	(237,846)	(68,756)	(115,874)	(1,883,481)	(130,999)	(47,570)	(33,893)	(2,415,770)	(3,224)	(2,052,552)	(398,011)
Apr.	(238,731)	(70,069)	(116,556)	(1,896,546)	(130,804)	(47,460)	(33,893)	(2,430,098)	(3,225)	(2,065,677)	(400,517)
May	(237,715)	(69,423)	(116,888)	(1,888,044)	(131,765)	(47,229)	(33,893)	(2,421,641)	(3,232)	(2,057,563)	(403,687)
June.....	(235,933)	(68,291)	(116,480)	(1,912,115)	(131,224)	(47,897)	(33,893)	(2,443,650)	(3,193)	(2,080,349)	(405,011)
July	(241,754)	(69,905)	(116,394)	(1,931,018)	(128,905)	(49,036)	(33,893)	(2,467,106)	(3,228)	(2,097,817)	(406,671)
Aug.	(241,695)	(68,643)	(118,158)	(1,926,169)	(128,971)	(48,758)	(33,893)	(2,463,750)	(3,253)	(2,092,858)	(407,203)
Sept.	(243,488)	(68,365)	(119,165)	(1,900,903)	(129,029)	(48,234)	(33,893)	(2,440,819)	(3,293)	(2,067,741)	(389,494)
Oct.	(243,272)	(69,590)	(120,408)	(1,906,841)	(128,972)	(48,403)	(33,701)	(2,447,895)	(3,245)	(2,073,937)	(399,889)
Nov.	(238,070)	(67,744)	(120,365)	(1,909,910)	(129,313)	(48,237)	(33,509)	(2,445,894)	(3,287)	(2,076,901)	(387,980)
Dec.	(227,305)	(67,599)	(113,786)	(1,895,474)	(124,813)	(47,867)	(33,509)	(2,409,245)	(3,247)	(2,057,904)	(387,107)
2020 - Jan.....	(230,004)	(65,846)	(119,584)	(1,919,933)	(125,908)	(48,054)	(33,509)	(2,443,483)	(3,285)	(2,083,687)	(388,248)

The Public Finances: Borrowing Requirement and Debt

Table 5

[Access to data:](#)
[TCCE0200](#)

General government debt: by holding sector

(millions of euros)

	Bank of Italy		Other resident MFIs		Other resident financial institutions		Other residents		Non residents		General government debt
		of which: Securities		of which: Securities		of which: Securities		of which: Securities		of which: Securities	
2018	401,513	396,872	654,929	384,082	455,120	445,943	187,633	106,511	681,383	629,887	2,380,578
2019	(403,308)	(398,560)	(638,732)	(379,552)	(467,773)	(458,904)	(139,832)	(62,087)	(759,600)	(710,158)	(2,409,245)
2018 - Feb.	372,457	367,888	613,680	342,355	438,840	430,305	186,924	104,543	740,505	688,854	2,352,407
Mar.....	375,324	370,743	614,801	341,386	444,496	436,094	169,354	87,022	764,171	712,630	2,368,146
Apr.	378,133	373,551	617,031	345,343	430,646	422,140	178,398	96,730	774,540	722,143	2,378,747
May.....	381,211	376,619	644,432	373,381	453,224	444,619	163,044	81,504	750,906	698,515	2,392,816
June.....	384,838	380,244	657,585	387,486	453,839	444,416	176,097	94,527	716,201	664,354	2,388,559
July	388,399	383,799	663,817	392,228	457,316	449,054	174,016	92,141	724,220	672,464	2,407,768
Aug.	391,193	386,591	662,497	393,820	455,690	447,410	174,055	91,614	708,432	656,554	2,391,866
Sept.	394,626	390,014	663,020	395,216	451,705	443,529	179,448	96,751	707,999	656,223	2,396,797
Oct.	396,650	392,021	666,554	400,917	437,637	430,136	195,445	112,271	703,657	651,883	2,399,943
Nov.	398,886	394,249	667,661	401,887	458,799	450,322	185,372	101,637	698,933	647,161	2,409,651
Dec.	401,513	396,872	654,929	384,082	455,120	445,943	187,633	106,511	681,383	629,887	2,380,578
2019 - Jan.....	(404,148)	(399,506)	(666,259)	(393,578)	(479,513)	(470,851)	(169,046)	(86,278)	(701,790)	(650,328)	(2,420,757)
Feb.	(404,883)	(400,228)	(673,984)	(403,031)	(469,344)	(460,796)	(175,027)	(94,434)	(697,178)	(645,805)	(2,420,416)
Mar.....	(404,984)	(400,328)	(674,500)	(401,668)	(465,588)	(456,732)	(171,223)	(92,348)	(699,475)	(648,280)	(2,415,770)
Apr.	(405,793)	(401,131)	(679,483)	(407,448)	(488,824)	(480,078)	(151,868)	(71,452)	(704,130)	(652,994)	(2,430,098)
May.....	(403,476)	(398,805)	(680,370)	(407,908)	(480,953)	(472,718)	(157,983)	(77,767)	(698,860)	(647,735)	(2,421,641)
June.....	(404,780)	(400,107)	(669,108)	(397,454)	(458,545)	(449,742)	(180,331)	(101,005)	(730,886)	(680,287)	(2,443,650)
July	(406,842)	(402,152)	(674,727)	(401,961)	(475,430)	(465,632)	(161,838)	(79,911)	(748,269)	(697,756)	(2,467,106)
Aug.	(405,767)	(401,076)	(673,465)	(399,663)	(474,650)	(465,141)	(150,559)	(69,644)	(759,308)	(708,804)	(2,463,750)
Sept.	(403,986)	(399,270)	(672,317)	(397,350)	(467,245)	(458,259)	(144,400)	(62,720)	(752,871)	(702,469)	(2,440,819)
Oct.	(402,224)	(397,495)	(668,926)	(395,336)	(480,351)	(471,204)	(132,973)	(49,941)	(763,422)	(713,273)	(2,447,895)
Nov.	(403,661)	(398,917)	(661,234)	(390,141)	(475,272)	(466,100)	(138,248)	(57,654)	(767,478)	(717,464)	(2,445,894)
Dec.	(403,308)	(398,560)	(638,732)	(379,552)	(467,773)	(458,904)	(139,832)	(62,087)	(759,600)	(710,158)	(2,409,245)
2020 - Jan.....	(407,988)	(403,239)	(2,443,483)

The Public Finances: Borrowing Requirement and Debt

Table 6

[Access to data:](#)

[TCCE0225](#)

General government debt: by subsector

(millions of euros)

	Central government					Local	
	Unconsolidated debt	Consolidating items	Consolidated debt			Unconsolidated debt	Consolidating items
			of which:				
			Securities	MFI loans			
2018	2,303,482	10,813	2,292,669	1,949,104	66,162	127,103	39,319
2019	(2,334,502)	(9,732)	(2,324,770)	(1,996,095)	(61,556)	(122,112)	(37,735)
2018 - Feb.	2,272,072	9,480	2,262,592	1,918,642	67,368	130,285	40,689
Mar.....	2,287,894	9,456	2,278,438	1,932,612	67,034	130,158	40,636
Apr.	2,298,218	9,454	2,288,764	1,944,679	67,755	130,312	40,563
May.....	2,312,846	9,706	2,303,140	1,959,530	68,044	129,877	40,466
June.....	2,309,223	10,657	2,298,567	1,956,200	68,150	129,804	40,047
July	2,330,492	10,719	2,319,773	1,974,933	66,403	127,811	40,059
Aug.	2,314,435	10,723	2,303,712	1,961,267	66,386	127,965	40,060
Sept.	2,319,461	10,688	2,308,773	1,967,052	66,511	127,949	40,054
Oct.	2,322,374	10,702	2,311,672	1,972,579	66,058	128,113	39,966
Nov.	2,332,158	10,714	2,321,444	1,980,712	66,777	127,913	39,828
Dec.	2,303,482	10,813	2,292,669	1,949,104	66,162	127,103	39,319
2019 - Jan.....	(2,344,150)	(10,860)	(2,333,291)	(1,986,344)	(66,350)	(126,619)	(39,330)
Feb.	(2,343,737)	(10,869)	(2,332,868)	(1,990,117)	(66,010)	(126,538)	(39,221)
Mar.....	(2,339,387)	(10,714)	(2,328,673)	(1,985,219)	(66,024)	(126,031)	(39,168)
Apr.	(2,353,050)	(10,973)	(2,342,077)	(1,998,999)	(65,401)	(126,828)	(39,073)
May.....	(2,344,630)	(11,018)	(2,333,612)	(1,990,954)	(65,994)	(126,624)	(38,829)
June.....	(2,367,667)	(11,098)	(2,356,569)	(2,014,897)	(65,620)	(125,282)	(38,456)
July	(2,390,502)	(10,378)	(2,380,125)	(2,033,757)	(63,867)	(125,208)	(38,458)
Aug.	(2,387,188)	(10,311)	(2,376,878)	(2,030,700)	(63,870)	(125,081)	(38,461)
Sept.	(2,364,120)	(9,901)	(2,354,218)	(2,006,483)	(63,885)	(124,791)	(38,457)
Oct.	(2,370,995)	(9,901)	(2,361,094)	(2,013,696)	(63,844)	(125,062)	(38,358)
Nov.	(2,368,838)	(9,814)	(2,359,024)	(2,016,828)	(63,995)	(124,980)	(38,210)
Dec.	(2,334,502)	(9,732)	(2,324,770)	(1,996,095)	(61,556)	(122,112)	(37,735)
2020 - Jan.....	(2,366,663)	(9,677)	(2,356,987)	(2,026,396)	(60,664)	(122,831)	(36,431)

The Public Finances: Borrowing Requirement and Debt

Table 6

Access to data:

[TCCE0225](#)

government				Social security institutions			General government debt
	Consolidated debt			Unconsolidated debt	Consolidating items	Consolidated debt	
	of which:						
	Securities	MFI loans					
	87,783	14,191	65,718	126	..	126	2,380,578
	(84,377)	(13,165)	(63,189)	(98)	(..)	(98)	(2,409,245)
	89,596	15,303	67,269	219	..	219	2,352,407
	89,522	15,263	67,377	186	..	186	2,368,146
	89,749	15,229	67,379	235	..	235	2,378,747
	89,412	15,108	67,096	265	..	265	2,392,816
	89,757	14,826	67,853	235	..	235	2,388,559
	87,752	14,753	65,784	243	..	243	2,407,768
	87,905	14,723	65,898	249	..	249	2,391,866
	87,895	14,681	66,183	129	..	129	2,396,797
	88,147	14,648	66,232	123	..	123	2,399,943
	88,084	14,545	66,320	122	..	122	2,409,651
	87,783	14,191	65,718	126	..	126	2,380,578
	(87,289)	(14,197)	(64,954)	(177)	(..)	(177)	(2,420,757)
	(87,318)	(14,178)	(64,983)	(230)	(..)	(230)	(2,420,416)
	(86,863)	(14,136)	(64,783)	(233)	(..)	(233)	(2,415,770)
	(87,755)	(14,103)	(65,185)	(266)	(..)	(266)	(2,430,098)
	(87,795)	(13,979)	(65,574)	(234)	(..)	(234)	(2,421,641)
	(86,825)	(13,698)	(65,386)	(256)	(..)	(256)	(2,443,650)
	(86,749)	(13,654)	(64,854)	(232)	(..)	(232)	(2,467,106)
	(86,620)	(13,627)	(64,882)	(252)	(..)	(252)	(2,463,750)
	(86,334)	(13,585)	(64,907)	(266)	(..)	(266)	(2,440,819)
	(86,704)	(13,553)	(65,065)	(97)	(..)	(97)	(2,447,895)
	(86,770)	(13,448)	(65,248)	(100)	(..)	(100)	(2,445,894)
	(84,377)	(13,165)	(63,189)	(98)	(..)	(98)	(2,409,245)
	(86,400)	(13,120)	(65,176)	(97)	(..)	(97)	(2,443,483)

The Public Finances: Borrowing Requirement and Debt

Table 7

[Access to data:](#)

[TCCE0325](#)

General government debt: by residual maturity

(millions of euros, years)

	Debt with residual maturity up to 1 year	Debt with residual maturity over 1 and up to 5 years		Debt with residual maturity over 5 years		Average residual maturity	General government debt
			of which: variable rate		of which: variable rate		
2018	564,976	778,574	172,708	1,037,028	188,790	7.3	2,380,578
2019	(561,372)	(809,026)	(187,754)	(1,038,847)	(164,869)	(7.3)	(2,409,245)
2018 - Feb.	540,940	729,984	147,166	1,081,484	216,069	7.5	2,352,407
Mar.....	551,701	734,293	146,836	1,082,152	221,225	7.4	2,368,146
Apr.	546,762	744,188	156,106	1,087,798	216,451	7.4	2,378,747
May.....	561,075	755,930	168,136	1,075,811	217,293	7.4	2,392,816
June.....	548,244	760,678	169,018	1,079,637	220,217	7.3	2,388,559
July	552,939	780,966	183,647	1,073,863	208,626	7.3	2,407,768
Aug.	542,125	793,599	182,368	1,056,142	210,531	7.3	2,391,866
Sept.	567,556	776,442	181,303	1,052,799	192,395	7.3	2,396,797
Oct.....	579,032	772,499	177,285	1,048,411	194,859	7.3	2,399,943
Nov.	582,980	790,080	175,212	1,036,591	188,947	7.2	2,409,651
Dec.	564,976	778,574	172,708	1,037,028	188,790	7.3	2,380,578
2019 - Jan.....	(576,022)	(789,186)	(172,655)	(1,055,548)	(190,860)	(7.2)	(2,420,757)
Feb.	(571,862)	(789,806)	(188,360)	(1,058,748)	(180,244)	(7.3)	(2,420,416)
Mar.....	(588,025)	(779,778)	(186,874)	(1,047,967)	(180,985)	(7.3)	(2,415,770)
Apr.	(595,151)	(778,557)	(178,260)	(1,056,389)	(175,422)	(7.3)	(2,430,098)
May.....	(582,672)	(784,198)	(179,540)	(1,054,771)	(178,150)	(7.3)	(2,421,641)
June.....	(602,866)	(769,933)	(176,695)	(1,070,852)	(179,687)	(7.3)	(2,443,650)
July	(607,726)	(787,457)	(177,246)	(1,071,924)	(181,667)	(7.2)	(2,467,106)
Aug.	(594,275)	(795,761)	(177,337)	(1,073,714)	(183,074)	(7.2)	(2,463,750)
Sept.	(575,453)	(812,993)	(190,950)	(1,052,372)	(170,698)	(7.3)	(2,440,819)
Oct.....	(569,976)	(818,615)	(203,449)	(1,059,304)	(162,158)	(7.3)	(2,447,895)
Nov.	(582,651)	(806,856)	(202,326)	(1,056,387)	(163,813)	(7.3)	(2,445,894)
Dec.	(561,372)	(809,026)	(187,754)	(1,038,847)	(164,869)	(7.3)	(2,409,245)
2020 - Jan.....	(570,011)	(830,823)	(201,578)	(1,042,650)	(152,107)	(7.3)	(2,443,483)

The Public Finances: Borrowing Requirement and Debt

Table 8

Access to data:

[TCCE0350](#)

General government debt: by original maturity, instrument, currency of denomination and residence of the creditors

(millions of euros)

	2018	2019	2019 Feb.	2019 Mar.	2019 Apr.	2019 May	2019 June	2019 July	2019 Aug.	2019 Sept.	2019 Oct.	2019 Nov.	2019 Dec.	2020 Jan.
General government debt	2,380,578	(2,409,245)	(2,420,416)	(2,415,770)	(2,430,098)	(2,421,641)	(2,443,650)	(2,467,106)	(2,463,750)	(2,440,819)	(2,447,895)	(2,445,894)	(2,409,245)	(2,443,483)
By maturity														
Short-term by original maturity	355,602	(351,341)	(362,207)	(363,218)	(364,421)	(364,078)	(363,301)	(369,289)	(370,892)	(373,077)	(373,958)	(368,993)	(351,341)	(359,797)
Currency and deposits	236,705	(226,475)	(236,807)	(236,979)	(237,869)	(236,857)	(235,079)	(240,903)	(240,847)	(242,644)	(242,431)	(237,233)	(226,475)	(229,209)
Debt securities	107,358	(113,786)	(115,279)	(115,874)	(116,556)	(116,888)	(116,480)	(116,394)	(118,158)	(119,165)	(120,408)	(120,365)	(113,786)	(119,584)
MFI loans and other liabilities	11,539	(11,079)	(10,122)	(10,364)	(9,995)	(10,332)	(11,742)	(11,992)	(11,887)	(11,268)	(11,119)	(11,395)	(11,079)	(11,003)
Long-term by original maturity	2,024,976	(2,057,904)	(2,058,208)	(2,052,552)	(2,065,677)	(2,057,563)	(2,080,349)	(2,097,817)	(2,092,858)	(2,067,741)	(2,073,937)	(2,076,901)	(2,057,904)	(2,083,687)
With payment due in one year or less	209,374	(210,031)	(209,655)	(224,807)	(230,731)	(218,594)	(239,565)	(238,437)	(223,383)	(202,376)	(196,019)	(213,658)	(210,031)	(210,214)
Currency and deposits	50	(46)	(48)	(45)	(45)	(45)	(63)	(63)	(62)	(49)	(49)	(49)	(46)	(44)
Debt securities	200,076	(201,104)	(200,348)	(216,037)	(221,957)	(209,800)	(227,219)	(226,197)	(211,151)	(192,609)	(186,237)	(203,882)	(201,104)	(201,212)
MFI loans and other liabilities	9,249	(8,882)	(9,259)	(8,725)	(8,729)	(8,749)	(12,283)	(12,178)	(12,170)	(9,717)	(9,733)	(9,727)	(8,882)	(8,958)
With payment due in more than one year	1,815,602	(1,847,873)	(1,848,554)	(1,827,745)	(1,834,946)	(1,838,969)	(1,840,784)	(1,859,381)	(1,869,474)	(1,865,366)	(1,877,919)	(1,863,243)	(1,847,873)	(1,873,472)
Currency and deposits	851	(785)	(824)	(822)	(817)	(813)	(792)	(789)	(785)	(795)	(791)	(788)	(785)	(751)
Debt securities	1,655,862	(1,694,370)	(1,688,669)	(1,667,444)	(1,674,589)	(1,678,244)	(1,684,896)	(1,704,821)	(1,715,018)	(1,708,294)	(1,720,604)	(1,706,028)	(1,694,370)	(1,718,720)
MFI loans and other liabilities	158,889	(152,719)	(159,061)	(159,479)	(159,540)	(159,912)	(155,096)	(153,771)	(153,671)	(156,278)	(156,523)	(156,427)	(152,719)	(154,001)
By instrument														
Currency and deposits	237,605	(227,305)	(237,679)	(237,846)	(238,731)	(237,715)	(235,933)	(241,754)	(241,695)	(243,488)	(243,272)	(238,070)	(227,305)	(230,004)
Debt securities	1,963,296	(2,009,260)	(2,004,295)	(1,999,355)	(2,013,102)	(2,004,933)	(2,028,595)	(2,047,411)	(2,044,327)	(2,020,068)	(2,027,249)	(2,030,275)	(2,009,260)	(2,039,516)
MFI loans and other liabilities	179,677	(172,680)	(178,442)	(178,569)	(178,264)	(178,994)	(179,121)	(177,941)	(177,728)	(177,263)	(177,375)	(177,549)	(172,680)	(173,963)
By currency of denomination														
Domestic currency	2,377,398	(2,405,998)	(2,417,196)	(2,412,546)	(2,426,873)	(2,418,409)	(2,440,457)	(2,463,878)	(2,460,496)	(2,437,525)	(2,444,650)	(2,442,607)	(2,405,998)	(2,440,198)
Foreign currency	3,180	(3,247)	(3,220)	(3,224)	(3,225)	(3,232)	(3,193)	(3,228)	(3,253)	(3,293)	(3,245)	(3,287)	(3,247)	(3,285)
By residence of the creditor														
Domestic creditors	1,699,195	(1,649,645)	(1,723,238)	(1,716,295)	(1,725,968)	(1,722,781)	(1,712,764)	(1,718,837)	(1,704,441)	(1,687,948)	(1,684,473)	(1,678,416)	(1,649,645)
Foreign creditors	681,383	(759,600)	(697,178)	(699,475)	(704,130)	(698,860)	(730,886)	(748,269)	(759,308)	(752,871)	(763,422)	(767,478)	(759,600)

The Public Finances: Borrowing Requirement and Debt

Table 9

Access to data:

[TCCE0375](#)

Central government debt: by original maturity, instrument, currency of denomination and residence of the creditors

(millions of euros)

	2018	2019	2019 Feb.	2019 Mar.	2019 Apr.	2019 May	2019 June	2019 July	2019 Aug.	2019 Sept.	2019 Oct.	2019 Nov.	2019 Dec.	2020 Jan.
Central government debt	2,303,482	(2,334,502)	(2,343,737)	(2,339,387)	(2,353,050)	(2,344,630)	(2,367,667)	(2,390,502)	(2,387,188)	(2,364,120)	(2,370,995)	(2,368,838)	(2,334,502)	(2,366,663)
By maturity														
Short-term by original maturity	351,054	(346,945)	(357,204)	(358,651)	(359,282)	(358,408)	(357,888)	(363,366)	(365,085)	(367,778)	(368,521)	(363,581)	(346,945)	(354,805)
Currency and deposits	236,705	(226,475)	(236,807)	(236,979)	(237,869)	(236,857)	(235,079)	(240,903)	(240,847)	(242,644)	(242,431)	(237,233)	(226,475)	(229,209)
Debt securities	107,394	(113,820)	(115,333)	(115,921)	(116,623)	(116,943)	(116,538)	(116,454)	(118,204)	(119,302)	(120,452)	(120,397)	(113,820)	(119,619)
MFI loans and other liabilities	6,955	(6,651)	(5,064)	(5,750)	(4,790)	(4,608)	(6,271)	(6,009)	(6,034)	(5,832)	(5,638)	(5,951)	(6,651)	(5,977)
Long-term by original maturity	1,952,428	(1,987,557)	(1,986,533)	(1,980,736)	(1,993,768)	(1,986,222)	(2,009,779)	(2,027,137)	(2,022,104)	(1,996,342)	(2,002,474)	(2,005,257)	(1,987,557)	(2,011,858)
With payment due in one year or less	205,203	(205,988)	(205,540)	(220,864)	(226,792)	(214,715)	(234,265)	(233,104)	(218,069)	(198,033)	(191,690)	(209,287)	(205,988)	(206,092)
Currency and deposits	50	(46)	(48)	(45)	(45)	(45)	(63)	(63)	(62)	(49)	(49)	(49)	(46)	(44)
Debt securities	199,708	(200,736)	(199,991)	(215,639)	(221,583)	(209,465)	(226,903)	(225,806)	(210,783)	(192,222)	(185,876)	(203,491)	(200,736)	(200,848)
MFI loans and other liabilities	5,446	(5,206)	(5,501)	(5,180)	(5,164)	(5,205)	(7,299)	(7,236)	(7,225)	(5,761)	(5,766)	(5,747)	(5,206)	(5,201)
With payment due in more than one year	1,747,225	(1,781,569)	(1,780,993)	(1,759,872)	(1,766,976)	(1,771,507)	(1,775,514)	(1,794,033)	(1,804,034)	(1,798,309)	(1,810,783)	(1,795,970)	(1,781,569)	(1,805,766)
Currency and deposits	851	(785)	(824)	(822)	(817)	(813)	(792)	(789)	(785)	(795)	(791)	(788)	(785)	(751)
Debt securities	1,652,816	(1,691,272)	(1,685,662)	(1,664,373)	(1,671,766)	(1,675,564)	(1,682,553)	(1,701,875)	(1,712,024)	(1,704,861)	(1,717,270)	(1,702,754)	(1,691,272)	(1,715,606)
MFI loans and other liabilities	93,558	(89,513)	(94,507)	(94,678)	(94,392)	(95,130)	(92,169)	(91,369)	(91,225)	(92,654)	(92,722)	(92,428)	(89,513)	(89,409)
By instrument														
Currency and deposits	237,605	(227,305)	(237,679)	(237,846)	(238,731)	(237,715)	(235,933)	(241,754)	(241,695)	(243,488)	(243,272)	(238,070)	(227,305)	(230,004)
Debt securities	1,959,918	(2,005,828)	(2,000,986)	(1,995,933)	(2,009,972)	(2,001,972)	(2,025,995)	(2,044,135)	(2,041,010)	(2,016,385)	(2,023,597)	(2,026,642)	(2,005,828)	(2,036,073)
MFI loans and other liabilities	105,959	(101,369)	(105,072)	(105,608)	(104,346)	(104,943)	(105,739)	(104,614)	(104,483)	(104,247)	(104,126)	(104,127)	(101,369)	(100,586)
By currency of denomination														
Domestic currency	2,300,358	(2,331,307)	(2,340,596)	(2,336,214)	(2,349,875)	(2,341,451)	(2,364,525)	(2,387,326)	(2,383,988)	(2,360,885)	(2,367,802)	(2,365,610)	(2,331,307)	(2,363,432)
Foreign currency	3,124	(3,195)	(3,141)	(3,173)	(3,175)	(3,179)	(3,142)	(3,176)	(3,201)	(3,234)	(3,193)	(3,228)	(3,195)	(3,231)
By residence of the creditor														
Domestic creditors	1,630,030	(1,582,701)	(1,654,396)	(1,647,977)	(1,656,971)	(1,653,775)	(1,644,530)	(1,649,959)	(1,635,595)	(1,619,193)	(1,615,502)	(1,609,310)	(1,582,701)
Foreign creditors	673,452	(751,801)	(689,341)	(691,410)	(696,079)	(690,854)	(723,136)	(740,544)	(751,593)	(744,927)	(755,492)	(759,528)	(751,801)

The Public Finances: Borrowing Requirement and Debt

Table 10

[Access to data:](#)

[TCCE0250](#)

Local government debt: by subsector and instrument

(millions of euros)

	Regions and autonomous provinces			Provinces and metropolitan cities			Municipalities			Other entities	Local government debt
	of which:			of which:			of which:				
	Securities	MFI		Securities	MFI		Securities	MFI			
2018	31,971	6,195	21,926	6,886	2,136	4,722	37,861	5,126	31,438	11,066	87,783
2019	(31,354)	(5,815)	(21,808)	(6,601)	(1,977)	(4,597)	(35,450)	(4,702)	(29,553)	(10,972)	(84,377)
2018 - Feb.	30,910	6,565	20,899	7,182	2,293	4,861	39,833	5,547	33,141	11,671	89,596
Mar.....	31,205	6,562	21,108	7,187	2,288	4,872	39,783	5,523	33,143	11,348	89,522
Apr.	31,104	6,550	21,016	7,190	2,286	4,876	40,019	5,510	33,374	11,436	89,749
May.....	31,010	6,458	21,071	7,175	2,273	4,877	39,581	5,497	32,985	11,646	89,412
June.....	31,471	6,381	21,619	7,165	2,221	4,916	39,509	5,356	33,057	11,612	89,757
July	30,588	6,371	20,844	7,012	2,208	4,774	38,506	5,313	32,012	11,646	87,752
Aug.	30,561	6,358	20,844	7,015	2,205	4,780	38,702	5,306	32,229	11,628	87,905
Sept.	30,673	6,354	20,902	7,009	2,200	4,785	38,848	5,281	32,505	11,365	87,895
Oct.	30,700	6,342	20,977	6,980	2,199	4,756	38,909	5,269	32,512	11,558	88,147
Nov.	30,610	6,266	20,988	6,970	2,186	4,759	38,823	5,257	32,450	11,681	88,084
Dec.	31,971	6,195	21,926	6,886	2,136	4,722	37,861	5,126	31,438	11,066	87,783
2019 - Jan.....	(32,002)	(6,194)	(22,029)	(6,851)	(2,124)	(4,689)	(36,793)	(5,105)	(30,362)	(11,644)	(87,289)
Feb.	(31,937)	(6,187)	(22,027)	(6,851)	(2,124)	(4,688)	(36,924)	(5,099)	(30,535)	(11,605)	(87,318)
Mar.....	(31,959)	(6,184)	(21,990)	(6,828)	(2,119)	(4,686)	(36,485)	(5,074)	(30,178)	(11,591)	(86,863)
Apr.	(31,930)	(6,172)	(22,030)	(6,833)	(2,117)	(4,693)	(36,855)	(5,062)	(30,526)	(12,136)	(87,755)
May.....	(31,809)	(6,076)	(22,053)	(6,830)	(2,104)	(4,703)	(37,091)	(5,049)	(30,836)	(12,065)	(87,795)
June.....	(31,645)	(5,997)	(21,940)	(6,761)	(2,056)	(4,681)	(36,885)	(4,906)	(30,778)	(11,534)	(86,825)
July	(31,593)	(5,996)	(21,927)	(6,706)	(2,043)	(4,638)	(36,380)	(4,885)	(30,268)	(12,071)	(86,749)
Aug.	(31,566)	(5,982)	(21,938)	(6,703)	(2,043)	(4,636)	(36,443)	(4,879)	(30,389)	(11,907)	(86,620)
Sept.	(31,565)	(5,978)	(21,921)	(6,703)	(2,038)	(4,641)	(36,633)	(4,854)	(30,596)	(11,433)	(86,334)
Oct.	(31,553)	(5,967)	(21,926)	(6,702)	(2,036)	(4,640)	(36,688)	(4,842)	(30,647)	(11,762)	(86,704)
Nov.	(31,435)	(5,887)	(21,911)	(6,689)	(2,025)	(4,641)	(36,761)	(4,831)	(30,751)	(11,885)	(86,770)
Dec.	(31,354)	(5,815)	(21,808)	(6,601)	(1,977)	(4,597)	(35,450)	(4,702)	(29,553)	(10,972)	(84,377)
2020 - Jan.....	(32,836)	(5,813)	(23,371)	(6,569)	(1,965)	(4,578)	(35,546)	(4,679)	(29,658)	(11,449)	(86,400)

The Public Finances: Borrowing Requirement and Debt

Table 11

[Access to data:](#)

[TCCE0275](#)

Local government debt: by geographical area

(millions of euros)

	North-West	North-East	Centre	South	Islands	Local government debt
2018	24,956	12,431	23,388	19,080	7,930	87,783
2019	(23,916)	(11,765)	(22,078)	(18,671)	(7,948)	(84,377)
2018 - Feb.	25,611	12,758	23,585	19,460	8,181	89,596
Mar.....	25,654	12,855	23,558	19,298	8,157	89,522
Apr.	25,677	12,889	23,448	19,484	8,251	89,749
May.....	25,488	12,844	23,438	19,526	8,115	89,412
June.....	25,776	12,719	23,560	19,551	8,151	89,757
July	24,998	12,477	22,863	19,394	8,021	87,752
Aug.	25,057	12,432	22,841	19,479	8,096	87,905
Sept.	25,033	12,397	22,833	19,481	8,152	87,895
Oct.	25,111	12,450	22,987	19,410	8,190	88,147
Nov.	25,123	12,397	22,986	19,413	8,164	88,084
Dec.	24,956	12,431	23,388	19,080	7,930	87,783
2019 - Jan.....	(24,918)	(12,579)	(22,461)	(19,312)	(8,020)	(87,289)
Feb.	(24,798)	(12,493)	(22,577)	(19,368)	(8,082)	(87,318)
Mar.....	(24,662)	(12,409)	(22,526)	(19,280)	(7,987)	(86,863)
Apr.	(24,837)	(12,485)	(22,842)	(19,583)	(8,007)	(87,755)
May.....	(24,785)	(12,476)	(22,857)	(19,653)	(8,024)	(87,795)
June.....	(24,495)	(12,220)	(22,605)	(19,558)	(7,948)	(86,825)
July	(24,515)	(12,074)	(22,488)	(19,677)	(7,995)	(86,749)
Aug.	(24,543)	(12,002)	(22,416)	(19,631)	(8,028)	(86,620)
Sept.	(24,496)	(11,956)	(22,312)	(19,531)	(8,039)	(86,334)
Oct.	(24,418)	(12,145)	(22,455)	(19,612)	(8,074)	(86,704)
Nov.	(24,440)	(12,130)	(22,604)	(19,466)	(8,130)	(86,770)
Dec.	(23,916)	(11,765)	(22,078)	(18,671)	(7,948)	(84,377)
2020 - Jan.....	(24,540)	(11,722)	(23,056)	(18,962)	(8,120)	(86,400)

The Public Finances: Borrowing Requirement and Debt

Table 12

[Access to data:](#)

[TCCE0300](#)

General government debt, deposits and other assets

(millions of euros)

	General government debt	Treasury's liquid balances						General government debt net of Treasury's liquid balances	Deposits held with resident MFIs net of liquidity transactions	Loans to EMU member States (bilateral or through EFSF)	Contribution to ESM paid-in capital
		of which:									
		Deposits held with the Bank of Italy (excluding Sinking fund)				Sinking fund for the redemption of government securities	Investments of liquidity				
		Treasury payments account	Other deposits								
2018	2,380,578	35,078	31,992	31,634	358	87	3,000	2,345,500	31,533	43,901	14,331
2019	(2,409,245)	(32,918)	(11,863)	11,459	(404)	(54)	(21,000)	(2,376,328)	(35,052)	(43,516)	(14,331)
2018 - Feb.	2,352,407	48,294	32,662	32,381	281	2	15,630	2,304,113	34,406	43,901	14,331
Mar.	2,368,146	44,821	34,689	34,404	286	2	10,130	2,323,325	33,227	43,901	14,331
Apr.	2,378,747	52,132	43,843	43,487	355	159	8,130	2,326,616	34,822	43,901	14,331
May	2,392,816	57,564	49,081	48,723	357	353	8,130	2,335,252	35,876	43,901	14,331
June	2,388,559	48,386	35,153	34,788	365	353	12,880	2,340,173	33,835	43,901	14,331
July	2,407,768	79,965	64,124	63,783	341	461	15,380	2,327,803	35,145	43,901	14,331
Aug.	2,391,866	65,064	48,202	47,869	334	461	16,400	2,326,802	34,791	43,901	14,331
Sept.	2,396,797	49,631	27,169	26,821	348	461	22,000	2,347,167	33,573	43,901	14,331
Oct.	2,399,943	48,661	24,780	24,441	339	461	23,420	2,351,282	33,721	43,901	14,331
Nov.	2,409,651	51,940	29,881	29,543	338	709	21,350	2,357,711	33,157	43,901	14,331
Dec.	2,380,578	35,078	31,992	31,634	358	87	3,000	2,345,500	31,533	43,901	14,331
2019 - Jan.	(2,420,757)	(79,102)	(62,026)	61,666	(360)	(86)	(16,990)	(2,341,655)	(32,736)	(43,901)	(14,331)
Feb.	(2,420,416)	(69,306)	(50,225)	49,881	(344)	(90)	(18,990)	(2,351,110)	(33,618)	(43,901)	(14,331)
Mar.	(2,415,770)	(46,942)	(28,992)	28,658	(335)	(310)	(17,640)	(2,368,828)	(32,224)	(43,901)	(14,331)
Apr.	(2,430,098)	(58,502)	(39,202)	38,883	(319)	(310)	(18,990)	(2,371,596)	(32,332)	(43,901)	(14,331)
May	(2,421,641)	(47,155)	(30,839)	30,499	(339)	(326)	(15,990)	(2,374,487)	(34,268)	(43,901)	(14,331)
June	(2,443,650)	(67,699)	(48,170)	47,812	(359)	(538)	(18,990)	(2,375,951)	(34,459)	(43,901)	(14,331)
July	(2,467,106)	(94,787)	(78,138)	77,785	(353)	(659)	(15,990)	(2,372,319)	(35,627)	(43,901)	(14,331)
Aug.	(2,463,750)	(89,495)	(69,836)	69,493	(343)	(659)	(19,000)	(2,374,255)	(35,928)	(43,901)	(14,331)
Sept.	(2,440,819)	(45,752)	(16,093)	15,748	(345)	(659)	(29,000)	(2,395,067)	(36,481)	(43,901)	(14,331)
Oct.	(2,447,895)	(55,505)	(23,103)	22,783	(321)	(1)	(32,400)	(2,392,391)	(37,345)	(43,709)	(14,331)
Nov.	(2,445,894)	(55,444)	(25,043)	24,722	(321)	(1)	(30,400)	(2,390,450)	(38,691)	(43,516)	(14,331)
Dec.	(2,409,245)	(32,918)	(11,863)	11,459	(404)	(54)	(21,000)	(2,376,328)	(35,052)	(43,516)	(14,331)
2020 - Jan.	(2,443,483)	(71,532)	(44,478)	44,016	(462)	(54)	(27,000)	(2,371,952)	(36,403)	(43,516)	(14,331)

The Public Finances: Borrowing Requirement and Debt

Methodological appendix

General indications

This publication contains figures on the borrowing requirement and debt of general government and its subsectors (central government, local government and social security institutions).

The borrowing requirement does not coincide with the change in the debt mainly owing to the different ways in which Treasury's liquid balances (general government deposits held with the Bank of Italy and Treasury's investments of liquidity) are treated; in fact the borrowing requirement is obtained as the change in the debt net of Treasury's liquid balances. The borrowing requirement and the debt also differ as a consequence of the different accounting standards applied in calculating the two aggregates. In particular: a) in the borrowing requirement issues of securities apart from BOTs are valued net of issue discounts, whereas they are included in the debt at nominal value; and b) in the borrowing requirement liabilities denominated in foreign currencies are converted using the exchange rate obtaining at the transaction settlement date, whereas in the debt they are converted using the end-of-period exchange rate; c) in the borrowing requirement indexed securities are revalued at redemption, whereas for debt the revaluation is imputed periodically. The formation of the central government borrowing requirement includes transactions with other general government entities; consequently, the borrowing requirements of local government and the social security institutions corresponds exclusively to their additional financing needs with respect to those met by state transfers.

General government debt consists of all the sector's financial liabilities valued at their face value. It is consolidated between and within the subsectors. In other words it excludes liabilities that are assets, consisting of the same instruments, of entities belonging to general government, in line with the definition adopted for the European Economic and Monetary Union's excessive deficit procedure. The aggregate is calculated according to the methodological criteria established in European Council Regulation no. 479/2009 by summing the following categories of financial liabilities: currency and deposits; non-equity securities and loans. Loans from monetary financial institutions are allocated to the general government subsector the final borrower belongs to, i.e. that of the entity required to repay the loan and not that of the entity to which it is disbursed.

Table TCCE0100 provides information about the formation of the central government borrowing requirement, starting from the state budget balance calculated as the balance on a cash basis of current and capital items (except for changes in Treasury's liquid balances); borrowing transactions are thus excluded. The change in treasury accounts balance is calculated as difference between the central government borrowing requirement (calculated on the financing side), with the sign reversed, and the state budget balance. As a memorandum item the table shows the extraordinary revenues arising primarily in connection with privatizations.

The Public Finances: Borrowing Requirement and Debt

Table TCCE0125 shows a breakdown of the general government borrowing requirement by instrument.

Table TCCE0155 shows the breakdown of the general government borrowing requirement by subsector.

Table TCCE0175 shows the breakdown of general government debt by instrument along the same lines as for the borrowing requirement. Securities are divided by maturity, with an indication of the variable rate component. The share of foreign currency debt is also shown.

Table TCCE0200 shows the distribution of general government debt among the following holding sectors: Bank of Italy, other resident monetary financial institutions, resident financial institutions, other residents and non-residents.

Table TCCE0225 shows the distribution of general government debt among the different subsectors. Both the unconsolidated and the consolidated debt of each sector are reported.

Tables TCCE0250 and TCCE0275 cover local government debt. They analyze the debt by subsector (regions and autonomous provinces, provinces, municipalities and other entities) and instrument and by geographical area (north-west, north-east, centre, south and islands).

Table TCCE0300 shows general government debt together with Treasury's liquid balances (deposits held with the Bank of Italy and Treasury liquidity investments), general government deposits held with resident monetary financial institutions (net of Treasury liquidity investments), loans granted to countries belonging to the Economic and Monetary Union (both bilaterally and via the European Financial Stability Facility) and the Italian contribution to the capital of the European Stability Mechanism. The table also shows the debt net of Treasury's liquid balances.

Table TCCE0325 shows the breakdown of general government debt by residual maturity, with an indication of the variable rate component; the average residual maturity of the debt is also shown (in years).

Tables TCCE0350 and TCCE0375 show, for general government and central government respectively, the breakdown of debt by original maturity, instrument, currency and holders' residence.

In addition to this supplement, the historical series are also available in the electronic Statistical Database (BDS) in the Statistics section of the Bank of Italy's website (infostat.bancaditalia.it/inquiry).

The Public Finances: Borrowing Requirement and Debt

Notes to the tables

The order of the tables in the following notes is based on their code numbers.

TCCE0100 - Formation of the central government borrowing requirement

FP.M.IT.S13.TS02.888.102.116.COV.EUR.FPBI - Tax collection accounts

The amounts shown under this heading are the changes in the balance of taxes paid to the Treasury using the single mandate procedure and waiting to be allocated, with reference to central government taxes, Irap due to the regions and social security contributions due to INPS. A negative value indicates that the total amount allocated during the month exceeded the taxes and contributions actually paid to the Treasury and vice versa.

FP.M.IT.S1311.DIS.888.102.116.COV.EUR.FPBI - Privatization receipts and other extraordinary revenue

The series includes receipts deriving from the privatization of public enterprises and some items of extraordinary revenue, such as extraordinary dividends paid by public enterprises (associated with the disposal of assets; so-called super dividends) and the proceeds of the sale of UMTS licences. It also includes proceeds from the reimbursement of the financial instruments issued by banks and subscribed by the Ministry of the Economy and Finance in the context of the measures to support the financial system (Laws 2/2009 and 135/2012).

FP.M.IT.S1311.FAB.SBI3.103.115.COV.EUR.FPBI - Central Government: financing of the gross borrowing requirement

Balance of the change in central government liabilities, excluding those that are assets of general government entities, and the change in Treasury's liquid balances. State transfers to other general government entities contribute to the formation of the central government borrowing requirement. The series includes liabilities connected with loans granted to countries belonging to the Economic and Monetary Union via the European Financial Stability Facility.

FP.M.IT.S1311.TS01.888.102.116.COV.EUR.FPBI - Central Government: balance of treasury account (deficit: -)

The difference between the central government borrowing requirement (calculated on the financing side), with the sign reversed, and the state budget balance. The series consists primarily of two components: i) the balance of treasury's receipt not yet accounted for in the state budget and payments accounted for in the state budget but not yet disbursed (with the exception of borrowing transactions); 2) the balance of receipts and payments that pass through the treasury accounts carried out by government entities other than the state.

FP.M.IT.SBI38.BS01.888.102.116.COV.EUR.FPBI - State budget: tax revenue

Tax revenue refers to the amounts allocated each month to the relevant chapters of the state budget. It should be noted that as of 1998, with the introduction of the unified tax payment form and the single mandate procedure, the time taxes are paid to the Treasury is not the same as the time they are allocated; in some cases amounts may be paid in one month and allocated in another. Tax revenue is not adjusted for tax refunds (included in the budget under payments) and includes VAT accruing to the European Union. The monthly figures are consistent with those published by the Ministry for the Economy and Finance in "Conto riassuntivo del Tesoro", except that they are net of accounting transactions with the following regions: Sicily, Sardinia, since 2009 Friuli-Venezia Giulia and since 2012 Trentino-Alto Adige and autonomous provinces of Trento and Bolzano.

FP.M.IT.SBI38.BS07.888.102.116.COV.EUR.FPBI - State budget: balance between revenue and expenditure (deficit: -)

Balance on a cash basis of state budget current and capital items (except for changes in Treasury's liquid balances); the state budget balance excludes borrowing transactions.

The Public Finances: Borrowing Requirement and Debt

TCCE0125 - Financing of the general government borrowing requirement: by instrument

FP.M.IT.S13.F2.SBI3.103.115.COV.EUR.FPBI - General Government: currency and deposits (liabilities) in domestic currency - changes

Changes in Post Office funds, coins in circulation and deposits held with the Treasury by entities outside general government. As of December 2003, following the exclusion of Cassa Depositi e Prestiti from general government, Post Office funds include only the part pertaining to Ministry for the Economy and Finance.

FP.M.IT.S13.F22OP.SBI51.103.115.COV.EUR.FPBI - General Government: investments of liquid assets - changes

The change in the amounts of operations on behalf of the Treasury (OPTES) involving the investment of Treasury funds with the banking system (Decree of the Ministry for the Economy and Finance 25391, 25 October 2011). These operations are carried out by way of auctions or bilateral negotiation.

FP.M.IT.S13.F2BI1.S12BI19.103.115.COV.EUR.FPBI - General Government: Change in Treasury's liquid balances

The change in the Treasury payments account (Law 483/1993 and Ministerial Decree of 19.09.2005), the sinking fund for the redemption of government securities (Law 432/1993 as amended by Decree Law 436/1994, reiterated several times and ratified by Law 110/1996), other deposits held with the Bank of Italy including time deposits, operations on behalf of the Treasury (OPTES) involving the investment of Treasury funds with the banking system (Decree of the Ministry for the Economy and Finance 25391, 25 October 2011) and, until November 1994, the Treasury's current account with the Bank of Italy and of the provisional account (Law 483/1993).

FP.M.IT.S13.F2PO.SBI3.103.115.COV.EUR.FPBI - General Government: post office funds - changes

Change in Post Office funds. As of December 2003, following the exclusion of Cassa Depositi e Prestiti from general government, Post Office funds include only the part pertaining to Ministry for the Economy and Finance.

FP.M.IT.S13.F31.SBI3.103.115.COV.EUR.FPBI - General Government: short-term securities - net issues

Net issues of securities with an initial maturity equal to or less than one year made by general government and not subscribed by general government entities. Gross issues are valued net of issue discounts, except for BOTs, which are included at nominal value; redemptions are included at nominal value, except for commercial paper for which the net proceeds at issuance are included. For securities denominated in foreign currencies, the conversion is made using the exchange rate obtaining on the issue/redemption date; account is also taken of possible operations of cross currency swaps.

FP.M.IT.S13.F32.SBI3.103.115.COV.EUR.FPBI - General Government: medium and long-term securities - net issues

Net issues of securities with an initial maturity of more than one year made by general government and not subscribed by general government entities. Gross issues are valued net of issue discounts; redemptions are included at nominal value, except for CTZs, for which the net proceeds at issuance are included. For securities denominated in foreign currencies, the conversion is made using the exchange rate obtaining on the issue/redemption date; account is also taken of possible operations of cross currency swaps. The series also includes securities issued for the settlement of past debts, those issued by former autonomous government agencies to be redeemed by the state, those issued in December 1993 to establish the Treasury payments account at the Bank of Italy pursuant to Law 483/1993 and those issued in November 1994 to consolidate the suspense account referred to in the Ministerial Decree of 15.11.1994 (76.206 trillion lire); the latter securities, initially held in the Bank of Italy's portfolio, were the subject of a bond conversion transaction in December 2002. Following the decisions of Eurostat announced on 23 May 2005, the series includes securities issued by Infrastrutture S.p.A. to finance the construction of high-speed railway infrastructure.

FP.M.IT.S13.F4.SBI2.103.115.COV.EUR.FPBI - General Government: other financing - changes

The change in liabilities other than currency and deposits, securities and IMF loans. This item mainly includes the

The Public Finances: Borrowing Requirement and Debt

change in liabilities associated with: securitization transactions (for the part considered to be loan according to European statistics rules); public-private partnership (PPP); loans granted to countries belonging to the Economic and Monetary Union via the European Financial Stability Facility; assignments without recourse to non-bank financial intermediaries (following Eurostat's decision of 31 July 2012). As of December 2003, following the exclusion of Cassa depositi e prestiti S.p.A. from general government, up to August 2006 (when the Cassa depositi e prestiti has been included in the IFM sector), the series includes the loans disbursed by Cassa depositi e prestiti S.p.A. to general government (the specific-purpose loans are included net of the part not yet disbursed by Cassa Depositi e Prestiti S.p.A. and reported in the deposits in the supervisory reports).

FP.M.IT.S13.F4.SBI51.103.115.COV.EUR.FPBI - General Government: net disbursements of loans by other monetary financial institutions

Net disbursements of loans to general government by monetary financial institutions, the European Investment Bank and, as of September 2006 (when Cassa Depositi e Prestiti has been included in the IFM sector), Cassa Depositi e Prestiti S.p.A. (the specific-purpose loans are included net of the part not yet disbursed by Cassa Depositi e Prestiti S.p.A. and reported in the deposits in the supervisory reports). Loans denominated in foreign currencies are converted using the exchange rate obtaining on the transaction settlement date; account is also taken of possible operations of cross currency swaps. Following the decisions of Eurostat announced on 23 May 2005, the series includes loans disbursed to Infrastrutture S.p.A. to finance the construction of high-speed railway infrastructure.

FP.M.IT.S13.FAB.SBI3.103.115.COV.EUR.FPBI - General Government: financing of the gross borrowing requirement

Difference between the change in the general government financial liabilities (excluding those that are assets of general government entities) and the change in Treasury's liquid balances. The series includes liabilities connected with loans granted to countries belonging to the Economic and Monetary Union via the European Financial Stability Facility.

FP.M.IT.S13.MGD.SBI3.103.115.COV.EUR.FPBI - General Government: transactions in debt instruments

The change in general government financial liabilities, excluding those that are assets of general government entities.

TCCE0155 - Financing of the general government borrowing requirement: by subsector

FP.M.IT.S13.FAB.SBI3.103.115.COV.EUR.FPBI - General Government: financing of the gross borrowing requirement

Difference between the change in the general government financial liabilities (excluding those that are assets of general government entities) and the change in Treasury's liquid balances. The series includes liabilities connected with loans granted to countries belonging to the Economic and Monetary Union via the European Financial Stability Facility.

FP.M.IT.S1311.F3.SBI3.103.115.COV.EUR.FPBI - Central Government: securities - net issues

Net issues of securities made by central government and not subscribed by general government entities. Gross issues are valued net of issue, except for BOTs, which are included at nominal value; redemptions are included at nominal value, except for commercial paper and CTZs, for which the net proceeds at issuance are included. For securities denominated in foreign currencies, the conversion is made using the exchange rate obtaining on the issue/redemption date; account is also taken of possible operations of cross currency swaps. The series also includes securities issued for the settlement of past debts, those issued by former autonomous government agencies to be redeemed by the state, those issued in December 1993 to establish the Treasury payments account at the Bank of Italy pursuant to Law 483/1993 and those issued in November 1994 to consolidate the suspense account referred to in the Ministerial Decree of 15.11.1994 (76.206 trillion lire); the latter securities, initially held in the Bank of Italy's portfolio, were the subject of a bond conversion transaction in December 2002. Following the decisions of Eurostat announced on 23 May 2005, the series includes securities issued by Infrastrutture S.p.A. to finance the construction

The Public Finances: Borrowing Requirement and Debt

of high-speed railway infrastructure.

FP.M.IT.S1311.F4.SBI51.103.115.COV.EUR.FPBI - Central Government: net disbursements of loans by other monetary financial institutions

Net disbursements of loans by monetary financial institutions, the European Investment Bank and, as of September 2006 (when the Cassa depositi e prestiti has been included in the IFM sector), Cassa Depositi e Prestiti S.p.A (the specific-purpose loans are included net of the part not yet disbursed by Cassa Depositi e Prestiti S.p.A. and reported in the deposits in the supervisory reports), to be redeemed by central government. Loans denominated in foreign currencies are converted using the exchange rate obtaining on the transaction settlement date; account is also taken of possible operations of cross currency swaps. Following the decisions of Eurostat announced on 23 May 2005, the series includes loans disbursed to Infrastrutture S.p.A. to finance the construction of high-speed railway infrastructure.

FP.M.IT.S1311.FAB.SBI3.103.115.COV.EUR.FPBI - Central Government: financing of the gross borrowing requirement

Balance of the change in central government liabilities, excluding those that are assets of general government entities, and the change in Treasury's liquid balances. State transfers to other general government entities contribute to the formation of the central government borrowing requirement. The series includes liabilities connected with loans granted to countries belonging to the Economic and Monetary Union via the European Financial Stability Facility.

FP.M.IT.S1313.F3.SBI3.103.115.COV.EUR.FPBI - Local Government: securities - net issues

Net issues of securities made by local government and not subscribed by general government entities. Gross issues are valued net of issue discounts; redemptions are included at nominal value. For securities denominated in foreign currencies, the conversion is made using the exchange rate obtaining on the issue/redemption date; account is also taken of possible operations of cross currency swaps.

FP.M.IT.S1313.F4.SBI51.103.115.COV.EUR.FPBI - Local Government: net disbursements of loans by other monetary financial institutions

Net disbursements of loans by monetary financial institutions, the European Investment Bank and, as of September 2006 (when the Cassa depositi e prestiti has been included in the IFM sector), Cassa Depositi e Prestiti S.p.A. (the specific-purpose loans are included net of the part not yet disbursed by Cassa Depositi e Prestiti S.p.A. and reported in the deposits in the supervisory reports) to be redeemed by local government. Loans denominated in foreign currencies are converted using the exchange rate obtaining on the transaction settlement date; account is also taken of possible operations of cross currency swaps.

FP.M.IT.S1313.FAB.SBI3.103.115.COV.EUR.FPBI - Local Government: financing of the additional gross borrowing requirements after consolidation

Change in local government liabilities, excluding those that are assets of general government entities. It reflects exclusively the need for additional financing with respect to that provided by state transfers.

FP.M.IT.S1314.FAB.SBI3.103.115.COV.EUR.FPBI - Social security institutions: financing of the additional gross borrowing requirement after consolidation

Change in social security institutions liabilities, excluding those that are assets of general government entities. It reflects exclusively the need for additional financing with respect to provided by state transfers.

TCCE0175 - General government debt: by instrument

FP.M.IT.S13.F2.SBI3.101.112.FAV.EUR.EDP - General Government: currency and deposits (liabilities) in domestic currency

Post Office funds, coins in circulation and deposits held with the Treasury by entities outside general government. As of December 2003, following the exclusion of Cassa Depositi e Prestiti from general government, Post Office funds

The Public Finances: Borrowing Requirement and Debt

include only the part pertaining to Ministry for the Economy and Finance. This comprises ordinary and fixed-term post office savings certificates, and Post Office current accounts. Following the decisions of Eurostat announced on 23 May 2005, the series includes the prepayments of taxes by tax collection agencies (Decree Law 341/2003 ratified by Law 31/2004 and Decree Law 282/2004 ratified by Law 307/2004).

FP.M.IT.S13.F2PO.SBI3.101.112.FAV.EUR.EDP - General Government: post office funds

As of December 2003, following the exclusion of Cassa depositi e prestiti from general government, Post Office funds include only the part pertaining to Ministry for the Economy and Finance. This comprises ordinary and fixed-term post office savings certificates, and Post Office current accounts.

FP.M.IT.S13.F31.SBI3.101.112.FAV.EUR.EDP - General Government: short-term securities

Securities with an initial maturity equal to or less than one year issued by general government and not subscribed by general government entities. The securities are included at nominal value. For securities denominated in foreign currencies, the conversion is made using the end-of- period exchange rate. Account is also taken of swaps.

FP.M.IT.S13.F32.SBI3.101.112.FAV.EUR.EDP - General Government: medium and long-term securities

Securities with an initial maturity of more than one year issued by general government and not subscribed by general government entities. The securities are included at nominal value. For securities denominated in foreign currencies, the conversion is made using the end-of- period exchange rate. Account is also taken of swaps. The series also includes securities issued for the settlement of past debts, those issued by former autonomous government agencies to be redeemed by the state and those issued in December 1993 to establish the Treasury payments account at the Bank of Italy pursuant to Law 483/1993 and those issued in November 1994 to consolidate the suspense account referred to in the Ministerial Decree of 15.11.1994 (76.206 trillion lire); the latter securities, initially held in the Bank of Italy's portfolio, were the subject of a bond conversion transaction in December 2002. Following the decisions of Eurostat announced on 23 May 2005, the series includes securities issued by Infrastrutture S.p.A. to finance the construction of high-speed railway infrastructure.

FP.M.IT.S13.F4.SBI2.101.112.FAV.EUR.EDP - General Government: other liabilities

Liabilities to the Bank of Italy and the proceeds of securitizations for the part considered to be loans according to the criteria established by Eurostat. As of December 2003, following the exclusion of Cassa Depositi e Prestiti S.p.A. from general government, up to August 2006, the series includes the loans disbursed by Cassa Depositi e Prestiti S.p.A. to general government net of the part of the specific purpose loans not yet disbursed and included in the deposits in the supervisory reports. The series also includes liabilities connected with loans granted to countries belonging to the Economic and Monetary Union via the European Financial Stability Facility and following Eurostat's decision of 31 July 2012, as of December 1997, the series includes assignments without recourse to non-bank financial intermediaries.

FP.M.IT.S13.F4.SBI51.101.112.FAV.EUR.EDP - General Government: loans from other monetary financial institutions

Loans disbursed to general government by resident monetary financial institutions, the European Investment Bank and, as of September 2006, Cassa Depositi e Prestiti S.p.A.. Loans denominated in foreign currencies are converted using the end-of-period exchange rate. Following the decisions of Eurostat announced on 23 May 2005, the series includes loans raised by Infrastrutture S.p.A. to finance the construction of high-speed railway infrastructure, net of the part of the specific-purpose loans not yet disbursed by Cassa Depositi e Prestiti S.p.A. and included in the deposits in the supervisory reports.

FP.M.IT.S13.MGD.SBI3.101.112.FAV.EUR.EDP - General Government: gross debt

The sum of general government financial liabilities, excluding those that are assets of general government entities. The aggregate is calculated according to the methodological criteria established in European Council Regulation no. 479/2009.

The Public Finances: Borrowing Requirement and Debt

FP.M.IT.S13.MGD01.SBI3.101.112.FAV.EUR.EDP - General Government: gross debt with initial maturity > 1 year

The sum of general government financial liabilities with initial maturity of more than one year, excluding those that are assets of general government entities. The aggregate is calculated according to the methodological criteria established in European Council Regulation no. 479/2009.

FP.M.IT.S13.MGD02.SBI3.101.112.FAV.EUR.EDP - General Government: other variable interest rate instruments with initial maturity over 1 year

The sum of general government variable rate financial liabilities with initial maturity of more than one year, excluding those that are assets of general government entities. The aggregate is calculated according to the methodological criteria established in European Council Regulation no. 479/2009.

FP.M.IT.S13.MGD04.SBI3.101.112.FAV.EUR.EDP - General Government: gross debt denominated in foreign currencies

The sum of general government financial liabilities denominated in foreign currency, excluding those that are assets of entities belonging to the same sector. The aggregate is calculated in accordance with the methods laid down in Council Regulation (EC) No. 479/2009.

FP.M.IT.S1311.F4.S2BI15.101.112.FAV.EUR.EDP - Central Government: liabilities connected with medium and long-term loans in domestic currency from European Financial Stability Facility (EFSF)

Liabilities connected with loans granted to countries belonging to the Economic and Monetary Union via the European Financial Stability Facility.

TCCE0200 - General government debt: by holding sector

FP.M.IT.S13.F3.S121.101.112.FAV.EUR.EDP - General Government: securities held by Central bank

The share of securities issued by general government held by the Bank of Italy. The series includes the securities acquired by the Bank of Italy under the Securities market programme (SMP) and the Public sector purchase programme (PSPP).

FP.M.IT.S13.F3.S12BI1.101.112.FAV.EUR.EDP - General Government: securities held by other monetary financial institutions

The share of securities issued by general government held by other monetary financial institutions.

FP.M.IT.S13.F3.S12BI2.101.112.FAV.EUR.EDP - General Government: securities held by other financial institutions

The share of securities issued by general government held by other financial institutions.

FP.M.IT.S13.F3.S2.101.112.FAV.EUR.EDP - General Government: securities held by non-residents

The share of general government securities held by non-residents. The aggregate is partly estimated on the basis of information contained in the Balance of payment report. As of December 2008, the data are collected on a security-by-security basis, at nominal value and include securities subscribed by the Eurosystem, apart from those held by the Bank of Italy, under the Securities market programme (SMP) and the Public sector purchase programme (PSPP).

FP.M.IT.S13.F3.SBI1.101.112.FAV.EUR.EDP - General Government: securities held by other residents

The share of general government securities held by other residents not belonging to general government. The aggregate is calculated as a residual.

FP.M.IT.S13.MGD.S121.101.112.FAV.EUR.EDP - General Government: gross debt held by Central bank

The share of general government financial liabilities held by the Bank of Italy. The aggregate is calculated according to the methodological criteria established in European Council Regulation no. 479/2009.

The Public Finances: Borrowing Requirement and Debt

FP.M.IT.S13.MGD.S12BI1.101.112.FAV.EUR.EDP - General Government: gross debt held by other monetary financial institutions

The share of general government financial liabilities held by other monetary financial institutions. The aggregate is calculated according to the methodological criteria established in European Council Regulation no.479/2009.

FP.M.IT.S13.MGD.S12BI2.101.112.FAV.EUR.EDP - General Government: gross debt held by other financial institutions

The share of general government financial liabilities held by other financial institutions. The aggregate is calculated according to the methodological criteria established in European Council Regulation no. 479/2009.

FP.M.IT.S13.MGD.S2.101.112.FAV.EUR.EDP - General Government: gross debt held by non-residents

The share of general government financial liabilities held by non-residents. The aggregate is partly estimated on the basis of information contained in reports for the calculation of the Balance of payment; it includes liabilities connected with loans granted to countries belonging to EMU via the European Financial Stability Facility. The aggregate is calculated according to the methodological criteria established in European Council Regulation no. 479/2009. As of December 2008, the data are collected on a security-by- security basis, at nominal value and include securities subscribed by the Eurosystem, apart from those held by the Bank of Italy, under the Securities market programme (SMP) and the Public sector purchase programme (PSPP).

FP.M.IT.S13.MGD.SBI1.101.112.FAV.EUR.EDP - General Government: gross debt held by other residents

The share of general government financial liabilities held by other residents not belonging to general government. The aggregate is calculated as a residual according to the methodological criteria established in European Council Regulation no. 479/2009.

FP.M.IT.S13.MGD.SBI3.101.112.FAV.EUR.EDP - General Government: gross debt

The sum of general government financial liabilities, excluding those that are assets of general government entities. The aggregate is calculated according to the methodological criteria established in European Council Regulation no. 479/2009.

TCCE0225 - General government debt: by subsector

FP.M.IT.S13.MGD.SBI3.101.112.FAV.EUR.EDP - General Government: gross debt

The sum of general government financial liabilities, excluding those that are assets of general government entities. The aggregate is calculated according to the methodological criteria established in European Council Regulation no. 479/2009.

FP.M.IT.S1311.F3.SBI3.101.112.FAV.EUR.EDP - Central Government: securities

Securities issued by central government and not subscribed by general government entities. They are included at nominal value. For securities denominated in foreign currencies, the conversion is made using the end-of-period exchange rate. Account is also taken of swaps. The series also includes securities issued for the settlement of past debts, those issued by former autonomous government agencies to be redeemed by the state and those issued in December 1993 to establish the Treasury payments account at the Bank of Italy pursuant to Law 483/1993 and those issued in November 1994 to consolidate the suspense account referred to in the Ministerial Decree of 15.11.1994 (76.206 trillion lire); the latter securities, initially held in the Bank of Italy's portfolio, were the subject of a bond conversion transaction in December 2002. Following the decisions of Eurostat announced on 23 May 2005, the series includes securities issued by Infrastrutture S.p.A. to finance the construction of high-speed railway infrastructure.

FP.M.IT.S1311.F4.SBI51.101.112.FAV.EUR.EDP - Central Government: loans from other monetary financial institutions

Loans disbursed by resident monetary financial institutions, the European Investment Bank and, as of September 2006, Cassa Depositi e Prestiti S.p.A. to be redeemed by the state. Loans denominated in foreign currencies are

The Public Finances: Borrowing Requirement and Debt

converted using the end-of-period exchange rate. Following the decisions of Eurostat announced on 23 May 2005, the series loans raised by Infrastrutture S.p.A. to finance the construction of high-speed railway infrastructure, net of the part of the specific-purpose loans not yet disbursed by Cassa Depositi e Prestiti S.p.A. and included in the deposits in the supervisory reports.

FP.M.IT.S1311.MGD.S13BI1.101.112.FAV.EUR.EDP - Central Government: consolidating items

Central government financial liabilities that are assets of entities belonging to other subsectors of general government. The aggregate is calculated according to the methodological criteria established in European Council Regulation no. 479/2009.

FP.M.IT.S1311.MGD.SBI3.101.112.FAV.EUR.EDP - Central Government: gross debt

The sum of central government financial liabilities, excluding those that are assets of general government entities. The aggregate is calculated according to the methodological criteria established in European Council Regulation no. 479/2009.

FP.M.IT.S1311.MGD.SBI4.101.112.FAV.EUR.EDP - Central Government: unconsolidated gross debt

The sum of central government financial liabilities (excluding those held by that subsector), including those that are assets of entities belonging to the other subsectors of general government. The aggregate is calculated according to the methodological criteria established in European Council Regulation no. 479/2009.

FP.M.IT.S1313.F3.SBI3.101.112.FAV.EUR.EDP - Local Government: securities

Securities issued by local government and not subscribed by general government entities. They are included at nominal value. For securities denominated in foreign currencies, the conversion is made using the end-of-period exchange rate. Account is also taken of swaps.

FP.M.IT.S1313.F4.SBI51.101.112.FAV.EUR.EDP - Local Government: loans from other monetary financial institutions

Loans disbursed by resident monetary financial institutions, the European Investment Bank and, as of September 2006, Cassa Depositi e Prestiti S.p.A. to be redeemed by local government. Loans denominated in foreign currencies are converted using the end-of-period exchange rate, net of the part of the specific-purpose loans not yet disbursed by Cassa Depositi e Prestiti S.p.A. and included in the deposits in the supervisory reports.

FP.M.IT.S1313.MGD.S13BI2.101.112.FAV.EUR.EDP - Local Government: consolidating items

Local government financial liabilities that are assets of entities belonging to the other subsectors of general government. The aggregate is calculated according to the methodological criteria established in European Council Regulation no. 479/2009.

FP.M.IT.S1313.MGD.SBI3.101.112.FAV.EUR.EDP - Local Government: gross debt

The sum of local government financial liabilities, excluding those that are assets of general government entities. The aggregate is calculated according to the methodological criteria established in European Council Regulation no. 479/2009.

FP.M.IT.S1313.MGD.SBI5.101.112.FAV.EUR.EDP - Local Government: unconsolidated gross debt

The sum of local government financial liabilities (excluding those held by that subsector), including those that are assets of entities belonging to the other subsectors of general government. The aggregate is calculated according to the methodological criteria established in European Council Regulation no. 479/2009.

FP.M.IT.S1314.MGD.S13BI3.101.112.FAV.EUR.EDP - Social security funds: consolidating items

Financial liabilities of social security institutions that are assets of entities belonging to the other subsectors of

The Public Finances: Borrowing Requirement and Debt

general government. The aggregate is calculated according to the methodological criteria established in European Council Regulation no. 479/2009.

FP.M.IT.S1314.MGD.SBI3.101.112.FAV.EUR.EDP - Social security institutions: gross debt

The sum of the financial liabilities of social security institutions, excluding those that are assets of general government entities. The aggregate is calculated according to the methodological criteria established in European Council Regulation no. 479/2009.

FP.M.IT.S1314.MGD.SBI6.101.112.FAV.EUR.EDP - Social security institutions: unconsolidated gross debt

The sum of the financial liabilities of social security institutions (excluding those held by that subsector), including those that are assets of entities belonging to the other subsectors of general government. The aggregate is calculated according to the methodological criteria established in European Council Regulation no. 479/2009.

TCCE0250 - Local government debt: by subsector and instrument

FP.M.IT.173.F3.SBI3.101.112.FAV.EUR.EDP - Municipalities: securities

Securities issued by municipalities and unions of municipalities and not subscribed by general government entities. For securities denominated in foreign currencies, the conversion is made using the end-of-period exchange rate. Account is also taken of swaps.

FP.M.IT.173.F4.SBI51.101.112.FAV.EUR.EDP - Municipalities: loans from other monetary financial institutions and CDP SpA

Loans disbursed by resident monetary financial institutions, Depositi e Prestiti S.p.A. and the European Investment Bank to be redeemed by municipalities and unions of municipalities. Loans denominated in foreign currencies are converted using the end-of-period exchange rate, net of the part of the specific-purpose loans not yet disbursed by Cassa Depositi e Prestiti S.p.A. and included in the deposits in the supervisory reports.

FP.M.IT.173.MGD.SBI3.101.112.FAV.EUR.EDP - Municipalities: gross debt

The sum of the financial liabilities of municipalities and unions of municipalities excluding those that are assets of general government entities. The aggregate is calculated according to the methodological criteria established in European Council Regulation no. 479/2009.

FP.M.IT.S1313.MGD.SBI3.101.112.FAV.EUR.EDP - Local Government: gross debt

The sum of local government financial liabilities, excluding those that are assets of general government entities. The aggregate is calculated according to the methodological criteria established in European Council Regulation no. 479/2009.

FP.M.IT.S13BI27.F3.SBI3.101.112.FAV.EUR.EDP - Regions and autonomous Provinces: securities

Securities issued by regions and not subscribed by general government entities. They are included at nominal value. For securities denominated in foreign currencies, the conversion is made using the end-of-period exchange rate. Account is also taken of swaps.

FP.M.IT.S13BI27.F4.SBI51.101.112.FAV.EUR.EDP - Regions and autonomous: loans from other monetary financial institutions and CDP SpA

Loans disbursed by resident monetary financial institutions, Cassa Depositi e Prestiti S.p.A. and the European Investment Bank to be redeemed by regions. Loans denominated in foreign currencies are converted using the end-of-period exchange rate, net of the part of the specific-purpose loans not yet disbursed by Cassa Depositi e Prestiti S.p.A. and included in the deposits in the supervisory reports.

The Public Finances: Borrowing Requirement and Debt

FP.M.IT.S13BI27.MGD.SBI3.101.112.FAV.EUR.EDP - Regions and autonomous Provinces: gross debt

The sum of the financial liabilities of regions, excluding those that are assets of general government entities. The aggregate is calculated according to the methodological criteria established in European Council Regulation no.479/2009. The series also includes the liabilities in connection with securitizations of receivables from health-sector bodies.

FP.M.IT.S13BI28.F3.SBI3.101.112.FAV.EUR.EDP - Provinces: securities

Securities issued by provinces and metropolitan areas and not subscribed by general government entities. For securities denominated in foreign currencies, the conversion is made using the end-of-period exchange rate. Account is also taken of swaps.

FP.M.IT.S13BI28.F4.SBI51.101.112.FAV.EUR.EDP - Provinces: loans from other monetary financial institutions and CDP SpA

Loans disbursed by resident monetary financial institutions, Depositi e Prestiti S.p.A. and the European Investment Bank to be redeemed by provinces and metropolitan areas. Loans denominated in foreign currencies are converted using the end-of-period exchange rate, net of the part of the specific-purpose loans not yet disbursed by Cassa Depositi e Prestiti S.p.A. and included in the deposits in the supervisory reports.

FP.M.IT.S13BI28.MGD.SBI3.101.112.FAV.EUR.EDP - Provinces: gross debt

The sum of the financial liabilities of provinces and metropolitan areas excluding those that are assets of general government entities. The aggregate is calculated according to the methodological criteria established in European Council Regulation no. 479/2009.

FP.M.IT.S13BI29.MGD.SBI3.101.112.FAV.EUR.EDP - Other Local Government: gross debt

The sum of the financial liabilities of other local government entities, excluding those that are assets of general government entities. The aggregate is calculated according to the methodological criteria established in European Council Regulation no. 479/2009.

TCCE0275 - Local government debt: by geographical area

FP.M.IT.S1313.MGD.SBI3.101.112.FAV.EUR.EDP - Local Government: gross debt

The sum of local government financial liabilities, excluding those that are assets of general government entities. The aggregate is calculated according to the methodological criteria established in European Council Regulation no. 479/2009.

FP.M.ITC.S1313.MGD.SBI3.101.112.FAV.EUR.EDP - North-West: gross debt

The sum of the financial liabilities of local government entities located in the North-West, excluding those that are assets of general government entities. The aggregate is calculated according to the methodological criteria established in European Council Regulation no. 479/2009.

FP.M.ITF.S1313.MGD.SBI3.101.112.FAV.EUR.EDP - South: gross debt

The sum of the financial liabilities of local government entities located in the South, excluding those that are assets of general government entities. The aggregate is calculated according to the methodological criteria established in European Council Regulation no. 479/2009.

FP.M.ITG.S1313.MGD.SBI3.101.112.FAV.EUR.EDP - Islands: gross debt

The sum of the financial liabilities of local government entities located in the Islands, excluding those that are assets of general government entities. The aggregate is calculated according to the methodological criteria established in European Council Regulation no. 479/2009.

The Public Finances: Borrowing Requirement and Debt

FP.M.ITH.S1313.MGD.SBI3.101.112.FAV.EUR.EDP - North-East: gross debt

The sum of the financial liabilities of local government entities located in the North-East, excluding those that are assets of general government entities. The aggregate is calculated according to the methodological criteria established in European Council Regulation no. 479/2009.

FP.M.ITI.S1313.MGD.SBI3.101.112.FAV.EUR.EDP - Centre: gross debt

The sum of the financial liabilities of local government entities located in the Centre, excluding those that are assets of general government entities. The aggregate is calculated according to the methodological criteria established in European Council Regulation no. 479/2009.

TCCE0300 - General government debt, deposits and other assets

FP.M.IT.S13.F22DI.S121.101.111.FAV.EUR.FPBI - Treasury payments account

The Treasury payments account (Law 483/1993).

FP.M.IT.S13.F22FA.S121.101.111.FAV.EUR.FPBI - Sinking fund for the redemption of Government securities

The sinking fund for the redemption of government securities (Law 432/1993 as amended by Decree Law 436/1994, reiterated several times and ratified by Law 110/1996). In January 2015 the fund account and the available balance were transferred from Banca d'Italia to Cassa Depositi e Prestiti Spa (Law 190/2014).

FP.M.IT.S13.F22OP.SBI51.101.111.FAV.EUR.FPBI - General Government: investments of liquid assets

The amounts generated by OPTES operations involving Treasury liquidity investments with the banking system under the new system for managing the Treasury's liquidity on deposit with the Bank of Italy. These operations are carried out by way of auctions or bilateral negotiation. (Ministry Decree 25391 of 25 October 2011).

FP.M.IT.S13.F2AL.S121.101.111.FAV.EUR.FPBI - General Government: other deposits held with Bank of Italy

Other time deposits. Consists mainly of the Treasury's current account, instituted under the convention between the Bank of Italy and the counterparties admitted to the operations on behalf of the Treasury (OPTES) (Decree of the Ministry for the Economy and Finance 25391, 25 October 2011).

FP.M.IT.S13.F2BI1.S121.101.111.FAV.EUR.FPBI - General Government: deposits held with Central bank

Consists mainly of the Treasury payments account (Law 483/1993 and Ministerial Decree of 19.09.2005), the sinking fund for the redemption of government securities (Law 432/1993 as amended by Decree Law 436/1994, reiterated several times and ratified by Law 110/1996) and other time deposits.

FP.M.IT.S13.F2BI1.S12BI1.101.111.FAV.EUR.FPBI - General Government: deposits held with other resident monetary financial institutions net of investments of liquid assets

The sum of general government deposits held with resident monetary financial institutions. Does not include OPTES operations involving Treasury liquidity investments with resident institutions, part of the specific-purpose loans not yet disbursed by Cassa Depositi e Prestiti S.p.A. and sinking fund for the redemption of government securities.

FP.M.IT.S13.F2BI1.S12BI19.101.111.FAV.EUR.FPBI - General Government: Treasury's liquid balances

Consists of the Treasury payments account (Law 483/1993 and Ministerial Decree of 19.09.2005), the sinking fund for the redemption of government securities (Law 432/1993 as amended by Decree Law 436/1994, reiterated several times and ratified by Law 110/1996), other time deposits, operations on behalf of the Treasury (OPTES) involving the investment of Treasury funds with the banking system (Decree of the Ministry for the Economy and Finance 25391, 25 October 2011) and, until November 1994, the Treasury's current account with the Bank of Italy and a suspense account (Law 483/1993).

The Public Finances: Borrowing Requirement and Debt

FP.M.IT.S13.F2BI3.S121.101.111.FAV.EUR.FPBI - General Government: deposits held with Central bank (excluding sinking Fund)

Consists mainly of the Treasury payments account (Law 483/1993 and Ministerial Decree of 19.09.2005) and other time deposits.

FP.M.IT.S13.MGD.SBI3.101.112.FAV.EUR.EDP - General Government: gross debt

The sum of general government financial liabilities, excluding those that are assets of general government entities. The aggregate is calculated according to the methodological criteria established in European Council Regulation no. 479/2009.

FP.M.IT.S13.MGD03.SBI3.101.112.FAV.EUR.EDP - General government: debt net of Treasury's liquid balances

The sum of the financial liabilities of general government, excluding those that are assets of general government entities, net of deposits held with the Bank of Italy and OPTES operations involving the Treasury liquidity investments with the banking system. The aggregate is calculated according to the methodological criteria established in European Council Regulation no. 479/2009.

FP.M.IT.S1311.F4.S211.101.111.FAV.EUR.EDP - Central Government: liabilities connected with loans to EMU member states (bilateral or through the European Financial Stability Facility - EFSF)

Liabilities connected with loans granted to countries belonging to the Economic and Monetary Union both bilaterally and via the European Financial Stability Facility.

FP.M.IT.S1311.F5.S212.101.111.FAV.EUR.FPBI - Central Government: participation in the capital by European Stability Mechanism (ESM)

Participation in the capital of the European Stability Mechanism (ESM). The ESM's capital amounts to " 700 billion, of which " 80 billion to be paid up by the participating Member States not later than the end of the first half of 2014; the remaining part consists of callable capital.

TCCE0325 - General government debt: by residual maturity

FP.M.IT.S13.MGD.SBI3.101.112.FAV.EUR.EDP - General Government: gross debt

The sum of general government financial liabilities, excluding those that are assets of general government entities. The aggregate is calculated according to the methodological criteria established in European Council Regulation no. 479/2009.

FP.M.IT.S13.MGD05.SBI3.101.112.FAV.EUR.EDP - General Government: gross debt with residual maturity up to 1 year

The sum of local government financial liabilities, excluding those that are assets of general government entities. The aggregate is calculated according to the methodological criteria established in European Council Regulation no. 479/2009.

FP.M.IT.S13.MGD06.SBI3.101.112.FAV.EUR.EDP - General Government: gross debt with residual maturity over 1 and up to 5 years

The sum of general government financial liabilities with residual maturity of between 1 and 5 years, excluding those that are assets of general government entities. Until November 2008 the residual maturity of the loans is estimated on the basis of that of the securities; until August 2010 the residual maturity of the loans disbursed by Cassa Depositi e Prestiti is estimated on the basis of that of the loans of MFIs. The aggregate is calculated according to the methodological criteria established in European Council Regulation no. 479/2009.

FP.M.IT.S13.MGD07.SBI3.101.112.FAV.EUR.EDP - General Government: gross debt with residual maturity over 5 years

The sum of general government financial liabilities with residual maturity of more than 5 years, excluding those

The Public Finances: Borrowing Requirement and Debt

that are assets of general government entities. Until November 2008 the residual maturity of the loans is estimated on the basis of that of the securities; until August 2010 the residual maturity of the loans disbursed by Cassa Depositi e Prestiti is estimated on the basis of that of the loans of MFIs. The aggregate is calculated according to the methodological criteria established in European Council Regulation no. 479/2009.

FP.M.IT.S13.MGD08.SBI3.101.112.FAV.EUR.EDP - General Government: variable interest rate instruments with residual maturity over 1 and up to 5 years

The sum of general government variable rate financial liabilities with residual maturity of between 1 and 5 years, excluding those that are assets of general government entities. Until November 2008 the residual maturity of the loans is estimated on the basis of that of the securities; until August 2010 the residual maturity of the loans disbursed by Cassa Depositi e Prestiti is estimated on the basis of that of the loans of MFIs. The aggregate is calculated according to the methodological criteria established in European Council Regulation no. 479/2009.

FP.M.IT.S13.MGD09.SBI3.101.112.FAV.EUR.EDP - General Government: variable interest rate instruments with residual maturity over 5 years

The sum of general government variable rate financial liabilities with residual maturity of more than 5 years, excluding those that are assets of general government entities. Until November 2008 the residual maturity of the loans is estimated on the basis of that of the securities; until August 2010 the residual maturity of the loans disbursed by Cassa Depositi e Prestiti is estimated on the basis of that of the loans of MFIs. The aggregate is calculated according to the methodological criteria established in European Council Regulation no. 479/2009.

FP.M.IT.S13.MGD10.SBI3.101.112.FAV.AA.EDP - General Government: average residual maturity of gross debt

The average residual maturity in years of general government financial liabilities, excluding those that are assets of general government entities. Until November 2008 the residual maturity of the loans is estimated on the basis of that of the securities; until August 2010 the residual maturity of the loans disbursed by Cassa Depositi e Prestiti is estimated on the basis of that of the loans of MFIs. The aggregate is calculated according to the methodological criteria established in European Council Regulation no. 479/2009.

TCCE0350 - Gross general government debt: by original maturity, instrument, currency of denomination and residence of the creditors

FP.M.IT.S13.F2.SBI3.101.112.FAV.EUR.EDP - General Government: currency and deposits (liabilities) in domestic currency

Post Office funds, coins in circulation and deposits held with the Treasury by entities outside general government. As of December 2003, following the exclusion of Cassa Depositi e Prestiti from general government, Post Office funds include only the part pertaining to Ministry for the Economy and Finance. This comprises ordinary and fixed-term post office savings certificates, and Post Office current accounts. Following the decisions of Eurostat announced on 23 May 2005, the series includes the prepayments of taxes by tax collection agencies (Decree Law 341/2003 ratified by Law 31/2004 and Decree Law 282/2004 ratified by Law 307/2004).

FP.M.IT.S13.F2R00.SBI3.101.112.FAV.EUR.EDP - General Government: short-term currency and deposits

Coins in circulation, deposits with the Treasury of non-general-government bodies and post office funds except for fixed-term post office savings certificates and post office savings-book time deposits. As of December 2003, following the exit of Cassa Depositi e Prestiti from the general government sector, post office funds include only the portion pertaining to the Ministry for the Economy and Finance. It includes ordinary post office savings certificates and post office current accounts. Following Eurostat's decision of 23 May 2005, the series includes the deposits made in advance by tax collection agents (Decree Law 341/2003, converted into Law 31/2004 and Decree Law 282/2004, converted into Law 307/2004).

The Public Finances: Borrowing Requirement and Debt

FP.M.IT.S13.F2R01.SBI3.101.112.FAV.EUR.EDP - General Government: medium and long-term currency and deposits with payment due in less than one year

The portion pertaining to the Ministry for the Economy and Finance of post office savings-book time deposits and fixed-term post office savings certificates with a residual maturity of one year or less.

FP.M.IT.S13.F2R02.SBI3.101.112.FAV.EUR.EDP - General Government: medium and long-term currency and deposits with payment due in more than one year

The portion pertaining to the Ministry for the Economy and Finance of post office savings-book time deposits and fixed-term post office savings certificates with a residual maturity of more than one year.

FP.M.IT.S13.F3.SBI3.101.112.FAV.EUR.EDP - General Government: debt securities

Debt securities issued by general government and not taken up by entities belonging to the same sector. The securities are valued at par. For securities denominated in currencies other than the euro, the translation is made using the end-of-period exchange rate. Swaps are taken into consideration. The series includes securities issued in repayment of past debts, those issued by the former autonomous agencies, which are repaid from the budget, those issued in 1993 to set up the Treasury's current account with the central bank in accordance with Law 483/1993, and those issued in November 1994 in connection with the conversion of the temporary Treasury account pursuant to Ministerial Decree of 15/11/1994 (76,206 billion lire). The latter, which were initially held in the Bank of Italy's portfolio, were the subject of a bond conversion transaction in December 2002. Following Eurostat's decision of 23 May 2005, the series includes the securities issued by Infrastrutture S.p.A. to finance high-speed railway investments.

FP.M.IT.S13.F31.SBI3.101.112.FAV.EUR.EDP - General Government: short-term securities

Securities with an initial maturity equal to or less than one year issued by general government and not subscribed by general government entities. The securities are included at nominal value. For securities denominated in foreign currencies, the conversion is made using the end-of-period exchange rate. Account is also taken of swaps.

FP.M.IT.S13.F32R01.SBI3.101.112.FAV.EUR.EDP - General Government: medium and long-term debt securities with payment due in less than one year

Securities with an original maturity of more than one year and a residual maturity of one year or less issued by general government, excluding those taken up by entities belonging to the same sector. The securities are valued at par. For securities denominated in currencies other than the euro, the translation is made using the end-of-period exchange rate. Swaps are taken into consideration.

FP.M.IT.S13.F32R02.SBI3.101.112.FAV.EUR.EDP - General Government: medium and long-term debt securities with payment due in more than one year

Securities with a residual maturity of more than one year issued by general government, excluding those taken up by entities belonging to the same sector. The securities are valued at par. For securities denominated in currencies other than the euro, the translation is made using the end-of-period exchange rate.

FP.M.IT.S13.F4.SBI3.101.112.FAV.EUR.EDP - General Government: loans

Loans granted to general government, excluding those that are assets of entities belonging to the same sector. For the components, see Table TCCE0175.

FP.M.IT.S13.F41.SBI3.101.112.FAV.EUR.EDP - General Government: short-term loans

Loans granted to general government with an original maturity of one year or less, excluding those that are assets of entities belonging to the same sector.

The Public Finances: Borrowing Requirement and Debt

FP.M.IT.S13.F42R01.SBI3.101.112.FAV.EUR.EDP - General Government: medium and long-term loans with payment due in less than a year

Loans granted to general government with an original maturity of more than one year and a residual maturity of one year or less, excluding those that are assets of entities belonging to the same sector.

FP.M.IT.S13.F42R02.SBI3.101.112.FAV.EUR.EDP - General Government: medium and long-term loans with payment due in more than one year

Loans granted to general government with a residual maturity of more than one year, excluding those that are assets of entities belonging to the same sector.

FP.M.IT.S13.MGD.S2.101.112.FAV.EUR.EDP - General Government: gross debt held by non-residents

The share of general government financial liabilities held by non-residents. The aggregate is partly estimated on the basis of information contained in reports for the calculation of the Balance of payment; it includes liabilities connected with loans granted to countries belonging to EMU via the European Financial Stability Facility. The aggregate is calculated according to the methodological criteria established in European Council Regulation no. 479/2009. As of December 2008, the data are collected on a security-by-security basis, at nominal value and include securities subscribed by the Eurosystem, apart from those held by the Bank of Italy, under the Securities market programme (SMP) and the Public sector purchase programme (PSPP).

FP.M.IT.S13.MGD.SBI122.101.112.FAV.EUR.EDP - General Government: gross debt held by residents

The portion of general government financial liabilities held by residents. For the components, see Table TCCE0200.

FP.M.IT.S13.MGD.SBI3.101.112.FAV.EUR.EDP - General Government: gross debt

The sum of general government financial liabilities, excluding those that are assets of general government entities. The aggregate is calculated according to the methodological criteria established in European Council Regulation no. 479/2009.

FP.M.IT.S13.MGD01.SBI3.101.112.FAV.EUR.EDP - General Government: gross debt with initial maturity > 1 year

The sum of general government financial liabilities with initial maturity of more than one year, excluding those that are assets of general government entities. The aggregate is calculated according to the methodological criteria established in European Council Regulation no. 479/2009.

FP.M.IT.S13.MGD04.SBI3.101.112.FAV.EUR.EDP - General Government: gross debt denominated in foreign currencies

The sum of general government financial liabilities denominated in foreign currency, excluding those that are assets of entities belonging to the same sector. The aggregate is calculated in accordance with the methods laid down in Council Regulation (EC) No. 479/2009.

FP.M.IT.S13.MGD11.SBI3.101.112.FAV.EUR.EDP - General Government: gross debt denominated in Euros

The sum of general government financial liabilities denominated in euros, excluding those that are assets of entities belonging to the same sector. The aggregate is calculated in accordance with the methods laid down in Council Regulation (EC) No. 479/2009.

FP.M.IT.S13.MGD12.SBI3.101.112.FAV.EUR.EDP - General Government: medium and long-term gross debt with payment due in less than one year

The sum of general government financial liabilities with an original maturity of more than one year and a residual maturity of one year or less, excluding those that are assets of entities belonging to the same sector. The aggregate is calculated in accordance with the methods laid down in Council Regulation (EC) No. 479/2009.

The Public Finances: Borrowing Requirement and Debt

FP.M.IT.S13.MGD13.SBI3.101.112.FAV.EUR.EDP - General Government: medium and long-term gross debt with payment due in more than one year

The sum of general government financial liabilities with a residual maturity of more than one year, excluding those that are assets of entities belonging to the same sector. The aggregate is calculated in accordance with the methods laid down in Council Regulation (EC) No. 479/2009.

FP.M.IT.S13.MGD14.SBI3.101.112.FAV.EUR.EDP - General Government: short-term gross debt

The sum of general government financial liabilities with an original maturity of one year or less, excluding those that are assets of entities belonging to the same sector. The aggregate is calculated in accordance with the methods laid down in Council Regulation (EC) No. 479/2009.

TCCE0375 - Gross central government debt: by original maturity, instrument, currency of denomination and residence of the creditors

FP.M.IT.S1311.F2.SBI4.101.112.FAV.EUR.EDP - Central Government: currency and deposits (consolidated within Central Government)

The aggregate coincides with that specified for general government (see Table TCCE0175).

FP.M.IT.S1311.F2R00.SBI4.101.112.FAV.EUR.EDP - Central Government: short-term currency and deposits

The aggregate coincides with that specified for general government (see Table TCCE0350).

FP.M.IT.S1311.F2R01.SBI4.101.112.FAV.EUR.EDP - Central Government: medium and long-term currency and deposits with payment due in less than one year

The aggregate coincides with that specified for general government (see Table TCCE0350).

FP.M.IT.S1311.F2R02.SBI4.101.112.FAV.EUR.EDP - Central Government: medium and long-term currency and deposits with payment due in more than one year

The portion pertaining to the Ministry for the Economy and Finance of post office savings-book time deposits and fixed-term post office savings certificates with a residual maturity of more than one year.

FP.M.IT.S1311.F3.SBI4.101.112.FAV.EUR.EDP - Central Government: debt securities (consolidated within Central Government)

Debt securities issued by central government and not taken up by entities belonging to the same sector. The securities are valued at par. For securities denominated in currencies other than the euro, the translation is made using the end-of-period exchange rate. Swaps are taken into consideration. The series includes securities issued in repayment of past debts, those issued by the former autonomous agencies, which are repaid from the budget, those issued in 1993 to set up the Treasury's current account with the central bank in accordance with Law 483/1993, and those issued in November 1994 in connection with the conversion of the temporary Treasury account pursuant to Ministerial Decree of 15/11/1994 (76,206 billion lire). The latter, which were initially held in the Bank of Italy's portfolio, were the subject of a bond conversion transaction in December 2002. Following Eurostat's decision of 23 May 2005, the series includes the securities issued by Infrastrutture S.p.A. to finance high-speed railway investments.

FP.M.IT.S1311.F31.SBI4.101.112.FAV.EUR.EDP - Central Government: short-term debt securities (consolidated within Central Government)

Securities with an original maturity of one year or less, issued by central government, excluding those taken up by entities belonging to the same sector. The securities are valued at par. For securities denominated in currencies other than the euro, the translation is made using the end-of-period exchange rate. Swaps are taken into consideration.

The Public Finances: Borrowing Requirement and Debt

FP.M.IT.S1311.F32R01.SBI4.101.112.FAV.EUR.EDP - Central Government: medium and long-term debt securities with payment due in less than one year

The sum of central government financial liabilities with an original maturity of more than one year and a residual maturity of one year or less, excluding those taken up by entities belonging to the same sector but including those that are assets of entities belonging to other sectors of general government. The aggregate is calculated in accordance with the methods laid down in Council Regulation (EC) No. 479/2009.

FP.M.IT.S1311.F32R02.SBI4.101.112.FAV.EUR.EDP - Central Government: medium and long-term debt securities with payment due in more than one year

Securities with a residual maturity of more than one year issued by central government, excluding those taken up by entities belonging to the same sector. The securities are valued at par. For securities denominated in currencies other than the euro, the translation is made using the end-of-period exchange rate. Swaps are taken into consideration.

FP.M.IT.S1311.F4.SBI4.101.112.FAV.EUR.EDP - Central Government: loans (consolidated within Central Government)

Loans granted to central government, excluding those that are assets of entities belonging to the same sector. For loans denominated in currencies other than the euro, the translation is made using the end-of-period exchange rate. The series includes loans granted by banks and monetary funds (see Table TCCE0225) and other residents, liabilities to the Bank of Italy, the proceeds of securitization transactions for the part considered as loans according to the Eurostat criteria, the liabilities in connection with loans to EMU countries via the European Financial Stability Facility and, from 1997 onwards, assignments without recourse to non-bank financial intermediaries in accordance with the Eurostat decision of 31 July 2012. As of December 2003, following the exit of Cassa Depositi e Prestiti from the general government sector, the series included, until August 2006, the loans granted by Cassa Depositi e Prestiti S.p.A. to central government net of the part of the specific-purpose loans not yet disbursed and included in the deposits in the supervisory reports. Following Eurostat's decision of 23 May 2005, the series includes the securities issued by Infrastrutture S.p.A. to finance high-speed railway investments.

FP.M.IT.S1311.F41.SBI4.101.112.FAV.EUR.EDP - Central Government: short-term loans (consolidated within Central Government)

Loans granted to central government with an original maturity of one year or less. The series includes liabilities to the Bank of Italy and, from 1997 onwards, assignments without recourse to non-bank financial intermediaries in accordance with the Eurostat decision of 31 July 2012.

FP.M.IT.S1311.F42R01.SBI4.101.112.FAV.EUR.EDP - Central Government: medium and long-term loans with payment due in less than a year

Loans granted to central government with an original maturity of more than one year and a residual maturity of one year or less.

FP.M.IT.S1311.F42R02.SBI4.101.112.FAV.EUR.EDP - Central Government: medium and long-term loans with payment due in more than one year

Loans granted to central government with a residual maturity of more than one year. For loans denominated in currencies other than the euro, the translation is made using the end-of-period exchange rate.

FP.M.IT.S1311.MGD.S2.101.112.FAV.EUR.EDP - Central Government: gross debt held by non-residents

The portion of central government financial liabilities held by non-residents.

FP.M.IT.S1311.MGD.SBI146.101.112.FAV.EUR.EDP - Central Government: gross debt held by residents

The portion of central government financial liabilities held by residents.

The Public Finances: Borrowing Requirement and Debt

FP.M.IT.S1311.MGD.SBI4.101.112.FAV.EUR.EDP - Central Government: unconsolidated gross debt

The sum of central government financial liabilities (excluding those held by that subsector), including those that are assets of entities belonging to the other subsectors of general government. The aggregate is calculated according to the methodological criteria established in European Council Regulation no. 479/2009.

FP.M.IT.S1311.MGD01.SBI4.101.112.FAV.EUR.EDP - Central Government: medium and long-term gross debt

The sum of central government financial liabilities with an original maturity of more than one year, excluding those that are assets of entities belonging to the same sector but including those that are assets of entities belonging to other sectors of general government. The aggregate is calculated in accordance with the methods laid down in Council Regulation (EC) No. 479/2009.

FP.M.IT.S1311.MGD04.SBI4.101.112.FAV.EUR.EDP - Central Government: total unconsolidated debt in foreign currencies

The sum of central government financial liabilities denominated in foreign currency, excluding those that are assets of entities belonging to the same sector but including those that are assets of entities belonging to other sectors of general government. The aggregate is calculated in accordance with the methods laid down in Council Regulation (EC) No. 479/2009.

FP.M.IT.S1311.MGD11.SBI4.101.112.FAV.EUR.EDP - Central Government: gross debt denominated in Euros

The sum of central government financial liabilities denominated in euros, excluding those that are assets of entities belonging to the same sector but including those that are assets of entities belonging to other sectors of general government. The aggregate is calculated in accordance with the methods laid down in Council Regulation (EC) No. 479/2009.

FP.M.IT.S1311.MGD12.SBI4.101.112.FAV.EUR.EDP - Central Government: long-term gross debt with payment due in less than one year

The sum of central government financial liabilities with an original maturity of more than one year and a residual maturity of one year or less, excluding those that are assets of entities belonging to the same sector but including those that are assets of entities belonging to other sectors of general government. The aggregate is calculated in accordance with the methods laid down in Council Regulation (EC) No. 479/2009.

FP.M.IT.S1311.MGD13.SBI4.101.112.FAV.EUR.EDP - Central Government: medium and long-term gross debt with payment due in more than one year

The sum of central government financial liabilities with a residual maturity of more than one year, excluding those that are assets of entities belonging to the same sector but including those that are assets of entities belonging to other sectors of general government. The aggregate is calculated in accordance with the methods laid down in Council Regulation (EC) No. 479/2009.

FP.M.IT.S1311.MGD14.SBI4.101.112.FAV.EUR.EDP - Central Government: short-term gross debt

The sum of general government financial liabilities with an original maturity of one year or less, excluding those that are assets of entities belonging to the same sector but including those that are assets of entities belonging to other sectors of central government. The aggregate is calculated in accordance with the methods laid down in Council Regulation (EC) No. 479/2009.

'Statistics' series publications are available on the Bank of Italy's site:

<http://www.bancaditalia.it/statistiche/>

Requests for clarifications concerning data contained in this publication can be sent by e-mail to statistiche@bancaditalia.it

Publication not subject to registration pursuant to Article 3 bis of Law 103/2012