



BANCA D'ITALIA  
EUROSISTEMA

# Supplements to the Statistical Bulletin

---

Monetary and Financial Indicators

The Public Finances,  
borrowing requirement and debt

New series

Volume XXIII - 13 November 2013

Number

61

# Contents

|                         |  |
|-------------------------|--|
| Figure 1                | General government debt  |
| Figure 2                | Financial support to EMU countries   |
| Figure 3                | General government borrowing requirement net of privatization receipts                                 |
| Figure 4                | General government and central government borrowing requirement net of privatization receipts          |
| Table 1                 | - (TCCE0100) - Formation of the general government borrowing requirement                               |
| Table 2                 | - (TCCE0125) - Financing of the general government borrowing requirement: by instrument                |
| Table 3                 | - (TCCE0155) - Financing of the general government borrowing requirement: by subsector                 |
| Table 4                 | - (TCCE0175) - General government debt: by instrument  |
| Table 5                 | - (TCCE0200) - General government debt: by holding sector  |
| Table 6                 | - (TCCE0225) - General government debt: by subsector   |
| Table 7                 | - (TCCE0325) - General government debt: by residual maturity   |
| Table 8                 | - (TCCE0350) - Gross General Government Debt Position: by instrument and maturity, currency, residence |
| Table 9                 | - (TCCE0375) - Gross Central Government Debt Position: by instrument and maturity, currency, residence |
| Table 10                | - (TCCE0250) - Local government debt: by subsector and instrument                                      |
| Table 11                | - (TCCE0275) - Local government debt: by geographical area   |
| Table 12                | - (TCCE0300) - General government debt and deposits  |
| Methodological appendix |  |
| General information     |  |

## The Public Finances, borrowing requirement and debt

Figure 1

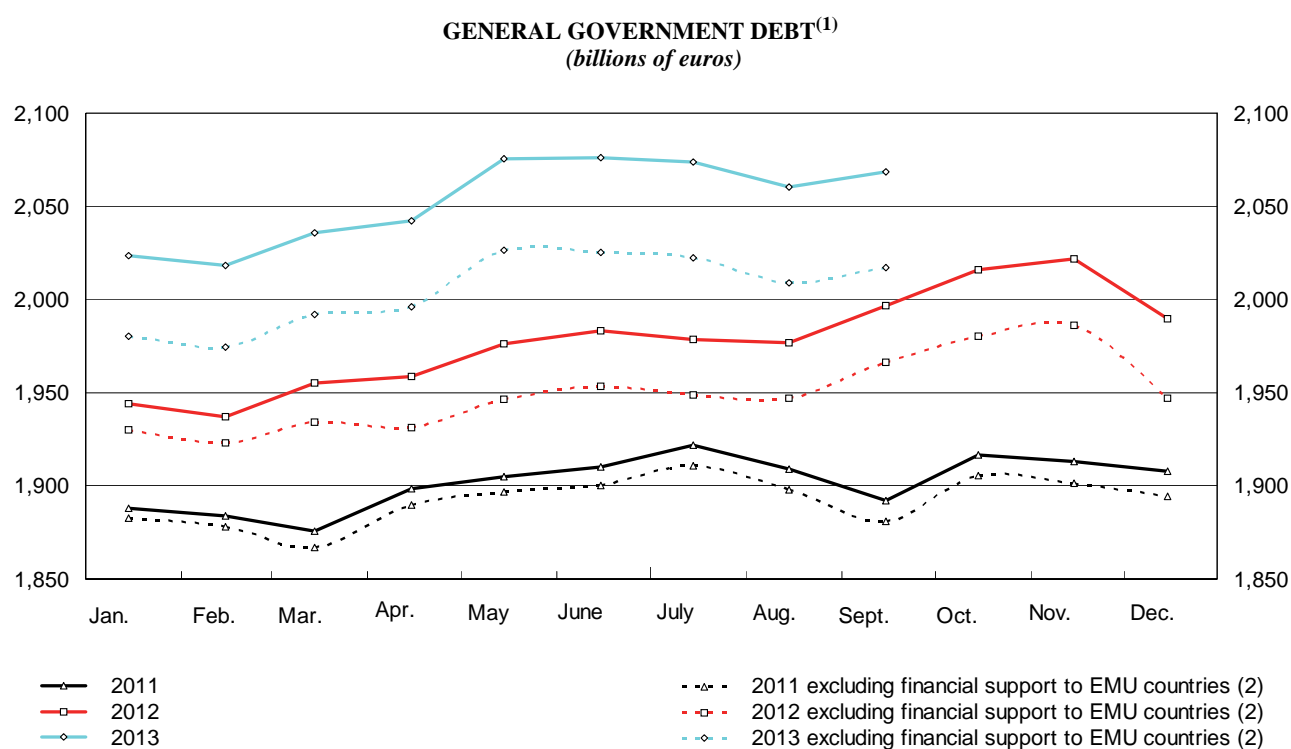
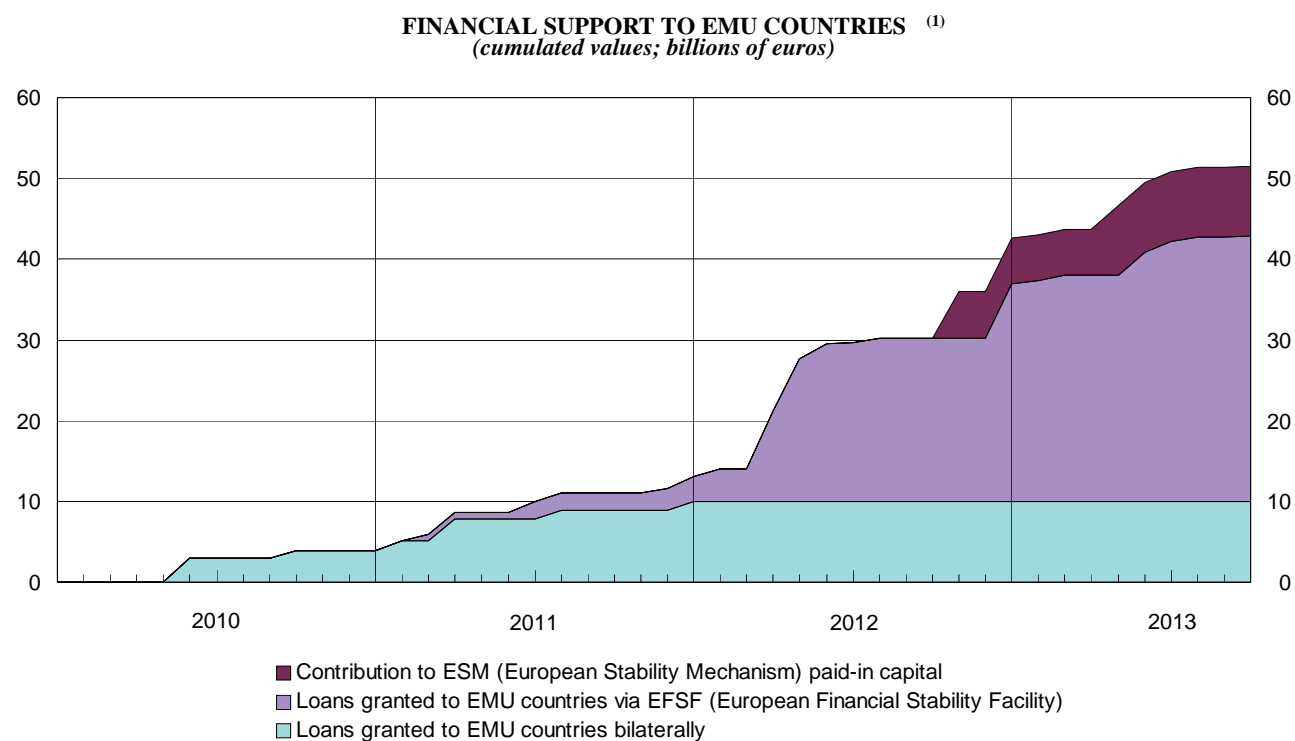


Figure 2



(1) See methodological appendix.

(2) The series excludes liabilities connected with loans granted to countries belonging to the EMU member States both bilaterally and via the EFSF (European Financial Stability Facility) and with the contribution to ESM (European Stability Mechanism) paid-in capital.

Figure 3

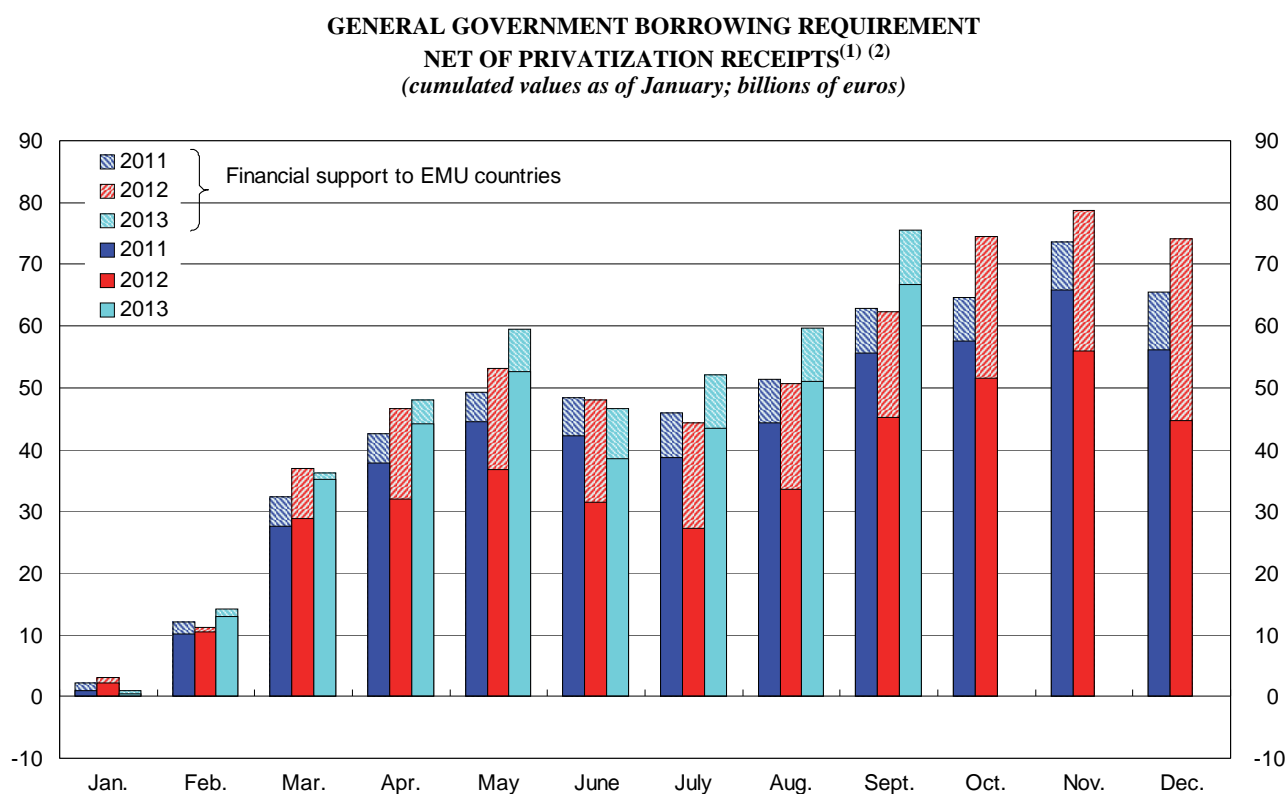
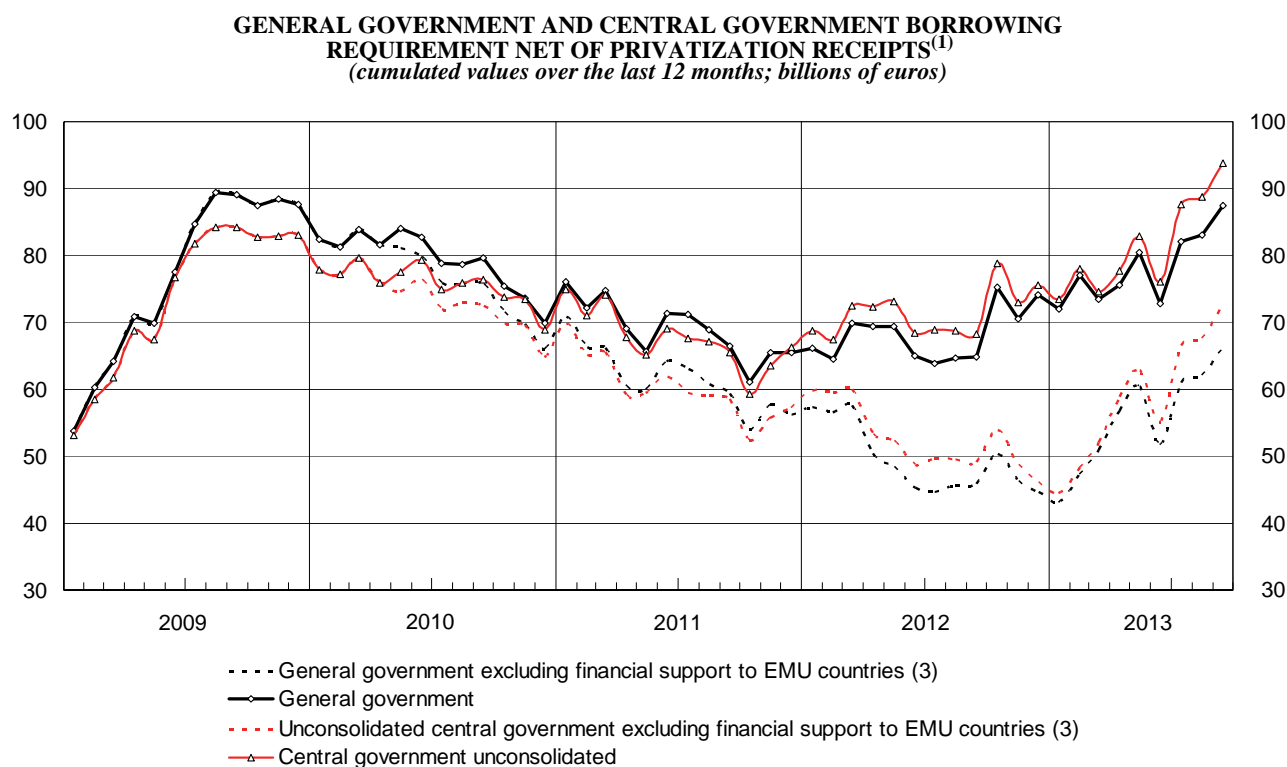


Figure 4



(1) See methodological appendix

(2) The hatched area in the histograms refers to the portion of the borrowing requirement determined by the financial support to EMU countries. The latter includes loans granted to countries belonging to the EMU member States both bilaterally and via the EFSF (European Financial Stability Facility) and the contribution to ESM (European Stability Mechanism) paid-in capital.

(3) The series excludes liabilities connected with loans granted to countries belonging to the EMU member States, both bilaterally and via the EFSF (European Financial Stability Facility), and with the contribution to ESM (European Stability Mechanism) paid-in capital.

# The Public Finances, borrowing requirement and debt

**Table 1**  
**TCCE0100**

## Formation of the general government borrowing requirement

(millions of euros)

|                  | Budget receipts |               |          | Budget payments     |                     |          | State budget balance | Other central government operations   |          |
|------------------|-----------------|---------------|----------|---------------------|---------------------|----------|----------------------|---------------------------------------|----------|
|                  | Tax revenue (1) | Other revenue | Total    | Current expenditure | Capital expenditure | Total    |                      | of which: Tax collection accounts (2) |          |
|                  | S428475M        | S511031M      | S435198M | S476612M            | S517254M            | S381188M | S072090M             | S070207M                              | S857863M |
| 2011 .....       | 402,785         | 33,594        | 436,379  | 459,099             | 42,863              | 501,963  | -65,584              | 3,252                                 | 4        |
| 2012 .....       | 409,707         | 43,283        | 452,990  | 469,396             | 40,694              | 510,089  | -57,099              | -11,507                               | 1,106    |
| 2011 - Oct. .... | 27,877          | 3,056         | 30,933   | 29,577              | 1,488               | 31,065   | -132                 | -1,968                                | -86      |
| Nov. ....        | 30,048          | 2,034         | 32,083   | 46,267              | 5,347               | 51,614   | -19,532              | 10,872                                | 812      |
| Dec. ....        | 72,192          | 8,403         | 80,595   | 85,482              | 13,568              | 99,050   | -18,455              | 25,773                                | -203     |
| 2012 - Jan. .... | 30,502          | 1,306         | 31,808   | 15,032              | 5,626               | 20,658   | 11,150               | -14,760                               | -277     |
| Feb. ....        | 26,429          | 1,355         | 27,784   | 32,958              | 674                 | 33,632   | -5,848               | -2,457                                | -631     |
| Mar. ....        | 26,237          | 2,492         | 28,729   | 40,895              | 2,143               | 43,038   | -14,309              | -11,368                               | 337      |
| Apr. ....        | 28,127          | 1,664         | 29,791   | 34,982              | 1,427               | 36,410   | -6,619               | -2,124                                | -296     |
| May ....         | 30,806          | 6,669         | 37,475   | 51,815              | 2,087               | 53,901   | -16,427              | 9,792                                 | 237      |
| June ....        | 38,058          | 2,990         | 41,047   | 25,488              | 3,690               | 29,178   | 11,869               | -7,501                                | 2,750    |
| July ....        | 41,652          | 1,761         | 43,413   | 49,012              | 5,103               | 54,115   | -10,702              | 14,859                                | -2,636   |
| Aug. ....        | 35,310          | 1,843         | 37,152   | 26,628              | 1,793               | 28,421   | 8,731                | -15,771                               | -330     |
| Sept. ....       | 22,579          | 1,336         | 23,915   | 23,972              | 1,158               | 25,131   | -1,216               | -10,039                               | 313      |
| Oct. ....        | 29,601          | 3,117         | 32,718   | 34,241              | 3,128               | 37,369   | -4,651               | -7,933                                | -312     |
| Nov. ....        | 31,446          | 8,015         | 39,461   | 71,281              | 3,824               | 75,105   | -35,644              | 37,532                                | 2,392    |
| Dec. ....        | 68,962          | 10,736        | 79,697   | 63,090              | 10,041              | 73,131   | 6,566                | -1,738                                | -439     |
| 2013 - Jan. .... | (30,750)        | (1,284)       | (32,034) | (18,086)            | (36)                | (18,122) | (13,913)             | (-15,214)                             | (-1,789) |
| Feb. ....        | (27,036)        | (2,104)       | (29,140) | (33,986)            | (6,398)             | (40,383) | (-11,243)            | (-1,709)                              | (-124)   |
| Mar. ....        | (26,043)        | (3,980)       | (30,022) | (42,649)            | (3,401)             | (46,050) | (-16,028)            | (-5,873)                              | (75)     |
| Apr. ....        | (29,221)        | (3,772)       | (32,993) | (42,493)            | (4,485)             | (46,978) | (-13,985)            | (3,446)                               | (-48)    |
| May ....         | (30,131)        | (3,305)       | (33,436) | (26,928)            | (3,460)             | (30,389) | (3,048)              | (-14,773)                             | (191)    |
| June ....        | (46,255)        | (4,505)       | (50,759) | (55,455)            | (3,346)             | (58,801) | (-8,041)             | (20,336)                              | (-216)   |
| July ....        | (35,572)        | (2,844)       | (38,415) | (47,586)            | (6,915)             | (54,501) | (-16,085)            | (8,138)                               | (3)      |
| Aug. ....        | (32,130)        | (1,634)       | (33,764) | (25,480)            | (2,964)             | (28,444) | (5,320)              | (-13,197)                             | (-153)   |
| Sept. ....       | (21,455)        | (2,047)       | (23,503) | (12,415)            | (1,401)             | (13,816) | (9,687)              | (-25,893)                             | (449)    |

(1) The revenues shown in this table do not correspond to the taxes actually paid. The monthly flows are observed with reference to the time receipts are entered in the state budget, which, since May 1998, and allocated to the various items of the state budget only some time afterwards. - (2) The flows shown under this heading refer to the changes in the balance of the "Tax collection accounts". A positive

**Table 1**  
**TCCE0100**

| Central government borrowing requirement | Local government borrowing requirement after consolidation | Borrowing requirement of social security institutions after consolidation | General government borrowing requirement | Privatization receipts (3) | Settlement of past debt (3) | GGBR net of debt settlement and privatization receipts | Memorandum item:  |  |
|--|--|---|--|----------------------------|-----------------------------|--|---|--|
|  |  |   |  |                            |                             |  | Unconsolidated CGBR net of debt settlement and privatization receipts |  |
| <i>S835207M</i>                          | <i>S888011M</i>  | <i>S900166M</i>   | <i>S922913M</i>                          | <i>S916545M</i>            | <i>S676300M</i>             | <i>S994979M</i>  | <i>S926208M</i>   |  |
| -62,332                                  | -1,500   | -26   | -63,859                                  | 1,560                      | -47                         | -65,371  | -66,315   |  |
| -68,606                                  | 2,355  | -14   | -66,265                                  | 7,874                      | -304                        | -73,836  | -75,642   |  |
| -2,100                                   | 152  | 30  | -1,918                                   | ..                         | -1                          | -1,917   | -2,202  |  |
| -8,660                                   | -194   | -5  | -8,860                                   | ..                         | -2                          | -8,857   | -9,185  |  |
| 7,318                                    | 829  | -17   | 8,130                                    | ..                         | -1                          | 8,131  | 5,970   |  |
| -3,610                                   | 617  | 10  | -2,983                                   | ..                         | -3                          | -2,979   | -3,647  |  |
| -8,306                                   | 79   | -32   | -8,259                                   | ..                         | ..                          | -8,258   | -8,260  |  |
| -25,676                                  | 96   | -5  | -25,585                                  | ..                         | -3                          | -25,582  | -25,471   |  |
| -8,743                                   | -1,090   | 41  | -9,791                                   | ..                         | -4                          | -9,788   | -8,730  |  |
| -6,635                                   | 161  | -12   | -6,486                                   | ..                         | -1                          | -6,484   | -6,809  |  |
| 4,368                                    | 770  | ..  | 5,138                                    | ..                         | -3                          | 5,141  | 4,770   |  |
| 4,157                                    | -447   | -5  | 3,706                                    | ..                         | -4                          | 3,709  | 3,665   |  |
| -7,040                                   | 579  | 9   | -6,452                                   | ..                         | -9                          | -6,444   | -7,129  |  |
| -11,255                                  | -257   | -11   | -11,522                                  | ..                         | -7                          | -11,515  | -11,235   |  |
| -12,584                                  | 365  | 7   | -12,213                                  | ..                         | -87                         | -12,126  | -12,760   |  |
| 1,888                                    | -731   | 24  | 1,181                                    | 5,423                      | -81                         | -4,160   | -3,416  |  |
| 4,828                                    | 2,213  | -40   | 7,001                                    | 2,452                      | -102                        | 4,651  | 3,380   |  |
| (-1,301)                                 | (420)  | (18)  | (-863)                                   | ..                         | (-1)                        | (-862)   | (-1,521)  |  |
| (-12,953)                                | (-253)   | (-20)   | (-13,225)                                | ..                         | (-2)                        | (-13,223)  | (-12,777)   |  |
| (-21,901)                                | (-168)   | (-10)   | (-22,078)                                | ..                         | (-1)                        | (-22,077)  | (-22,053)   |  |
| (-10,539)                                | (-200)   | (27)  | (-10,711)                                | (1,176)                    | (-1)                        | (-11,886)  | (-11,831)   |  |
| (-11,725)                                | (340)  | ..  | (-11,386)                                | (1)                        | (-3)                        | (-11,383)  | (-11,987)   |  |
| (12,295)                                 | (1,202)  | (-26)   | (13,471)                                 | (700)                      | (-3)                        | (12,773)   | (11,523)  |  |
| (-7,947)                                 | (2,478)  | ..  | (-5,469)                                 | ..                         | (-51)                       | (-5,418)   | (-7,853)  |  |
| (-7,877)                                 | (304)  | (-5)  | (-7,578)                                 | ..                         | (-1)                        | (-7,577)   | (-8,160)  |  |
| (-16,206)                                | (411)  | (-27)   | (-15,823)                                | ..                         | (-163)                      | (-15,660)  | (-16,338)   |  |

has not been the same as the time they are paid. In fact, as of May 1998, the main central government taxes are paid to the Treasury (and entered in the so-called "Tax collection accounts") flow indicates an increase in the balance (the taxes received exceeded those allocated to the state budget) and vice versa. - (3) Amounts with reference to central government.

# The Public Finances, borrowing requirement and debt

**Table 2**  
**TCCE0125**

## Financing of the general government borrowing requirement: by instrument

(millions of euros)

|                  | Currency and deposits |                                | Short-term securities | Medium and long-term securities |                                   | MFI loans | Other transactions                   |           |   | General government borrowing requirement |   |
|------------------|-----------------------|--------------------------------|-----------------------|---------------------------------|-----------------------------------|-----------|--------------------------------------|-----------|---|--|---|
|                  |                       | of which:<br>Post Office funds |                       |                                 | of which:<br>Variable rate (CCTs) |           | Change in Treasury's liquid balances |           | of which:<br>change in investments of liquidity |  | of which:<br>Transactions in debt instruments |
|                  |                       |                                |                       |                                 |                                   |           |                                      |           |   |  |   |
|                  | S129640M              | S173286M                       | S151658M              | S189357M                        | S205673M                          | S848329M  | S767399M                             | S191484M  | S492133M  | S029605M                                 | S969486M                                      |
| 2011.....        | -3,635                | -3,116                         | 1,319                 | 43,101                          | -14,075                           | 18        | 23,056                               | 18,994    | -   | 63,859                                   | 44,865  |
| 2012 .....       | 6,965                 | -1,314                         | 20,417                | 24,884                          | -21,404                           | 782       | 13,218                               | -10,138   | ..  | 66,265                                   | 76,404  |
| 2011 - Oct. .... | -893                  | -152                           | 7,102                 | 17,200                          | 114                               | 723       | -22,214                              | -21,561   | 100   | 1,918                                    | 23,479  |
| Nov.....         | 175                   | -249                           | -3,635                | -3,397                          | -14,586                           | 341       | 15,376                               | 14,853    | -4,680  | 8,860                                    | -5,993  |
| Dec.....         | 1,612                 | 139                            | -18,012               | 9,056                           | -463                              | -1,729    | 942                                  | -1,144    | 5,380   | -8,130                                   | -6,986  |
| 2012 - Jan. .... | -473                  | -483                           | 17,980                | 18,755                          | 651                               | -1,250    | -32,029                              | -32,573   | -5,655  | 2,983                                    | 35,555  |
| Feb.....         | -816                  | -102                           | 8,533                 | -15,769                         | 2                                 | 691       | 15,620                               | 16,040    | 1,527   | 8,259                                    | -7,781  |
| Mar. ....        | 9,317                 | -651                           | 4,980                 | -2,752                          | -12,152                           | 454       | 13,586                               | 6,331     | -1,428  | 25,585                                   | 19,254  |
| Apr.....         | -896                  | -115                           | 6,058                 | -10,117                         | 2,331                             | 1,399     | 13,347                               | 6,953     | -4,253  | 9,791                                    | 2,839   |
| May .....        | -1,933                | 38                             | 66                    | 14,481                          | -179                              | -16       | -6,112                               | -8,277    | 2,724   | 6,486                                    | 14,763  |
| June .....       | -1,106                | 547                            | -7,617                | 13,448                          | 5                                 | 504       | -10,366                              | -10,337   | -853  | -5,138                                   | 5,199   |
| July.....        | 1,705                 | -1,007                         | -2,183                | -2,966                          | 4                                 | -2,001    | 1,739                                | 597       | -10,951   | -3,706                                   | -4,303  |
| Aug.....         | 1,120                 | 270                            | -1,412                | -1,337                          | -15                               | 171       | 7,911                                | 8,158     | -6,890  | 6,452                                    | -1,706  |
| Sept.....        | 1,979                 | -505                           | 8,658                 | 8,500                           | 872                               | 1,601     | -9,216                               | -8,556    | -4,886  | 11,522                                   | 20,077  |
| Oct. ....        | -1,449                | -161                           | 4,885                 | 16,287                          | 1,057                             | -184      | -7,326                               | -6,971    | 7,501   | 12,213                                   | 19,183  |
| Nov.....         | -3,414                | -264                           | 1,970                 | 5,621                           | -13,816                           | 872       | -6,230                               | -6,235    | 5,805   | -1,181                                   | 5,054   |
| Dec.....         | 2,931                 | 1,120                          | -21,500               | -19,267                         | -163                              | -1,458    | 32,294                               | 24,731    | 17,359  | -7,001                                   | -31,732                                       |
| 2013 - Jan. .... | (1,501)               | (-1,356)                       | (6,549)               | (28,069)                        | (1,491)                           | (-1,408)  | (-33,848)                            | (-33,717) | -13,033   | (863)                                    | (34,580)                                      |
| Feb.....         | (-3,915)              | (8)                            | (266)                 | (-2,194)                        | (1,824)                           | (26)      | (19,041)                             | (18,461)  | -110  | (13,225)                                 | (-5,236)                                      |
| Mar. ....        | (2,642)               | (-94)                          | (-1,823)              | (16,660)                        | (856)                             | (880)     | (3,718)                              | (3,793)   | 2,397   | (22,078)                                 | (18,285)                                      |
| Apr.....         | (-3,348)              | (-218)                         | (3,050)               | (6,495)                         | (1,545)                           | (622)     | (3,892)                              | (3,894)   | -1,111  | (10,711)                                 | (6,817)                                       |
| May .....        | (584)                 | (-286)                         | (3,613)               | (24,909)                        | (2,829)                           | (301)     | (-18,022)                            | (-20,398) | -90   | (11,386)                                 | (31,783)                                      |
| June .....       | (-2,315)              | (-166)                         | (-130)                | (1,537)                         | (3,196)                           | (-450)    | (-12,113)                            | (-13,891) | -7,445  | (-13,471)                                | (420)   |
| July.....        | (1,656)               | (400)                          | (-1,095)              | (785)                           | (-12,695)                         | (-3,481)  | (7,604)                              | (8,053)   | 13,000  | (5,469)                                  | (-2,583)                                      |
| Aug.....         | (-1,617)              | (-538)                         | (104)                 | (-13,089)                       | (-13)                             | (806)     | (21,374)                             | (21,769)  | -5,994  | (7,578)                                  | (-14,191)                                     |
| Sept.....        | (506)                 | (626)                          | (1,591)               | (7,856)                         | (2,104)                           | (570)     | (5,301)                              | (5,650)   | 304   | (15,823)                                 | (10,173)                                      |

# The Public Finances, borrowing requirement and debt

**Table 3**  
**TCCE0155**

## Financing of the general government borrowing requirement: by subsector

(millions of euros)

|                  | Central government borrowing requirements |           |          | Additional borrowing requirement of local government |           |          | Additional borrowing requirement of social security institutions | General government borrowing requirement |          |
|------------------|---|-----------|----------|--|-----------|----------|--|--|----------|
|                  | of which:                                 |           |          | of which:  |           |          |  | of which:                                |          |
|                  | Securities                                | MFI loans |          | Securities   | MFI loans |          |  | Financed abroad                          |          |
|                  | S794710M                                  | S112869M  | S008424M | S855825M   | S173815M  | S047996M | S873945M   | S029605M                                 | S344502M |
| 2011 .....       | 62,332                                    | 45,781    | -2,163   | 1,500  | -1,362    | 2,164    | 26   | 63,859                                   | -1,297   |
| 2012 .....       | 68,606                                    | 46,712    | 1,021    | -2,355   | -1,412    | -251     | 14   | 66,265                                   | 14,729   |
| 2011 - Oct. .... | 2,100                                     | 24,384    | 201      | -152   | -81       | 535      | -30  | 1,918                                    | 3,196    |
| Nov. ....        | 8,660                                     | -7,081    | 194      | 194  | 49        | 138      | 5  | 8,860                                    | -2,189   |
| Dec. ....        | -7,318                                    | -8,632    | 106      | -829   | -323      | -1,822   | 17   | -8,130                                   | -2,837   |
| 2012 - Jan. .... | 3,610                                     | 36,787    | -937     | -617   | -52       | -317     | -10  | 2,983                                    | 653      |
| Feb. ....        | 8,306                                     | -7,182    | 431      | -79  | -54       | 225      | 32   | 8,259                                    | 228      |
| Mar. ....        | 25,676                                    | 2,259     | 568      | -96  | -32       | -104     | 5  | 25,585                                   | 7,438    |
| Apr. ....        | 8,743                                     | -3,995    | 157      | 1,090  | -64       | 1,272    | -41  | 9,791                                    | 9,047    |
| May .....        | 6,635                                     | 14,698    | 252      | -161   | -152      | -271     | 12   | 6,486                                    | 1,406    |
| June .....       | -4,368                                    | 6,194     | 661      | -770   | -364      | -163     | ..   | -5,138                                   | -6,164   |
| July .....       | -4,157                                    | -5,091    | -1,855   | 447  | -58       | -159     | 5  | -3,706                                   | -679     |
| Aug. ....        | 7,040                                     | -2,734    | 452      | -579   | -15       | -276     | -9   | 6,452                                    | -758     |
| Sept. ....       | 11,255                                    | 17,190    | 579      | 257  | -31       | 1,019    | 11   | 11,522                                   | 1,519    |
| Oct. ....        | 12,584                                    | 21,251    | -236     | -365   | -79       | 57       | -7   | 12,213                                   | -1,261   |
| Nov. ....        | -1,888                                    | 7,710     | 128      | 731  | -119      | 751      | -24  | -1,181                                   | -85      |
| Dec. ....        | -4,828                                    | -40,374   | 822      | -2,213   | -393      | -2,284   | 40   | -7,001                                   | 3,384    |
| 2013 - Jan. .... | (1,301)                                   | (34,679)  | (-1,260) | (-420)   | (-61)     | (-147)   | (-18)  | (863)                                    | (-244)   |
| Feb. ....        | (12,953)                                  | (-1,878)  | (-480)   | (253)  | (-50)     | (494)    | (20)   | (13,225)                                 | (551)    |
| Mar. ....        | (21,901)                                  | (14,868)  | (468)    | (168)  | (-31)     | (406)    | (10)   | (22,078)                                 | (256)    |
| Apr. ....        | (10,539)                                  | (9,605)   | (465)    | (200)  | (-60)     | (173)    | (-27)  | (10,711)                                 | (-47)    |
| May .....        | (11,725)                                  | (28,646)  | (143)    | (-340)   | (-124)    | (152)    | ..   | (11,386)                                 | (3,270)  |
| June .....       | (-12,295)                                 | (1,753)   | (627)    | (-1,202)   | (-346)    | (-1,093) | (26)   | (-13,471)                                | (-956)   |
| July .....       | (7,947)                                   | (-251)    | (-1,914) | (-2,478)   | (-59)     | (-1,569) | ..   | (5,469)                                  | (483)    |
| Aug. ....        | (7,877)                                   | (-12,932) | (728)    | (-304)   | (-53)     | (69)     | (5)  | (7,578)                                  | (-48)    |
| Sept. ....       | (16,206)                                  | (9,500)   | (189)    | (-411)   | (-53)     | (372)    | (27)   | (15,823)                                 | (-689)   |



# The Public Finances, borrowing requirement and debt

**Table 4**  
**TCCE0175**

## General government debt: by instrument

(millions of euros)

|                  | Currency and deposits |                                | Short-term securities | Medium and long-term securities | MFI loans | Other liabilities                      |                     | General Government debt  |                            |             |           |
|------------------|-----------------------|--------------------------------|-----------------------|---------------------------------|-----------|--|---------------------|--------------------------|----------------------------|-------------|-----------|
|                  |                       | of which:<br>Post Office funds |                       |                                 |           | of which:<br>connected with EFSF loans | of which:           |                          |                            |             |           |
|                  |                       |                                |                       |                                 |           |  | In foreign currency | At medium and long terms | of which:<br>variable rate |             |           |
|                  | S944476M              | S592437M                       | S571730M              | S605216M                        | S352384M  | S989347M                               | S441461M            | S319464M                 | S016663M                   | S050580M    | S432714M  |
| 2011.....        | 153,226               | 22,080                         | 131,181               | 1,473,355                       | 132,540   | 17,310                                 | 3,110               | 1,907,612                | 2,924                      | 1,609,334   | 193,193   |
| 2012 .....       | 160,191               | 20,765                         | 151,600               | 1,503,654                       | 133,321   | 40,667                                 | 26,925              | 1,989,431                | 2,801                      | 1,660,696   | 169,493   |
| 2011 - Oct. .... | 151,439               | 22,189                         | 152,845               | 1,463,720                       | 133,928   | 14,701                                 | 2,157               | 1,916,632                | 2,740                      | 1,598,536   | 209,258   |
| Nov. ....        | 151,613               | 21,940                         | 149,203               | 1,462,551                       | 134,269   | 15,224                                 | 2,732               | 1,912,860                | 2,854                      | 1,598,444   | 194,898   |
| Dec.....         | 153,226               | 22,080                         | 131,181               | 1,473,355                       | 132,540   | 17,310                                 | 3,110               | 1,907,612                | 2,924                      | 1,609,334   | 193,193   |
| 2012 - Jan. .... | 152,752               | 21,596                         | 149,162               | 1,493,167                       | 131,290   | 17,853                                 | 3,974               | 1,944,224                | 2,875                      | 1,628,836   | 193,418   |
| Feb.....         | 151,936               | 21,495                         | 157,695               | 1,477,788                       | 131,980   | 17,434                                 | 3,974               | 1,936,835                | 2,814                      | 1,614,003   | 193,489   |
| Mar. ....        | 161,254               | 20,844                         | 162,677               | 1,474,193                       | 132,434   | 24,689                                 | 11,095              | 1,955,247                | 2,843                      | 1,618,247   | 180,300   |
| Apr.....         | 160,358               | 20,729                         | 168,739               | 1,464,679                       | 133,833   | 31,083                                 | 17,699              | 1,958,694                | 2,858                      | 1,615,738   | 182,735   |
| May .....        | 158,426               | 20,767                         | 168,806               | 1,481,711                       | 133,817   | 33,249                                 | 19,503              | 1,976,008                | 3,048                      | 1,634,923   | 182,575   |
| June .....       | 157,320               | 21,314                         | 161,186               | 1,496,852                       | 134,321   | 33,219                                 | 19,695              | 1,982,898                | 2,961                      | 1,649,543   | 183,315   |
| July.....        | 159,024               | 20,306                         | 159,001               | 1,494,051                       | 132,320   | 34,361                                 | 20,193              | 1,978,758                | 3,030                      | 1,644,979   | 182,891   |
| Aug.....         | 160,144               | 20,576                         | 157,586               | 1,492,562                       | 132,491   | 34,114                                 | 20,193              | 1,976,898                | 2,957                      | 1,643,992   | 182,941   |
| Sept.....        | 162,123               | 20,071                         | 166,248               | 1,500,595                       | 134,092   | 33,454                                 | 20,193              | 1,996,512                | 2,884                      | 1,653,095   | 184,700   |
| Oct. ....        | 160,674               | 19,910                         | 171,134               | 1,517,228                       | 133,908   | 33,099                                 | 20,193              | 2,016,042                | 2,881                      | 1,669,675   | 185,776   |
| Nov. ....        | 157,260               | 19,646                         | 173,102               | 1,523,593                       | 134,780   | 33,104                                 | 20,193              | 2,021,839                | 2,878                      | 1,676,761   | 172,281   |
| Dec.....         | 160,191               | 20,765                         | 151,600               | 1,503,654                       | 133,321   | 40,667                                 | 26,925              | 1,989,431                | 2,801                      | 1,660,696   | 169,493   |
| 2013 - Jan. .... | (161,691)             | (19,409)                       | (158,147)             | (1,531,194)                     | (131,913) | (40,535)                               | 27,309              | (2,023,480)              | (2,723)                    | (1,687,835) | (170,814) |
| Feb.....         | (157,776)             | (19,417)                       | (158,413)             | (1,529,203)                     | (131,939) | (41,116)                               | 27,999              | (2,018,447)              | (2,819)                    | (1,687,171) | (172,710) |
| Mar. ....        | (160,418)             | (19,323)                       | (156,590)             | (1,544,965)                     | (132,820) | (41,041)                               | 27,999              | (2,035,833)              | (2,877)                    | (1,703,875) | (174,155) |
| Apr.....         | (157,070)             | (19,105)                       | (159,640)             | (1,551,168)                     | (133,442) | (41,039)                               | 27,999              | (2,042,359)              | (2,818)                    | (1,710,471) | (175,743) |
| May .....        | (157,654)             | (18,819)                       | (163,253)             | (1,577,568)                     | (133,743) | (43,415)                               | 30,883              | (2,075,633)              | (2,834)                    | (1,739,797) | (178,582) |
| June .....       | (155,339)             | (18,653)                       | (163,123)             | (1,579,234)                     | (133,293) | (45,193)                               | 32,232              | (2,076,182)              | (2,786)                    | (1,742,085) | (180,989) |
| July.....        | (156,995)             | (19,053)                       | (162,029)             | (1,580,343)                     | (129,812) | (44,744)                               | 32,713              | (2,073,922)              | (2,745)                    | (1,741,653) | (167,931) |
| Aug.....         | (155,378)             | (18,515)                       | (162,133)             | (1,567,528)                     | (130,618) | (44,349)                               | 32,713              | (2,060,005)              | (2,755)                    | (1,729,539) | (168,019) |
| Sept.....        | (155,883)             | (19,141)                       | (163,724)             | (1,573,770)                     | (131,187) | (44,000)                               | 32,905              | (2,068,565)              | (2,699)                    | (1,736,540) | (169,713) |

# The Public Finances, borrowing requirement and debt

**Table 5**  
**TCCE0200**

## General government debt: by holding sector

(millions of euros)

|                  | Bank of Italy |            | Other resident MFIs |            | Other resident financial institutions |            | Other residents |            | Non residents |            | General government debt |
|------------------|---------------|------------|---------------------|------------|---------------------------------------|------------|-----------------|------------|---------------|------------|-------------------------|
|                  |               | of which:  |                     | of which:  |                                       | of which:  |                 | of which:  |               | of which:  |                         |
|                  |               | Securities |                     | Securities |                                       | Securities |                 | Securities |               | Securities |                         |
|                  | S177952M      | S188615M   | S240301M            | S299179M   | S382950M                              | S439258M   | S501942M        | S533285M   | S569014M      | S586188M   | S319464M                |
| 2011.....        | 89,445        | 89,399     | 514,573             | 265,407    | 302,744                               | 289,296    | 270,550         | 238,649    | 730,301       | 721,786    | 1,907,612               |
| 2012 .....       | 96,659        | 96,588     | 615,461             | 354,471    | 358,567                               | 345,686    | 223,313         | 195,037    | 695,432       | 663,472    | 1,989,431               |
| 2011 - Oct. .... | 84,049        | 83,964     | 516,827             | 268,234    | 311,888                               | 300,062    | 219,458         | 187,119    | 784,410       | 777,186    | 1,916,632               |
| Nov.....         | 88,126        | 88,075     | 517,856             | 269,359    | 303,931                               | 292,124    | 246,860         | 213,914    | 756,087       | 748,283    | 1,912,860               |
| Dec.....         | 89,445        | 89,399     | 514,573             | 265,407    | 302,744                               | 289,296    | 270,550         | 238,649    | 730,301       | 721,786    | 1,907,612               |
| 2012 - Jan. .... | 91,300        | 91,250     | 534,568             | 289,607    | 306,746                               | 293,621    | 281,819         | 247,454    | 729,792       | 720,397    | 1,944,224               |
| Feb.....         | 91,353        | 91,299     | 552,149             | 304,218    | 312,518                               | 299,816    | 268,047         | 236,292    | 712,769       | 703,858    | 1,936,835               |
| Mar. ....        | 92,103        | 92,044     | 586,426             | 327,976    | 316,342                               | 303,513    | 274,515         | 243,623    | 685,861       | 669,713    | 1,955,247               |
| Apr.....         | 92,322        | 92,264     | 594,448             | 335,179    | 319,153                               | 306,532    | 268,298         | 237,718    | 684,473       | 661,726    | 1,958,694               |
| May .....        | 92,948        | 92,884     | 607,413             | 349,567    | 324,228                               | 311,252    | 257,698         | 227,644    | 693,720       | 669,170    | 1,976,008               |
| June .....       | 93,696        | 93,634     | 611,252             | 354,286    | 327,552                               | 314,794    | 249,994         | 219,532    | 700,405       | 675,793    | 1,982,898               |
| July.....        | 94,110        | 94,053     | 614,299             | 355,932    | 339,316                               | 325,910    | 236,199         | 207,434    | 694,835       | 669,724    | 1,978,758               |
| Aug.....         | 94,729        | 94,673     | 610,309             | 351,037    | 343,209                               | 330,049    | 241,674         | 212,518    | 686,977       | 661,871    | 1,976,898               |
| Sept.....        | 95,304        | 95,246     | 619,098             | 356,348    | 351,205                               | 338,708    | 232,923         | 203,783    | 697,982       | 672,757    | 1,996,512               |
| Oct. ....        | 98,833        | 98,771     | 628,941             | 366,837    | 347,012                               | 334,874    | 250,080         | 221,925    | 691,176       | 665,955    | 2,016,042               |
| Nov.....         | 96,003        | 95,937     | 634,793             | 375,166    | 353,666                               | 341,527    | 238,023         | 210,059    | 699,353       | 674,006    | 2,021,839               |
| Dec.....         | 96,659        | 96,588     | 615,461             | 354,471    | 358,567                               | 345,686    | 223,313         | 195,037    | 695,432       | 663,472    | 1,989,431               |
| 2013 - Jan. .... | (97,412)      | (97,343)   | (632,574)           | (373,695)  | (347,993)                             | (335,625)  | (238,912)       | (208,432)  | (706,589)     | (674,246)  | (2,023,480)             |
| Feb.....         | (96,968)      | (96,891)   | (635,615)           | (378,179)  | (358,474)                             | (346,223)  | (220,713)       | (192,679)  | (706,677)     | (673,643)  | (2,018,447)             |
| Mar. ....        | (97,727)      | (97,651)   | (650,433)           | (390,073)  | (359,134)                             | (346,958)  | (205,699)       | (177,332)  | (722,840)     | (689,541)  | (2,035,833)             |
| Apr.....         | (97,117)      | (97,042)   | (654,592)           | (396,672)  | (358,321)                             | (346,145)  | (204,609)       | (176,523)  | (727,720)     | (694,426)  | (2,042,359)             |
| May .....        | (98,457)      | (98,378)   | (673,953)           | (414,976)  | (373,553)                             | (361,888)  | (204,965)       | (177,047)  | (724,705)     | (688,532)  | (2,075,633)             |
| June .....       | (98,376)      | (98,293)   | (682,240)           | (426,266)  | (370,424)                             | (358,335)  | (199,152)       | (170,895)  | (725,991)     | (688,568)  | (2,076,182)             |
| July.....        | (100,964)     | (100,878)  | (673,492)           | (420,018)  | (368,191)                             | (357,035)  | (203,599)       | (174,656)  | (727,676)     | (689,784)  | (2,073,922)             |
| Aug.....         | (98,639)      | (98,544)   | (670,707)           | (417,598)  | (379,388)                             | (368,636)  | (200,414)       | (171,918)  | (710,857)     | (672,965)  | (2,060,005)             |
| Sept.....        | (99,317)      | (99,211)   | ....                | ....       | ....                                  | ....       | ....            | ....       | ....          | ....       | (2,068,565)             |

# The Public Finances, borrowing requirement and debt

**Table 6**  
**TCCE0225**

## General government debt: by subsector

(millions of euros)

|                  | Central government  |                     |                 |                   |                 | Local               |                     |
|------------------|---------------------|---------------------|-----------------|-------------------|-----------------|---------------------|---------------------|
|                  | Unconsolidated debt | Consolidating items |                 | Consolidated debt |                 | Unconsolidated debt | Consolidating items |
|                  |                     |                     |                 | of which:         |                 |                     |                     |
|                  |                     |                     |                 | Securities        | MFI loans       |                     |                     |
|                  | <i>S079329M</i>     | <i>S102740M</i>     | <i>S630911M</i> | <i>S554881M</i>   | <i>S288236M</i> | <i>S139396M</i>     | <i>S148651M</i>     |
| 2011 .....       | 1,798,701           | 8,900               | 1,789,801       | 1,578,546         | 52,822          | 135,158             | 17,481              |
| 2012 .....       | 1,882,342           | 8,365               | 1,873,977       | 1,630,691         | 53,843          | 131,762             | 16,456              |
| 2011 - Oct. .... | 1,805,341           | 7,024               | 1,798,317       | 1,590,409         | 52,522          | 136,379             | 18,176              |
| Nov. ....        | 1,801,843           | 7,552               | 1,794,291       | 1,585,496         | 52,716          | 136,546             | 18,095              |
| Dec. ....        | 1,798,701           | 8,900               | 1,789,801       | 1,578,546         | 52,822          | 135,158             | 17,481              |
| 2012 - Jan. .... | 1,836,000           | 8,941               | 1,827,059       | 1,616,410         | 51,885          | 134,537             | 17,497              |
| Feb. ....        | 1,828,634           | 8,896               | 1,819,738       | 1,609,640         | 52,316          | 134,439             | 17,499              |
| Mar. ....        | 1,846,927           | 8,693               | 1,838,234       | 1,611,051         | 52,883          | 134,348             | 17,497              |
| Apr. ....        | 1,849,305           | 8,685               | 1,840,620       | 1,607,651         | 53,041          | 135,461             | 17,507              |
| May ....         | 1,866,871           | 8,860               | 1,858,011       | 1,624,828         | 53,293          | 135,377             | 17,512              |
| June ....        | 1,874,148           | 8,461               | 1,865,687       | 1,632,730         | 53,954          | 134,119             | 17,040              |
| July ....        | 1,870,023           | 8,956               | 1,861,066       | 1,627,772         | 52,099          | 134,608             | 17,054              |
| Aug. ....        | 1,868,879           | 9,054               | 1,859,825       | 1,624,915         | 52,550          | 134,003             | 17,059              |
| Sept. ....       | 1,888,241           | 9,042               | 1,879,199       | 1,641,668         | 53,129          | 134,236             | 17,062              |
| Oct. ....        | 1,908,411           | 9,304               | 1,899,106       | 1,663,271         | 52,893          | 133,870             | 17,066              |
| Nov. ....        | 1,913,462           | 9,267               | 1,904,195       | 1,671,723         | 53,021          | 134,490             | 16,954              |
| Dec. ....        | 1,882,342           | 8,365               | 1,873,977       | 1,630,691         | 53,843          | 131,762             | 16,456              |
| 2013 - Jan. .... | (1,917,077)         | (8,586)             | (1,908,491)     | (1,664,866)       | (52,582)        | (131,330)           | (16,472)            |
| Feb. ....        | (1,911,565)         | (8,412)             | (1,903,154)     | (1,663,158)       | (52,103)        | (131,618)           | (16,475)            |
| Mar. ....        | (1,928,900)         | (8,565)             | (1,920,336)     | (1,677,101)       | (52,570)        | (131,816)           | (16,479)            |
| Apr. ....        | (1,935,392)         | (8,682)             | (1,926,710)     | (1,686,436)       | (53,035)        | (131,997)           | (16,481)            |
| May ....         | (1,969,265)         | (8,946)             | (1,960,319)     | (1,716,567)       | (53,178)        | (131,664)           | (16,483)            |
| June ....        | (1,971,070)         | (9,020)             | (1,962,050)     | (1,718,455)       | (53,805)        | (131,560)           | (17,587)            |
| July ....        | (1,971,260)         | (8,977)             | (1,962,283)     | (1,718,543)       | (51,891)        | (129,121)           | (17,641)            |
| Aug. ....        | (1,957,923)         | (9,261)             | (1,948,662)     | (1,705,883)       | (52,619)        | (128,820)           | (17,642)            |
| Sept. ....       | (1,967,208)         | (9,556)             | (1,957,652)     | (1,713,817)       | (52,808)        | (128,364)           | (17,644)            |

**Table 6**  
**TCCE0225**

| government      |                   |                 |                 | Social security institutions |                     |                   | General government debt |
|-----------------|-------------------|-----------------|-----------------|------------------------------|---------------------|-------------------|-------------------------|
|                 | Consolidated debt |                 |                 | Unconsolidated debt          | Consolidating items | Consolidated debt |                         |
|                 | of which:         |                 |                 |                              |                     |                   |                         |
|                 | Securities        | MFI loans       |                 |                              |                     |                   |                         |
| <i>S653442M</i> | <i>S595969M</i>   | <i>S308890M</i> | <i>S159481M</i> | <i>S167668M</i>              | <i>S493639M</i>     | <i>S319464M</i>   |                         |
| 117,677         | 25,990            | 79,664          | 135             | ..                           | 135                 | 1,907,612         |                         |
| 115,306         | 24,563            | 79,413          | 149             | ..                           | 149                 | 1,989,431         |                         |
| 118,203         | 26,156            | 81,347          | 112             | ..                           | 112                 | 1,916,632         |                         |
| 118,450         | 26,258            | 81,485          | 118             | ..                           | 118                 | 1,912,860         |                         |
| 117,677         | 25,990            | 79,664          | 135             | ..                           | 135                 | 1,907,612         |                         |
| 117,040         | 25,919            | 79,346          | 125             | ..                           | 125                 | 1,944,224         |                         |
| 116,940         | 25,843            | 79,571          | 157             | ..                           | 157                 | 1,936,835         |                         |
| 116,851         | 25,819            | 79,467          | 161             | ..                           | 161                 | 1,955,247         |                         |
| 117,954         | 25,768            | 80,738          | 120             | ..                           | 120                 | 1,958,694         |                         |
| 117,865         | 25,688            | 80,468          | 132             | ..                           | 132                 | 1,976,008         |                         |
| 117,078         | 25,308            | 80,305          | 133             | ..                           | 133                 | 1,982,898         |                         |
| 117,554         | 25,279            | 80,145          | 137             | ..                           | 137                 | 1,978,758         |                         |
| 116,944         | 25,233            | 79,869          | 129             | ..                           | 129                 | 1,976,898         |                         |
| 117,173         | 25,175            | 80,889          | 139             | ..                           | 139                 | 1,996,512         |                         |
| 116,803         | 25,091            | 80,946          | 133             | ..                           | 133                 | 2,016,042         |                         |
| 117,536         | 24,973            | 81,697          | 109             | ..                           | 109                 | 2,021,839         |                         |
| 115,306         | 24,563            | 79,413          | 149             | ..                           | 149                 | 1,989,431         |                         |
| (114,858)       | (24,475)          | (79,265)        | (131)           | ..                           | (131)               | (2,023,480)       |                         |
| (115,143)       | (24,457)          | (79,760)        | (151)           | ..                           | (151)               | (2,018,447)       |                         |
| (115,337)       | (24,453)          | (80,165)        | (160)           | ..                           | (160)               | (2,035,833)       |                         |
| (115,515)       | (24,372)          | (80,338)        | (133)           | ..                           | (133)               | (2,042,359)       |                         |
| (115,181)       | (24,254)          | (80,490)        | (133)           | ..                           | (133)               | (2,075,633)       |                         |
| (113,973)       | (23,902)          | (79,397)        | (160)           | ..                           | (160)               | (2,076,182)       |                         |
| (111,480)       | (23,828)          | (77,828)        | (160)           | ..                           | (160)               | (2,073,922)       |                         |
| (111,178)       | (23,778)          | (77,897)        | (165)           | ..                           | (165)               | (2,060,005)       |                         |
| (110,720)       | (23,677)          | (78,268)        | (193)           | ..                           | (193)               | (2,068,565)       |                         |

General government debt: by residual maturity

(millions of euros, years)

|                  | Debt with residual maturity up to 1 year | Debt with residual maturity over 1 and up to 5 years |                         | Debt with residual maturity over 5 years |                         | Average residual maturity | General government debt |
|------------------|--|--|-------------------------|--|-------------------------|---------------------------|-------------------------|
|                  |  |  | of which: variable rate |  | of which: variable rate |                           |                         |
|                  | <i>S897714M</i>                          | <i>S381602M</i>                                      | <i>S388595M</i>         | <i>S401566M</i>                          | <i>S416526M</i>         | <i>S426962M</i>           | <i>S319464M</i>         |
| 2011.....        | 495,541                                  | 540,789  | 90,206                  | 871,281                                  | 75,431                  | 7.5                       | 1,907,612               |
| 2012 .....       | 497,559                                  | 634,028  | 102,822                 | 857,844                                  | 55,586                  | 7.1                       | 1,989,431               |
| 2011 - Oct. .... | 497,775                                  | 555,600  | 104,277                 | 863,256                                  | 75,829                  | 7.6                       | 1,916,632               |
| Nov.....         | 492,176                                  | 551,336  | 90,809                  | 869,347                                  | 76,957                  | 7.6                       | 1,912,860               |
| Dec.....         | 495,541                                  | 540,789  | 90,206                  | 871,281                                  | 75,431                  | 7.5                       | 1,907,612               |
| 2012 - Jan. .... | 524,000                                  | 543,708  | 90,188                  | 876,516                                  | 76,254                  | 7.4                       | 1,944,224               |
| Feb.....         | 516,199                                  | 558,195  | 90,199                  | 862,441                                  | 76,292                  | 7.4                       | 1,936,835               |
| Mar. ....        | 504,191                                  | 582,851  | 98,291                  | 868,204                                  | 69,587                  | 7.4                       | 1,955,247               |
| Apr.....         | 512,479                                  | 561,569  | 98,482                  | 884,645                                  | 72,715                  | 7.4                       | 1,958,694               |
| May .....        | 510,329                                  | 582,584  | 98,547                  | 883,095                                  | 72,924                  | 7.3                       | 1,976,008               |
| June .....       | 518,949                                  | 581,808  | 100,671                 | 882,142                                  | 71,135                  | 7.2                       | 1,982,898               |
| July.....        | 516,387                                  | 578,337  | 86,365                  | 884,033                                  | 70,859                  | 7.2                       | 1,978,758               |
| Aug.....         | 528,645                                  | 584,112  | 86,371                  | 864,141                                  | 70,896                  | 7.2                       | 1,976,898               |
| Sept.....        | 537,428                                  | 602,536  | 87,339                  | 856,548                                  | 71,207                  | 7.1                       | 1,996,512               |
| Oct. ....        | 520,385                                  | 648,078  | 103,439                 | 847,580                                  | 56,206                  | 7.1                       | 2,016,042               |
| Nov.....         | 523,772                                  | 643,463  | 103,333                 | 854,604                                  | 56,169                  | 7.0                       | 2,021,839               |
| Dec.....         | 497,559                                  | 634,028  | 102,822                 | 857,844                                  | 55,586                  | 7.1                       | 1,989,431               |
| 2013 - Jan. .... | (518,846)                                | (636,085)  | (104,315)               | (868,550)                                | (55,483)                | (7.0)                     | (2,023,480)             |
| Feb.....         | (493,711)                                | (672,732)  | (106,011)               | (852,003)                                | (55,625)                | (7.1)                     | (2,018,447)             |
| Mar. ....        | (507,756)                                | (667,998)  | (93,757)                | (860,079)                                | (55,666)                | (7.0)                     | (2,035,833)             |
| Apr.....         | (493,931)                                | (689,194)  | (106,691)               | (859,234)                                | (44,295)                | (7.0)                     | (2,042,359)             |
| May .....        | (510,817)                                | (683,777)  | (106,749)               | (881,039)                                | (47,913)                | (7.0)                     | (2,075,633)             |
| June .....       | (513,011)                                | (684,672)  | (107,941)               | (878,500)                                | (49,171)                | (6.9)                     | (2,076,182)             |
| July.....        | (511,660)                                | (679,146)  | (107,989)               | (883,116)                                | (50,351)                | (6.9)                     | (2,073,922)             |
| Aug.....         | (512,365)                                | (683,819)  | (108,017)               | (863,821)                                | (50,399)                | (6.9)                     | (2,060,005)             |
| Sept.....        | (530,834)                                | (666,751)  | (109,157)               | (870,980)                                | (52,045)                | (6.9)                     | (2,068,565)             |

# The Public Finances, borrowing requirement and debt

**Table 8**  
**TCCE0350**

## Gross general government debt position: by instrument and maturity, currency, residence

(millions of euros)

|   |                 | 2011             | 2012             | 2012 Oct.        | 2012 Nov.        | 2012 Dec.        | 2013 Jan.          | 2013 Feb.          | 2013 Mar.          | 2013 Apr.          | 2013 May           | 2013 June          | 2013 July          | 2013 Aug.          | 2013 Sept.         |
|---|-----------------|------------------|------------------|------------------|------------------|------------------|--------------------|--------------------|--------------------|--------------------|--------------------|--------------------|--------------------|--------------------|--------------------|
| <b>Total gross general government debt</b>    | <i>S319464M</i> | <b>1,907,612</b> | <b>1,989,431</b> | <b>2,016,042</b> | <b>2,021,839</b> | <b>1,989,431</b> | <b>(2,023,480)</b> | <b>(2,018,447)</b> | <b>(2,035,833)</b> | <b>(2,042,359)</b> | <b>(2,075,633)</b> | <b>(2,076,182)</b> | <b>(2,073,922)</b> | <b>(2,060,005)</b> | <b>(2,068,565)</b> |
| <b>By maturity</b>                            |                 |                  |                  |                  |                  |                  |                    |                    |                    |                    |                    |                    |                    |                    |                    |
| <b>Short-term by original maturity</b>        | <i>S250685M</i> | <b>298,278</b>   | <b>328,736</b>   | <b>346,367</b>   | <b>345,078</b>   | <b>328,736</b>   | <b>(335,645)</b>   | <b>(331,276)</b>   | <b>(331,958)</b>   | <b>(331,888)</b>   | <b>(335,836)</b>   | <b>(334,097)</b>   | <b>(332,269)</b>   | <b>(330,466)</b>   | <b>(332,025)</b>   |
| Currency and deposits                         | <i>S255130M</i> | 150,262          | 158,241          | 158,419          | 155,107          | 158,241          | (159,787)          | (155,901)          | (158,568)          | (155,242)          | (155,845)          | (153,545)          | (155,218)          | (153,616)          | (154,135)          |
| Debt securities                               | <i>S571730M</i> | 131,181          | 151,600          | 171,134          | 173,102          | 151,600          | (158,147)          | (158,413)          | (156,590)          | (159,640)          | (163,253)          | (163,123)          | (162,029)          | (162,133)          | (163,724)          |
| MFI loans and other liabilities               | <i>S260419M</i> | 16,836           | 18,895           | 16,815           | 16,869           | 18,895           | (17,711)           | (16,962)           | (16,800)           | (17,006)           | (16,738)           | (17,429)           | (15,023)           | (14,717)           | (14,166)           |
| <b>Long-term by original maturity</b>         | <i>S050580M</i> | <b>1,609,334</b> | <b>1,660,696</b> | <b>1,669,675</b> | <b>1,676,761</b> | <b>1,660,696</b> | <b>(1,687,835)</b> | <b>(1,687,171)</b> | <b>(1,703,875)</b> | <b>(1,710,471)</b> | <b>(1,739,797)</b> | <b>(1,742,085)</b> | <b>(1,741,653)</b> | <b>(1,729,539)</b> | <b>(1,736,540)</b> |
| <b>With payment due in one year or less</b>   | <i>S267138M</i> | <b>197,263</b>   | <b>168,824</b>   | <b>174,018</b>   | <b>178,694</b>   | <b>168,824</b>   | <b>(183,200)</b>   | <b>(162,436)</b>   | <b>(175,798)</b>   | <b>(162,044)</b>   | <b>(174,981)</b>   | <b>(178,904)</b>   | <b>(179,391)</b>   | <b>(181,899)</b>   | <b>(198,827)</b>   |
| Currency and deposits                         | <i>S271256M</i> | 178              | 141              | 142              | 135              | 141              | (137)              | (135)              | (133)              | (131)              | (130)              | (167)              | (166)              | (164)              | (127)              |
| Debt securities                               | <i>S275638M</i> | 189,112          | 157,499          | 164,431          | 169,062          | 157,499          | (171,905)          | (151,044)          | (164,392)          | (150,610)          | (163,337)          | (163,715)          | (164,346)          | (166,788)          | (186,991)          |
| MFI loans and other liabilities               | <i>S278851M</i> | 7,974            | 11,184           | 9,445            | 9,497            | 11,184           | (11,158)           | (11,256)           | (11,273)           | (11,302)           | (11,514)           | (15,021)           | (14,879)           | (14,946)           | (11,708)           |
| <b>With payment due in more than one year</b> | <i>S281247M</i> | <b>1,412,071</b> | <b>1,491,872</b> | <b>1,495,657</b> | <b>1,498,067</b> | <b>1,491,872</b> | <b>(1,504,635)</b> | <b>(1,524,736)</b> | <b>(1,528,078)</b> | <b>(1,548,427)</b> | <b>(1,564,816)</b> | <b>(1,563,181)</b> | <b>(1,562,262)</b> | <b>(1,547,640)</b> | <b>(1,537,713)</b> |
| Currency and deposits                         | <i>S285897M</i> | 2,786            | 1,809            | 2,114            | 2,017            | 1,809            | (1,767)            | (1,740)            | (1,718)            | (1,697)            | (1,679)            | (1,627)            | (1,612)            | (1,598)            | (1,621)            |
| Debt securities                               | <i>S288235M</i> | 1,284,244        | 1,346,154        | 1,352,797        | 1,354,532        | 1,346,154        | (1,359,289)        | (1,378,158)        | (1,380,572)        | (1,400,558)        | (1,414,231)        | (1,415,519)        | (1,415,997)        | (1,400,739)        | (1,386,779)        |
| MFI loans and other liabilities               | <i>S294377M</i> | 125,041          | 143,909          | 140,747          | 141,518          | 143,909          | (143,579)          | (144,837)          | (145,787)          | (146,172)          | (148,906)          | (146,036)          | (144,654)          | (145,303)          | (149,313)          |
| <b>By instrument</b>                          |                 |                  |                  |                  |                  |                  |                    |                    |                    |                    |                    |                    |                    |                    |                    |
| Currency and deposits                         | <i>S944476M</i> | 153,226          | 160,191          | 160,674          | 157,260          | 160,191          | (161,691)          | (157,776)          | (160,418)          | (157,070)          | (157,654)          | (155,339)          | (156,995)          | (155,378)          | (155,883)          |
| Debt securities                               | <i>S299588M</i> | 1,604,536        | 1,655,253        | 1,688,362        | 1,696,695        | 1,655,253        | (1,689,341)        | (1,687,616)        | (1,701,555)        | (1,710,808)        | (1,740,821)        | (1,742,357)        | (1,742,372)        | (1,729,661)        | (1,737,494)        |
| MFI loans and other liabilities               | <i>S303223M</i> | 149,850          | 173,988          | 167,006          | 167,884          | 173,988          | (172,448)          | (173,055)          | (173,860)          | (174,480)          | (177,158)          | (178,486)          | (174,556)          | (174,966)          | (175,188)          |
| <b>By currency of denomination</b>            |                 |                  |                  |                  |                  |                  |                    |                    |                    |                    |                    |                    |                    |                    |                    |
| Domestic currency                             | <i>S307307M</i> | 1,904,688        | 1,986,630        | 2,013,161        | 2,018,961        | 1,986,630        | (2,020,757)        | (2,015,628)        | (2,032,956)        | (2,039,541)        | (2,072,799)        | (2,073,396)        | (2,071,177)        | (2,057,250)        | (2,065,866)        |
| Foreign currency                              | <i>S016663M</i> | 2,924            | 2,801            | 2,881            | 2,878            | 2,801            | (2,723)            | (2,819)            | (2,877)            | (2,818)            | (2,834)            | (2,786)            | (2,745)            | (2,755)            | (2,699)            |
| <b>By residence of the creditor</b>           |                 |                  |                  |                  |                  |                  |                    |                    |                    |                    |                    |                    |                    |                    |                    |
| Domestic creditors                            | <i>S315045M</i> | 1,177,311        | 1,294,000        | 1,324,867        | 1,322,486        | 1,294,000        | (1,316,891)        | (1,311,770)        | (1,312,993)        | (1,314,639)        | (1,350,929)        | (1,350,192)        | (1,346,246)        | (1,349,148)        | ....               |
| Foreign creditors                             | <i>S569014M</i> | 730,301          | 695,432          | 691,176          | 699,353          | 695,432          | (706,589)          | (706,677)          | (722,840)          | (727,720)          | (724,705)          | (725,991)          | (727,676)          | (710,857)          | ....               |

# The Public Finances, borrowing requirement and debt

**Table 9**  
**TCCE0375**

## Gross central government debt position: by instrument and maturity, currency, residence

(millions of euros)

|   |                 | 2011             | 2012             | 2012 Oct.        | 2012 Nov.        | 2012 Dec.        | 2013 Jan.          | 2013 Feb.          | 2013 Mar.          | 2013 Apr.          | 2013 May           | 2013 June          | 2013 July          | 2013 Aug.          | 2013 Sept.         |
|---|-----------------|------------------|------------------|------------------|------------------|------------------|--------------------|--------------------|--------------------|--------------------|--------------------|--------------------|--------------------|--------------------|--------------------|
| <b>Total gross central government debt</b>    | <i>S079329M</i> | <b>1,798,701</b> | <b>1,882,342</b> | <b>1,908,411</b> | <b>1,913,462</b> | <b>1,882,342</b> | <b>(1,917,077)</b> | <b>(1,911,565)</b> | <b>(1,928,900)</b> | <b>(1,935,392)</b> | <b>(1,969,265)</b> | <b>(1,971,070)</b> | <b>(1,971,260)</b> | <b>(1,957,923)</b> | <b>(1,967,208)</b> |
| <b>By maturity</b>                            |                 |                  |                  |                  |                  |                  |                    |                    |                    |                    |                    |                    |                    |                    |                    |
| <b>Short-term by original maturity</b>        | <i>S335556M</i> | <b>285,432</b>   | <b>315,236</b>   | <b>333,842</b>   | <b>332,310</b>   | <b>315,236</b>   | <b>(322,402)</b>   | <b>(318,197)</b>   | <b>(319,255)</b>   | <b>(318,909)</b>   | <b>(323,148)</b>   | <b>(321,626)</b>   | <b>(321,475)</b>   | <b>(319,986)</b>   | <b>(322,186)</b>   |
| Currency and deposits                         | <i>S342477M</i> | 150,262          | 158,241          | 158,419          | 155,107          | 158,241          | (159,787)          | (155,901)          | (158,568)          | (155,242)          | (155,845)          | (153,545)          | (155,218)          | (153,616)          | (154,135)          |
| Debt securities                               | <i>S347911M</i> | 131,595          | 151,726          | 171,375          | 173,344          | 151,726          | (158,278)          | (158,573)          | (156,763)          | (159,802)          | (163,413)          | (163,319)          | (162,210)          | (162,326)          | (163,917)          |
| MFI loans and other liabilities               | <i>S353217M</i> | 3,575            | 5,269            | 4,049            | 3,860            | 5,269            | (4,337)            | (3,723)            | (3,924)            | (3,865)            | (3,890)            | (4,762)            | (4,047)            | (4,045)            | (4,134)            |
| <b>Long-term by original maturity</b>         | <i>S360152M</i> | <b>1,513,269</b> | <b>1,567,106</b> | <b>1,574,568</b> | <b>1,581,152</b> | <b>1,567,106</b> | <b>(1,594,674)</b> | <b>(1,593,368)</b> | <b>(1,609,646)</b> | <b>(1,616,483)</b> | <b>(1,646,117)</b> | <b>(1,649,444)</b> | <b>(1,649,785)</b> | <b>(1,637,937)</b> | <b>(1,645,022)</b> |
| <b>With payment due in one year or less</b>   | <i>S369718M</i> | <b>190,307</b>   | <b>161,542</b>   | <b>167,308</b>   | <b>171,915</b>   | <b>161,542</b>   | <b>(175,839)</b>   | <b>(155,239)</b>   | <b>(168,478)</b>   | <b>(154,896)</b>   | <b>(167,766)</b>   | <b>(170,107)</b>   | <b>(170,662)</b>   | <b>(173,162)</b>   | <b>(191,512)</b>   |
| Currency and deposits                         | <i>S586452M</i> | 178              | 141              | 142              | 135              | 141              | (137)              | (135)              | (133)              | (131)              | (130)              | (167)              | (166)              | (164)              | (127)              |
| Debt securities                               | <i>S590925M</i> | 186,865          | 155,790          | 162,694          | 167,292          | 155,790          | (170,107)          | (149,444)          | (162,683)          | (149,071)          | (161,736)          | (162,152)          | (162,783)          | (165,223)          | (185,291)          |
| MFI loans and other liabilities               | <i>S594041M</i> | 3,264            | 5,612            | 4,472            | 4,487            | 5,612            | (5,595)            | (5,660)            | (5,662)            | (5,694)            | (5,900)            | (7,787)            | (7,713)            | (7,774)            | (6,095)            |
| <b>With payment due in more than one year</b> | <i>S596223M</i> | <b>1,322,962</b> | <b>1,405,564</b> | <b>1,407,260</b> | <b>1,409,237</b> | <b>1,405,564</b> | <b>(1,418,835)</b> | <b>(1,438,129)</b> | <b>(1,441,167)</b> | <b>(1,461,586)</b> | <b>(1,478,351)</b> | <b>(1,479,337)</b> | <b>(1,479,124)</b> | <b>(1,464,775)</b> | <b>(1,453,509)</b> |
| Currency and deposits                         | <i>S598731M</i> | 2,786            | 1,809            | 2,114            | 2,017            | 1,809            | (1,767)            | (1,740)            | (1,718)            | (1,697)            | (1,679)            | (1,627)            | (1,612)            | (1,598)            | (1,621)            |
| Debt securities                               | <i>S602742M</i> | 1,268,987        | 1,331,540        | 1,338,506        | 1,340,354        | 1,331,540        | (1,345,067)        | (1,363,553)        | (1,366,220)        | (1,386,244)        | (1,400,365)        | (1,402,004)        | (1,402,527)        | (1,387,596)        | (1,374,165)        |
| MFI loans and other liabilities               | <i>S605777M</i> | 51,189           | 72,215           | 66,641           | 66,866           | 72,215           | (72,001)           | (72,835)           | (73,230)           | (73,644)           | (76,307)           | (75,706)           | (74,985)           | (75,581)           | (77,723)           |
| <b>By instrument</b>                          |                 |                  |                  |                  |                  |                  |                    |                    |                    |                    |                    |                    |                    |                    |                    |
| Currency and deposits                         | <i>S608441M</i> | 153,226          | 160,191          | 160,674          | 157,260          | 160,191          | (161,691)          | (157,776)          | (160,418)          | (157,070)          | (157,654)          | (155,339)          | (156,995)          | (155,378)          | (155,883)          |
| Debt securities                               | <i>S611835M</i> | 1,587,447        | 1,639,056        | 1,672,575        | 1,680,990        | 1,639,056        | (1,673,452)        | (1,671,570)        | (1,685,666)        | (1,695,118)        | (1,725,514)        | (1,727,476)        | (1,727,521)        | (1,715,145)        | (1,723,373)        |
| MFI loans and other liabilities               | <i>S626630M</i> | 58,028           | 83,096           | 75,161           | 75,212           | 83,096           | (81,934)           | (82,219)           | (82,816)           | (83,204)           | (86,097)           | (88,255)           | (86,744)           | (87,401)           | (87,952)           |
| <b>By currency of denomination</b>            |                 |                  |                  |                  |                  |                  |                    |                    |                    |                    |                    |                    |                    |                    |                    |
| Domestic currency                             | <i>S654026M</i> | 1,796,958        | 1,880,635        | 1,906,677        | 1,911,723        | 1,880,635        | (1,915,415)        | (1,909,850)        | (1,927,142)        | (1,933,671)        | (1,967,535)        | (1,969,350)        | (1,969,565)        | (1,956,223)        | (1,965,543)        |
| Foreign currency                              | <i>S664038M</i> | 1,743            | 1,707            | 1,733            | 1,739            | 1,707            | (1,662)            | (1,715)            | (1,758)            | (1,721)            | (1,730)            | (1,720)            | (1,695)            | (1,700)            | (1,666)            |
| <b>By residence of the creditor</b>           |                 |                  |                  |                  |                  |                  |                    |                    |                    |                    |                    |                    |                    |                    |                    |
| Domestic creditors                            | <i>S670895M</i> | 1,082,859        | 1,198,384        | 1,228,830        | 1,225,790        | 1,198,384        | (1,221,931)        | (1,216,325)        | (1,217,679)        | (1,219,263)        | (1,256,108)        | (1,256,432)        | (1,254,899)        | (1,258,363)        | ....               |
| Foreign creditors                             | <i>S677552M</i> | 715,842          | 683,958          | 679,580          | 687,673          | 683,958          | (695,146)          | (695,240)          | (711,221)          | (716,129)          | (713,157)          | (714,638)          | (716,361)          | (699,560)          | ....               |

Local government debt: by subsector and instrument

(millions of euros)

|                  | Regions and autonomous provinces |                       |          | Provinces  |                       |          | Municipalities |                       |          | Other entities | Local government debt |
|------------------|----------------------------------|-----------------------|----------|------------|-----------------------|----------|----------------|-----------------------|----------|----------------|-----------------------|
|                  | of which:                        |                       |          | of which:  |                       |          | of which:      |                       |          |                |                       |
|                  | Securities                       | MFI and CDP spa loans |          | Securities | MFI and CDP spa loans |          | Securities     | MFI and CDP spa loans |          |                |                       |
|                  | S599075M                         | S612101M              | S645440M | S893669M   | S222859M              | S254411M | S274087M       | S291319M              | S303852M | S737731M       | S653442M              |
| 2011.....        | 40,981                           | 12,952                | 23,652   | 9,169      | 3,358                 | 5,672    | 50,109         | 9,519                 | 39,443   | 17,417         | 117,677               |
| 2012 .....       | 40,995                           | 12,166                | 24,362   | 8,903      | 3,150                 | 5,632    | 48,736         | 9,088                 | 38,497   | 16,672         | 115,306               |
| 2011 - Oct. .... | (41,060)                         | (12,998)              | (23,771) | (9,247)    | (3,402)               | (5,729)  | (50,447)       | (9,605)               | (39,990) | (17,448)       | 118,203               |
| Nov.....         | (41,594)                         | (13,073)              | (24,152) | (9,323)    | (3,406)               | (5,801)  | (50,280)       | (9,628)               | (39,825) | (17,254)       | 118,450               |
| Dec.....         | 40,981                           | 12,952                | 23,652   | 9,169      | 3,358                 | 5,672    | 50,109         | 9,519                 | 39,443   | 17,417         | 117,677               |
| 2012 - Jan. .... | 40,581                           | 12,920                | 23,317   | 9,207      | 3,348                 | 5,721    | 50,469         | 9,491                 | 39,855   | 16,782         | 117,040               |
| Feb.....         | 40,351                           | 12,860                | 23,154   | 9,229      | 3,346                 | 5,751    | 50,769         | 9,478                 | 40,276   | 16,591         | 116,940               |
| Mar. ....        | 40,496                           | 12,864                | 23,319   | 9,263      | 3,342                 | 5,789    | 50,754         | 9,456                 | 40,334   | 16,338         | 116,851               |
| Apr.....         | 40,676                           | 12,829                | 23,531   | 9,286      | 3,339                 | 5,822    | 51,001         | 9,443                 | 40,623   | 16,991         | 117,954               |
| May .....        | 40,950                           | 12,804                | 23,711   | 9,295      | 3,320                 | 5,846    | 51,412         | 9,408                 | 40,920   | 16,207         | 117,865               |
| June .....       | 40,386                           | 12,614                | 23,384   | 9,187      | 3,258                 | 5,819    | 50,248         | 9,281                 | 39,817   | 17,257         | 117,078               |
| July.....        | 40,048                           | 12,630                | 23,062   | 9,047      | 3,243                 | 5,694    | 50,037         | 9,252                 | 39,656   | 18,422         | 117,554               |
| Aug.....         | 40,568                           | 12,557                | 23,642   | 9,078      | 3,250                 | 5,717    | 50,086         | 9,262                 | 39,763   | 17,212         | 116,944               |
| Sept.....        | 40,879                           | 12,526                | 24,036   | 9,095      | 3,246                 | 5,752    | 50,261         | 9,239                 | 39,965   | 16,938         | 117,173               |
| Oct. ....        | 40,723                           | 12,472                | 23,944   | 9,099      | 3,227                 | 5,773    | 50,056         | 9,227                 | 39,806   | 16,925         | 116,803               |
| Nov.....         | 41,372                           | 12,386                | 24,541   | 9,132      | 3,211                 | 5,820    | 50,057         | 9,212                 | 39,913   | 16,975         | 117,536               |
| Dec.....         | 40,995                           | 12,166                | 24,362   | 8,903      | 3,150                 | 5,632    | 48,736         | 9,088                 | 38,497   | 16,672         | 115,306               |
| 2013 - Jan. .... | (39,978)                         | (12,126)              | (23,465) | (8,826)    | (3,138)               | (5,581)  | (48,588)       | (9,053)               | (38,453) | (17,467)       | (114,858)             |
| Feb.....         | (40,098)                         | (12,120)              | (23,665) | (8,828)    | (3,136)               | (5,590)  | (48,568)       | (9,044)               | (38,550) | (17,649)       | (115,143)             |
| Mar. ....        | (40,357)                         | (12,142)              | (23,917) | (8,835)    | (3,132)               | (5,601)  | (49,083)       | (9,022)               | (38,980) | (17,063)       | (115,337)             |
| Apr.....         | (40,149)                         | (12,076)              | (23,777) | (8,819)    | (3,129)               | (5,597)  | (49,387)       | (9,010)               | (39,335) | (17,160)       | (115,515)             |
| May .....        | (39,852)                         | (11,986)              | (23,609) | (8,848)    | (3,117)               | (5,648)  | (49,672)       | (8,993)               | (39,722) | (16,809)       | (115,181)             |
| June .....       | (39,100)                         | (11,813)              | (23,036) | (8,781)    | (3,059)               | (5,638)  | (48,450)       | (8,873)               | (38,651) | (17,641)       | (113,973)             |
| July.....        | (38,005)                         | (11,785)              | (22,022) | (8,592)    | (3,045)               | (5,473)  | (48,397)       | (8,842)               | (38,581) | (16,485)       | (111,480)             |
| Aug.....         | (37,844)                         | (11,742)              | (21,910) | (8,602)    | (3,045)               | (5,482)  | (48,588)       | (8,835)               | (38,818) | (16,145)       | (111,178)             |
| Sept.....        | (38,382)                         | (11,689)              | (22,475) | (8,580)    | (3,035)               | (5,480)  | (48,237)       | (8,798)               | (38,481) | (15,521)       | (110,720)             |



# The Public Finances, borrowing requirement and debt

**Table 11**  
**TCCE0275**

## Local government debt: by geographical area

(millions of euros)

|                  | North-West      | North-East      | Centre          | South           | Islands         | Local government debt |
|------------------|-----------------|-----------------|-----------------|-----------------|-----------------|-----------------------|
|                  | <i>S775460M</i> | <i>S785031M</i> | <i>S791946M</i> | <i>S800808M</i> | <i>S837146M</i> | <i>S653442M</i>       |
| 2011.....        | 32,624          | 17,554          | 31,084          | 26,033          | 10,382          | 117,677               |
| 2012 .....       | 31,659          | 16,710          | 31,572          | 25,452          | 9,913           | 115,306               |
| 2011 - Oct. .... | (32,390)        | (17,852)        | (31,271)        | (26,563)        | (10,128)        | 118,203               |
| Nov.....         | (32,770)        | (17,861)        | (31,441)        | (26,229)        | (10,149)        | 118,450               |
| Dec.....         | 32,624          | 17,554          | 31,084          | 26,033          | 10,382          | 117,677               |
| 2012 - Jan. .... | 32,767          | 17,171          | 30,772          | 26,092          | 10,239          | 117,040               |
| Feb.....         | 32,713          | 17,307          | 30,657          | 25,911          | 10,353          | 116,940               |
| Mar. ....        | 32,632          | 17,422          | 30,619          | 26,096          | 10,082          | 116,851               |
| Apr.....         | 33,345          | 17,457          | 30,798          | 26,009          | 10,345          | 117,954               |
| May .....        | 32,660          | 17,513          | 31,386          | 26,022          | 10,283          | 117,865               |
| June .....       | 32,639          | 17,323          | 31,134          | 25,784          | 10,199          | 117,078               |
| July.....        | 32,776          | 17,284          | 31,586          | 25,743          | 10,164          | 117,554               |
| Aug.....         | 32,119          | 17,227          | 31,831          | 25,600          | 10,167          | 116,944               |
| Sept.....        | 32,569          | 17,169          | 31,962          | 25,434          | 10,040          | 117,173               |
| Oct. ....        | 32,509          | 17,181          | 31,689          | 25,412          | 10,013          | 116,803               |
| Nov.....         | 32,300          | 17,332          | 32,251          | 25,512          | 10,141          | 117,536               |
| Dec.....         | 31,659          | 16,710          | 31,572          | 25,452          | 9,913           | 115,306               |
| 2013 - Jan. .... | (31,702)        | (16,495)        | (31,378)        | (24,779)        | (10,505)        | (114,858)             |
| Feb.....         | (32,096)        | (16,627)        | (31,346)        | (24,844)        | (10,231)        | (115,143)             |
| Mar. ....        | (31,987)        | (16,638)        | (31,602)        | (24,931)        | (10,179)        | (115,337)             |
| Apr.....         | (32,050)        | (16,733)        | (31,554)        | (24,900)        | (10,279)        | (115,515)             |
| May .....        | (31,856)        | (16,721)        | (31,515)        | (24,770)        | (10,319)        | (115,181)             |
| June .....       | (31,579)        | (16,655)        | (30,876)        | (24,573)        | (10,290)        | (113,973)             |
| July.....        | (30,692)        | (16,247)        | (29,892)        | (24,517)        | (10,131)        | (111,480)             |
| Aug.....         | (30,871)        | (16,041)        | (29,431)        | (24,511)        | (10,324)        | (111,178)             |
| Sept.....        | (30,994)        | (15,860)        | (29,559)        | (24,127)        | (10,180)        | (110,720)             |

# The Public Finances, borrowing requirement and debt

**Table 12**  
**TCCE0300**

## General government debt, deposits and other assets

(millions of euros)

|                 | General government debt | Treasury's liquid balances           |  |                 |                 |                 |                          | General government debt net of Treasury's liquid balances | Deposits held with resident MFIs net of liquidity transactions | Loans to EMU member States (bilateral or through EFSF) | Contribution to ESM paid-in capital |
|-----------------|-------------------------|--------------------------------------|--|-----------------|-----------------|-----------------|--------------------------|---|--|--|-------------------------------------|
|                 |                         | of which:                            |  |                 |                 |                 |                          |   |  |  |                                     |
|                 |                         | Deposits held with the Bank of Italy |  |                 |                 |                 | Investments of liquidity |   |  |  |                                     |
|                 |                         | of which:                            |  |                 |                 |                 |                          |   |  |  |                                     |
|                 |                         | Treasury payments account            | Sinking fund for the redemption of government securities | Other deposits  |                 |                 |                          |   |  |  |                                     |
|                 | <i>S319464M</i>         | <i>S329544M</i>                      | <i>S202988M</i>  | <i>S371683M</i> | <i>S399281M</i> | <i>S411680M</i> | <i>S418613M</i>          | <i>S687961M</i>   | <i>S752783M</i>  | <i>S452657M</i>  | <i>S271668M</i>                     |
| 2011.....       | 1,907,612               | 24,255                               | 24,255   | 6,292           | 115             | 17,849          | ..                       | 1,883,357   | 35,385   | 13,118   |                                     |
| 2012 .....      | 1,989,431               | 34,394                               | 34,394   | 8,502           | 171             | 25,721          | ..                       | 1,955,038   | 27,210   | 36,932   | 5,732                               |
| 2011 - Oct. ... | 1,916,632               | 37,964                               | 37,264   | 36,347          | 107             | 810             | 700                      | 1,878,668   | 36,437   | 11,032   | -                                   |
| Nov....         | 1,912,860               | 23,111                               | 17,731   | 789             | 107             | 16,836          | 5,380                    | 1,889,749   | 35,819   | 11,608   | -                                   |
| Dec....         | 1,907,612               | 24,255                               | 24,255   | 6,292           | 115             | 17,849          | ..                       | 1,883,357   | 35,385   | 13,118   | -                                   |
| 2012 - Jan. ... | 1,944,224               | 56,828                               | 51,173   | 793             | 115             | 50,265          | 5,655                    | 1,887,396   | 35,783   | 13,981   | -                                   |
| Feb....         | 1,936,835               | 40,788                               | 36,660   | 809             | 115             | 35,736          | 4,128                    | 1,896,046   | 31,381   | 13,981   | -                                   |
| Mar. ...        | 1,955,247               | 34,457                               | 28,901   | 591             | 115             | 28,195          | 5,556                    | 1,920,790   | 33,626   | 21,103   | -                                   |
| Apr.....        | 1,958,694               | 27,505                               | 17,696   | 808             | 115             | 16,773          | 9,809                    | 1,931,189   | 27,813   | 27,707   | -                                   |
| May ...         | 1,976,008               | 35,782                               | 28,697   | 842             | 115             | 27,740          | 7,085                    | 1,940,226   | 28,060   | 29,510   | -                                   |
| June ..         | 1,982,898               | 46,118                               | 38,180   | 1,223           | 115             | 36,842          | 7,938                    | 1,936,780   | 26,507   | 29,702   | -                                   |
| July....        | 1,978,758               | 45,521                               | 26,632   | 792             | 116             | 25,724          | 18,889                   | 1,933,236   | 28,014   | 30,201   | -                                   |
| Aug....         | 1,976,898               | 37,363                               | 11,584   | 801             | 116             | 10,667          | 25,779                   | 1,939,534   | 27,907   | 30,201   | -                                   |
| Sept...         | 1,996,512               | 45,919                               | 15,254   | 799             | 780             | 13,676          | 30,665                   | 1,950,593   | 25,380   | 30,201   | -                                   |
| Oct. ...        | 2,016,042               | 52,890                               | 29,726   | 798             | 780             | 28,148          | 23,164                   | 1,963,152   | 28,314   | 30,201   | 5,732                               |
| Nov....         | 2,021,839               | 59,125                               | 41,766   | 788             | 360             | 40,619          | 17,359                   | 1,962,714   | 27,925   | 30,201   | 5,732                               |
| Dec....         | 1,989,431               | 34,394                               | 34,394   | 8,502           | 171             | 25,721          | ..                       | 1,955,038   | 27,210   | 36,932   | 5,732                               |
| 2013 - Jan. ... | (2,023,480)             | (68,110)                             | (55,077)   | 806             | 172             | (54,100)        | 13,033                   | (1,955,370)   | 26,327   | (37,316)   | 5,732                               |
| Feb....         | (2,018,447)             | (49,650)                             | (36,507)   | 807             | 5,599           | (30,101)        | 13,143                   | (1,968,797)   | 25,761   | (38,007)   | 5,732                               |
| Mar. ...        | (2,035,833)             | (45,856)                             | (35,110)   | 786             | 2,754           | (31,571)        | 10,746                   | (1,989,977)   | 24,609   | (38,007)   | 5,732                               |
| Apr.....        | (2,042,359)             | (41,963)                             | (30,106)   | 804             | 3,490           | (25,812)        | 11,857                   | (2,000,396)   | 26,750   | (38,007)   | 8,599                               |
| May ...         | (2,075,633)             | (62,361)                             | (50,414)   | 809             | 3,490           | (46,114)        | 11,947                   | (2,013,273)   | 26,645   | (40,890)   | 8,599                               |
| June ..         | (2,076,182)             | (76,251)                             | (56,859)   | 901             | 3,857           | (52,101)        | 19,392                   | (1,999,931)   | 27,075   | (42,240)   | 8,599                               |
| July....        | (2,073,922)             | (68,199)                             | (61,807)   | 773             | 3,865           | (57,168)        | 6,392                    | (2,005,724)   | 28,067   | (42,721)   | 8,599                               |
| Aug....         | (2,060,005)             | (46,429)                             | (34,043)   | 809             | 4,138           | (29,097)        | 12,386                   | (2,013,576)   | 26,803   | (42,721)   | 8,599                               |
| Sept...         | (2,068,565)             | (40,779)                             | (28,697)   | 811             | 4,777           | (23,110)        | 12,082                   | (2,027,785)   | 26,270   | (42,913)   | 8,599                               |

## METHODOLOGICAL APPENDIX

### GENERAL INDICATIONS

This publication contains figures on the borrowing requirement and debt of general government and its subsectors (central government, local government and social security institutions).

The borrowing requirement does not coincide with the change in the debt mainly owing to the different ways in which general government deposits held with the Bank of Italy and Treasury liquidity investments are treated; in fact the borrowing requirement is obtained as the change in the debt net of Treasury's liquid balances. The borrowing requirement and the debt also differ as a consequence of the different accounting standards applied in calculating the two aggregates. In particular: a) in the borrowing requirement issues of securities apart from BOTs are valued net of issue discounts and placement commissions, whereas they are included in the debt at nominal value; and b) in the borrowing requirement liabilities denominated in foreign currencies are converted using the exchange rate obtaining at the transaction settlement date, whereas in the debt they are converted using the end-of-period exchange rate. The formation of the central government borrowing requirement includes transactions with other general government entities; consequently, the borrowing requirements of local government and the social security institutions corresponds exclusively to their additional financing needs with respect to those met by state transfers.

General government debt consists of all the sector's financial liabilities valued at their face value at issue. It is consolidated between and within the subsectors. In other words it excludes liabilities that are assets, consisting of the same instruments, of entities belonging to general government, in line with the definition adopted for the European Economic and Monetary Union's excessive deficit procedure. The aggregate is calculated according to the methodological criteria established in European Council Regulation no. 479/2009 by summing the following categories of financial liabilities: currency and deposits; non-equity securities and loans. Loans from monetary financial institutions are allocated to the general government subsector the final borrower belongs to, i.e. that of the entity required to repay the loan and not that of the entity to which it is disbursed.

Table TCCE0100 shows the formation of the general government borrowing requirement. It is calculated as the balance on a cash basis of current and capital items and those of a financial nature (except for changes in cash balances, which in the case of general government are conventionally taken to correspond to the changes in the deposits held with the Bank of Italy). In the absence of monthly figures on the formation of the general government borrowing requirement, the data shown here are restricted to an analysis of the formation of the state budget balance. The balance of the central government's other transactions is thus obtained as the difference between the central government borrowing requirement calculated on the financing side and the balance of the state budget. As a memorandum item the table shows the unconsolidated central government borrowing requirement net of settlements of past debts and extraordinary revenue arising primarily in connection with privatizations.

Table TCCE0125 shows a breakdown of the general government borrowing requirement by instrument (the financing of the borrowing requirement).

Table TCCE0155 shows the breakdown of the general government borrowing requirement by subsector.

Table TCCE0175 shows the breakdown of general government debt by instrument along the same lines as for the borrowing requirement. Securities are divided by maturity, with an indication of the variable rate component. The share of foreign currency debt is also shown.

Table TCCE0200 shows the distribution of general government debt among the following holding sectors: Bank of Italy, other monetary financial institutions, other residents and non-residents.

Table TCCE0225 shows the distribution of general government debt among the different subsectors. Both the unconsolidated and the consolidated debt of each sector are reported.

Tables TCCE0250 and TCCE0275 cover local government debt. They analyze the debt by subsector (regions and autonomous provinces, provinces, municipalities and other entities) and instrument and by geographical area.

Table TCCE0300 shows general government debt together with the deposits this sector holds with resident monetary financial institutions and the Bank of Italy net of Treasury liquidity investments, and loans granted to countries belonging to the Monetary Union both bilaterally and via the European Financial Stability Facility. The table also shows the debt net of Treasury's liquid balances.

Table TCCE0325 shows the breakdown of general government debt by residual maturity, with an indication of the variable rate component; the average residual maturity of the debt is also shown (in years).

Tables TCCE0350 and TCCE0375 show, for general government and central government respectively, the breakdown of debt by instrument and residual maturity, currency, holders' residence.

As of September 2006 Cassa Depositi e Prestiti s.p.a. is included among Monetary Financial Institutions and the loans it disburses to general government, previously included in the series "Other transactions" and "Other liabilities" are now included in the series "MFI loans". At the same time the breakdown by holding subsector is adjusted in accordance with the new classification.

The reconstruction of general government debt since the unification of Italy was completed in 2008. The data are updated monthly on the occasion of the publication of this Supplement and are available in the Statistics section of the Bank of Italy's website

<http://bip.bancaditalia.it/4972unix/homebipentry.htm?dadove=corr&lang=eng>

with the accompanying Methodological Notes

[http://www.bancaditalia.it/statistiche/quadro\\_norma\\_metodo/metodoc/sb7\\_308/en\\_suppl\\_73\\_08.pdf](http://www.bancaditalia.it/statistiche/quadro_norma_metodo/metodoc/sb7_308/en_suppl_73_08.pdf)

A description of the historical reconstruction is available in Occasional Paper no. 31

[http://www.bancaditalia.it/pubblicazioni/econo/quest\\_ecofin\\_2/qef\\_31](http://www.bancaditalia.it/pubblicazioni/econo/quest_ecofin_2/qef_31).

## NOTES TO THE TABLES

*The order of the tables in the following notes is based on their code numbers. The notes to each table are set out below, together with references to the "Notes to the classification variables" section where appropriate.*

### **TCCE0100 - FORMATION OF THE GENERAL GOVERNMENT BORROWING REQUIREMENT**

S070207M - CENTRAL GOVERNMENT: BALANCE OF THE CHANGES IN TREASURY ACCOUNTS AND OTHER TRANSACTIONS (DEFICIT: -)

The difference between the state budget balance and the central government borrowing requirement based on financing data. The series consists primarily of the difference between payments made to the Treasury by the state budget

and other entities and those made by the Treasury to non-state entities. As of December 2003 includes the deposits of the Cassa Depositi e Prestiti with the Treasury and the funds raised by the Post Office assigned to the Treasury.

S428475M - STATE BUDGET: TAX REVENUE

Tax revenue refers to the amounts allocated each month to the relevant chapters of the state budget. It should be noted that as of 1998, with the introduction of the unified tax payment form and the single mandate procedure, the time

taxes are paid to the Treasury is not the same as the time they are allocated; in some cases amounts may be paid in one month and allocated in another. Tax revenue is not adjusted for tax refunds (included in the budget under payments) and includes VAT accruing to the European Union. The monthly figures are consistent with those published by the Ministry for the Economy and Finance in Conto riassuntivo del Tesoro, except that they are net of accounting transactions with the following regions: Sicily, Sardinia and, since 2009, Friuli Venezia Giulia.

**S835207M - CENTRAL GOVERNMENT: GROSS BORROWING REQUIREMENT (DEFICIT: -)**

Based on financing data. The series includes liabilities connected with loans granted to countries belonging to the Economic and Monetary Union via the European Financial Stability Facility.

**S857863M - TAX COLLECTION ACCOUNTS**

The amounts shown under this heading are the changes in the balance of taxes paid to the Treasury using the single mandate procedure and waiting to be allocated, with reference to central government taxes, Irap due to the regions and social security contributions due to INPS. A negative value indicates that the total amount allocated during the month exceeded the taxes and contributions actually paid to the Treasury and vice versa.

**S888011M - LOCAL GOVERNMENT: ADDITIONAL GROSS BORROWING REQUIREMENT AFTER CONSOLIDATION (DEFICIT: -)**

Based on financing data. The series shows local government's funding needs on a cash basis after deducting the sector's own revenues and transfers from other public bodies. As of December 2003 includes the loans of the Cassa Depositi e Prestiti to local authorities, net of the part of the specific-purpose loans not yet disbursed by Cassa Depositi e Prestiti S.p.A. and included in the deposits in the supervisory reports.

**S900166M - SOCIAL SECURITY INSTITUTIONS: ADDITIONAL GROSS BORROWING REQUIREMENT AFTER CONSOLIDATION (DEFICIT: -)**

Based on financing data. The series shows social security institutions funding needs on a cash basis after deducting their own revenues and transfers from other public bodies.

**S916545M - PRIVATIZATION RECEIPTS AND OTHER EXTRAORDINARY REVENUE**

The series includes receipts deriving from the privatization of public enterprises (net of any repurchases) and some items of extraordinary revenue, such as receipts in connection with the liquidation of enterprises and the proceeds of the sale of UMTS licences. It also includes proceeds from the reimbursement of the financial instruments issued by banks and subscribed by the Ministry of the Economy and Finance in the context of the measures to support the financial system (Law 2/2009).

**S926208M - CENTRAL GOVERNMENT: UNCONSOLIDATED BORROWING REQUIREMENT NET OF SETTLEMENTS OF PAST DEBTS AND PRIVATIZATION RECEIPTS (DEFICIT: -)**

The unconsolidated borrowing requirement includes liabilities towards general government bodies outside central government. The series includes liabilities connected with loans granted to countries belonging to the Economic and Monetary Union via the European Financial Stability Facility.

**S994979M - GENERAL GOVERNMENT: BORROWING REQUIREMENT NET OF SETTLEMENTS OF PAST DEBTS AND PRIVATIZATION RECEIPTS (DEFICIT: -)**

Excludes settlements and privatizations effected by entities belonging to the central government. The series includes liabilities connected with loans granted to countries belonging to the Economic and Monetary Union via the European Financial Stability Facility.

**TCCE0125 - FINANCING OF THE GENERAL GOVERNMENT BORROWING REQUIREMENT: BY INSTRUMENT**

**S029605M - GENERAL GOVERNMENT: FINANCING OF THE GROSS BORROWING REQUIREMENT**

Balance of the change in general government liabilities, excluding those that are assets of general government entities, and the change in deposits held with the Bank of Italy and Treasury liquidity investments. The series includes liabilities connected with loans granted to countries belonging to the Economic and Monetary Union via the European Financial Stability Facility.

**S129640M - GENERAL GOVERNMENT: CURRENCY AND DEPOSITS - CHANGES**

Post Office funds, coins in circulation and deposits held with the Treasury by entities outside general government. As

of December 2003, following the exclusion of Cassa Depositi e Prestiti from general government, Post Office funds include only the part pertaining to Ministry for the Economy and Finance. This comprises ordinary and fixed-term post office savings certificates, and Post Office current accounts. Following the decisions of Eurostat announced on 23 May 2005, the series includes the prepayments of taxes by tax collection agencies (Decree Law 341/2003 ratified by Law 31/2004 and Decree Law 282/2004 ratified by Law 307/2004). (ESA95: Sector S13, Instrument F2)

#### S151658M - GENERAL GOVERNMENT: SHORT-TERM SECURITIES - NET ISSUES

Net issues of securities with an initial maturity equal to or less than one year made by general government and not subscribed by general government entities. Gross issues are valued net of issue discounts and placement commissions, except for BOTs, which are included at nominal value; redemptions are included at nominal value, except for commercial paper for which the principal amount is included. For securities denominated in foreign currencies, the conversion is made using the exchange rate obtaining on the issue/redemption date. Account is also taken of swaps. (ESA95: Sector S13, Instrument F331)

#### S173286M - GENERAL GOVERNMENT: POST OFFICE FUNDS - CHANGES

As of December 2003, following the exclusion of Cassa Depositi e Prestiti from general government, Post Office funds include only the part pertaining to Ministry for the Economy and Finance. This comprises ordinary and fixed-term post office savings certificates, and Post Office current accounts.

#### S189357M - GENERAL GOVERNMENT: MEDIUM AND LONG-TERM SECURITIES - NET ISSUES

Net issues of securities with an initial maturity of more than one year made by general government and not subscribed by general government entities. Gross issues are valued net of issue discounts and placement commissions; redemptions are included at nominal value, except for CTZs, for which the principal amount is included. For securities denominated in foreign currencies, the conversion is made using the exchange rate obtaining on the issue/redemption date. Account is also taken of swaps. The series also includes securities issued for the settlement of past debts, those issued by former autonomous government agencies to be redeemed by the state, those issued in December 1993 to establish the Treasury payments account at the Bank of Italy pursuant to

Law 483/1993 and those issued in November 1994 to consolidate the suspense account referred to in the Ministerial Decree of 15.11.1994 (76.206 trillion lire); the latter securities, initially held in the Bank of Italy's portfolio, were the subject of a bond conversion transaction in December 2002. Following the decisions of Eurostat announced on 23 May 2005, the series includes securities issued by Infrastrutture S.p.A. to finance the construction of high-speed railway infrastructure. (ESA95: Sector S13, Instrument F332)

#### S191484M - GENERAL GOVERNMENT: TREASURY'S LIQUID BALANCES - CHANGES

Consists of the Treasury payments account (Law 483/1993 and Ministerial Decree of 19.09.2005), the sinking fund for the redemption of government securities (Law 432/1993 as amended by Decree Law 436/1994, reiterated several times and ratified by Law 110/1996), other time deposits, operations on behalf of the Treasury (OPTES) involving the investment of Treasury funds with the banking system (Decree of the Ministry for the Economy and Finance 25391, 25 October 2011) and, until November 1994, the Treasury's current account with the Bank of Italy and a suspense account (Law 483/1993).

#### S492133M - GENERAL GOVERNMENT: INVESTMENTS OF LIQUID ASSETS - CHANGES

The amounts generated by OPTES operations involving Treasury liquidity investments with the banking system under the new system for managing the Treasury's liquidity on deposit with the Bank of Italy (Ministry Decree 25391 of 25 October 2011). These operations are carried out by way of auctions or bilateral negotiation.

#### S767399M - GENERAL GOVERNMENT: OTHER FINANCING - CHANGES

The change in deposits held with the Bank of Italy and the proceeds of securitizations for the part considered to be loans according to the criteria established by Eurostat. As of December 2003, following the exclusion of Cassa depositi e prestiti S.p.A. from general government, up to August 2006, the series includes the loans disbursed by Cassa depositi e prestiti S.p.A. to general government. The series also includes liabilities connected with loans granted to countries belonging to the Economic and Monetary Union via the European Financial Stability Facility and following Eurostat's decision of 31 July 2012, as of December 1997, the series includes assignments without recourse to non-bank financial intermediaries.

**S848329M - GENERAL GOVERNMENT: NET DISBURSEMENTS OF LOANS BY OTHER MONETARY FINANCIAL INSTITUTIONS**

Disbursements of loans to general government by resident monetary financial institutions, the European Investment Bank and, as of September 2006, Cassa Depositi e Prestiti S.p.A.. Loans denominated in foreign currencies are converted using the exchange rate obtaining on the transaction settlement date. Following the decisions of Eurostat announced on 23 May 2005, the series includes loans raised by Infrastrutture S.p.A. to finance the construction of high-speed railway infrastructure, net of the part of the specific-purpose loans not yet disbursed by Cassa Depositi e Prestiti S.p.A. and included in the deposits in the supervisory reports. (ESA95: Sector S13, Instrument F4)

**S969486M - GENERAL GOVERNMENT: TRANSACTIONS IN DEBT INSTRUMENTS**

The change in general government financial liabilities.

**TCCE0155 - FINANCING OF THE GENERAL GOVERNMENT BORROWING REQUIREMENT: BY SUBSECTOR**

**S008424M - CENTRAL GOVERNMENT: NET DISBURSEMENTS OF LOANS BY OTHER MONETARY FINANCIAL INSTITUTIONS**

Net disbursements of loans by resident monetary financial institutions, the European Investment Bank and, as of September 2006, Cassa Depositi e Prestiti S.p.A. to be redeemed by central government. Loans denominated in foreign currencies are converted using the exchange rate obtaining on the transaction settlement date. Following the decisions of Eurostat announced on 23 May 2005, the series includes loans raised by Infrastrutture S.p.A. to finance the construction of high-speed railway infrastructure, net of the part of the specific-purpose loans not yet disbursed by Cassa Depositi e Prestiti S.p.A. and included in the deposits in the supervisory reports. (ESA95: Sector S1311, Instrument F4).

**S029605M - GENERAL GOVERNMENT: FINANCING OF THE GROSS BORROWING REQUIREMENT**

Balance of the change in general government liabilities, excluding those that are assets of general government entities, and the change in deposits held with the Bank of Italy and Treasury liquidity investments. The series includes liabilities connected with loans granted to countries belonging to the Economic and Monetary Union via the European Financial Stability Facility.

**S047996M - LOCAL GOVERNMENT: NET DISBURSEMENTS OF LOANS BY OTHER MONETARY FINANCIAL INSTITUTIONS**

Net disbursements of loans by resident monetary financial institutions, the European Investment Bank and, as of September 2006, Cassa Depositi e Prestiti S.p.A. to be redeemed by local government. Loans denominated in foreign currencies are converted using the exchange rate obtaining on the transaction settlement date, net of the part of the specific-purpose loans not yet disbursed by Cassa Depositi e Prestiti S.p.A. and included in the deposits in the supervisory reports. (ESA95: Sector S1313, Instrument F4).

**S112869M - CENTRAL GOVERNMENT: SECURITIES - NET ISSUES**

Net issues of securities made by central government and not subscribed by general government entities. Gross issues are valued net of issue discounts and placement commissions, except for BOTs, which are included at nominal value; redemptions are included at nominal value, except for commercial paper and CTZs, for which the principal amount is included. For securities denominated in foreign currencies, the conversion is made using the exchange rate obtaining on the issue/redemption date. Account is also taken of swaps. The series also includes securities issued for the settlement of past debts, those issued by former autonomous government agencies to be redeemed by the state, those issued in December 1993 to establish the Treasury payments account at the Bank of Italy pursuant to Law 483/1993 and those issued in November 1994 to consolidate the suspense account referred to in the Ministerial Decree of 15.11.1994 (76.206 trillion lire); the latter securities, initially held in the Bank of Italy's portfolio, were the subject of a bond conversion transaction in December 2002. Following the decisions of Eurostat announced on 23 May 2005, the series includes securities issued by Infrastrutture S.p.A. to finance the construction of high-speed railway infrastructure. (ESA95: Sector S1311, Instrument F33)

**S173815M - LOCAL GOVERNMENT: SECURITIES - NET ISSUES**

Net issues of securities made by local government and not subscribed by general government entities. Gross issues are valued net of issue discounts and placement commissions; redemptions are included at nominal value. For securities denominated in foreign currencies, the conversion is made using the exchange rate obtaining on the issue/redemption date. Account is also taken of swaps.

(ESA95: Sector S1313, Instrument F33)

**S344502M - GENERAL GOVERNMENT: GROSS BORROWING REQUIREMENT FINANCING ABROAD**

Change in liabilities financed abroad (net issues in foreign financial centres and net disbursements of loans by non-resident institutions). The series includes liabilities connected with loans granted to countries belonging to the Economic and Monetary Union via the European Financial Stability Facility.

**S794710M - CENTRAL GOVERNMENT: FINANCING OF THE GROSS BORROWING REQUIREMENT**

Balance of the change in central government liabilities, excluding those that are assets of general government entities, and the change in deposits held with the Bank of Italy. State transfers to other general government entities contribute to the formation of the central government borrowing requirement. The series includes liabilities connected with loans granted to countries belonging to the Economic and Monetary Union via the European Financial Stability Facility.

**S855825M - LOCAL GOVERNMENT: FINANCING OF THE ADDITIONAL GROSS BORROWING REQUIREMENTS AFTER CONSOLIDATION**

Change in local government liabilities, excluding those that are assets of general government entities. It reflects exclusively the need for additional financing with respect to provided by state transfers.

**S873945M - SOCIAL SECURITY INSTITUTIONS: FINANCING OF THE ADDITIONAL GROSS BORROWING REQUIREMENT AFTER CONSOLIDATION**

Change in social security institutions liabilities, excluding those that are assets of general government entities. It reflects exclusively the need for additional financing with respect to provided by state transfers.

**TCCE0175 - GENERAL GOVERNMENT DEBT: BY INSTRUMENT**

**S016663M - GENERAL GOVERNMENT: GROSS DEBT DENOMINATED IN FOREIGN CURRENCY**

The sum of general government financial liabilities denominated in foreign currency, excluding those that are assets of entities belonging to the same sector. The aggregate is calculated in accordance with the methods laid down in Council Regulation (EC) No. 479/2009. (ESA 95: Sector S13, Instruments F2, F33 and F4).

**S050580M - GENERAL GOVERNMENT: GROSS DEBT WITH INITIAL MATURITY OVER ONE YEAR**

The sum of general government financial liabilities with initial maturity of more than one year, excluding those that are assets of general government entities. The aggregate is calculated according to the methodological criteria established in European Council Regulation no. 479/2009. (ESA95: Sector S13, Instruments F2, F33 and F4)

**S319464M - GENERAL GOVERNMENT: GROSS DEBT**

The sum of general government financial liabilities, excluding those that are assets of general government entities. The aggregate is calculated according to the methodological criteria established in European Council Regulation no. 479/2009. (ESA95: Sector S13, Instruments F2, F33 and F4).

**S352384M - GENERAL GOVERNMENT: LOANS FROM OTHER MONETARY FINANCIAL INSTITUTIONS**

Loans disbursed to general government by resident monetary financial institutions, the European Investment Bank and, as of September 2006, Cassa Depositi e Prestiti S.p.A.. Loans denominated in foreign currencies are converted using the end-of-period exchange rate. Following the decisions of Eurostat announced on 23 May 2005, the series includes loans raised by Infrastrutture S.p.A. to finance the construction of high-speed railway infrastructure, net of the part of the specific-purpose loans not yet disbursed by Cassa Depositi e Prestiti S.p.A. and included in the deposits in the supervisory reports. (ESA95: Sector S13, Instrument F4).

**S432714M - GENERAL GOVERNMENT: OTHER VARIABLE INTEREST RATE INSTRUMENTS WITH INITIAL MATURITY OVER 1 YEAR**

The sum of general government variable rate financial liabilities with initial maturity of more than one year, excluding those that are assets of general government entities. The aggregate is calculated according to the methodological criteria established in European Council Regulation no. 479/2009. (ESA95: Sector S13, Instruments F33 and F4)

**S441461M - CENTRAL GOVERNMENT: LIABILITIES CONNECTED WITH MEDIUM AND LONG-TERM LOANS IN DOMESTIC CURRENCY FROM EUROPEAN FINANCIAL STABILITY FACILITY (EFSF)**

Liabilities connected with loans granted to countries belonging to the Economic and Monetary Union via the



European Financial Stability Facility. (ESA95: Sector S13, Instrument F4)

#### S571730M - GENERAL GOVERNMENT: SHORT-TERM SECURITIES

Securities with an initial maturity equal to or less than one year issued by general government and not subscribed by general government entities. The securities are included at nominal value. For securities denominated in foreign currencies, the conversion is made using the end-of-period exchange rate. Account is also taken of swaps. (ESA95: Sector S13, Instrument F331)

#### S592437M - GENERAL GOVERNMENT: POST OFFICE FUNDS

As of December 2003, following the exclusion of Cassa depositi e prestiti from general government, Post Office funds include only the part pertaining to Ministry for the Economy and Finance. This comprises ordinary and fixed-term post office savings certificates, and Post Office current accounts.

#### S605216M - GENERAL GOVERNMENT: MEDIUM AND LONG-TERM SECURITIES

Securities with an initial maturity of more than one year issued by general government and not subscribed by general government entities. The securities are included at nominal value. For securities denominated in foreign currencies, the conversion is made using the end-of-period exchange rate. Account is also taken of swaps. The series also includes securities issued for the settlement of past debts, those issued by former autonomous government agencies to be redeemed by the state and those issued in December 1993 to establish the Treasury payments account at the Bank of Italy pursuant to Law 483/1993 and those issued in November 1994 to consolidate the suspense account referred to in the Ministerial Decree of 15.11.1994 (76.206 trillion lire); the latter securities, initially held in the Bank of Italy's portfolio, were the subject of a bond conversion transaction in December 2002. Following the decisions of Eurostat announced on 23 May 2005, the series includes securities issued by Infrastrutture S.p.A. to finance the construction of high-speed railway infrastructure. (ESA95: Sector S13, Instrument F332)

#### S944476M - GENERAL GOVERNMENT: CURRENCY AND DEPOSITS

Post Office funds, coins in circulation and deposits held with the Treasury by entities outside general government. As

of December 2003, following the exclusion of Cassa Depositi e Prestiti from general government, Post Office funds include only the part pertaining to Ministry for the Economy and Finance. This comprises ordinary and fixed-term post office savings certificates, and Post Office current accounts. Following the decisions of Eurostat announced on 23 May 2005, the series includes the prepayments of taxes by tax collection agencies (Decree Law 341/2003 ratified by Law 31/2004 and Decree Law 282/2004 ratified by Law 307/2004). (ESA95: Sector S13, Instrument F2)

#### S989347M - GENERAL GOVERNMENT: OTHER LIABILITIES

Liabilities to the Bank of Italy and the proceeds of securitizations for the part considered to be loans according to the criteria established by Eurostat. As of December 2003, following the exclusion of Cassa Depositi e Prestiti S.p.A. from general government, up to August 2006, the series includes the loans disbursed by Cassa Depositi e Prestiti S.p.A. to general government net of the part of the specific purpose loans not yet disbursed and included in the deposits in the supervisory reports. The series also includes liabilities connected with loans granted to countries belonging to the Economic and Monetary Union via the European Financial Stability Facility and following Eurostat's decision of 31 July 2012, as of December 1997, the series includes assignments without recourse to non-bank financial intermediaries. (ESA95: Sector S13, Instrument F4).

### TCCE0200 - GENERAL GOVERNMENT DEBT: BY HOLDING SECTOR

#### S177952M - GENERAL GOVERNMENT: GROSS DEBT HELD BY CENTRAL BANK

The share of general government financial liabilities held by the Bank of Italy. The aggregate is calculated according to the methodological criteria established in European Council Regulation no. 479/2009. (ESA95: Sector S121, Instruments F2 and F33)

#### S188615M - GENERAL GOVERNMENT: SECURITIES HELD BY CENTRAL BANK

The share of securities issued by general government held by the Bank of Italy. The series includes the securities acquired by the Bank of Italy under the Securities Markets Programme. (ESA95: Sector S121, Instrument F33)

#### S240301M - GENERAL GOVERNMENT: GROSS DEBT HELD BY OTHER MONETARY FINANCIAL INSTITUTIONS

The share of general government financial liabilities

held by other monetary financial institutions. The aggregate is calculated according to the methodological criteria established in European Council Regulation no. 479/2009. (ESA95: Sector S122, Instruments F33 and F4)

**S299179M - GENERAL GOVERNMENT: SECURITIES HELD BY OTHER MONETARY FINANCIAL INSTITUTIONS**

The share of securities issued by general government held by other monetary financial institutions. (ESA95: Sector S122, Instrument F33)

**S319464M - GENERAL GOVERNMENT: GROSS DEBT**

The sum of general government financial liabilities, excluding those that are assets of general government entities. The aggregate is calculated according to the methodological criteria established in European Council Regulation no. 479/2009. (ESA95: Sector S13, Instruments F2, F33 and F4).

**S382950M - GENERAL GOVERNMENT: GROSS DEBT HELD BY OTHER FINANCIAL INSTITUTIONS**

The share of general government financial liabilities held by other financial institutions. The aggregate is calculated according to the methodological criteria established in European Council Regulation no. 479/2009. (ESA95: Sectors S123, S124 and S125, Instruments F33 and F4).

**S439258M - GENERAL GOVERNMENT: SECURITIES HELD BY OTHER FINANCIAL INSTITUTIONS**

The share of securities issued by general government held by other financial institutions. (ESA95: Sectors S123, S124 and S125, Instrument F33)

**S501942M - GENERAL GOVERNMENT: GROSS DEBT HELD BY OTHER RESIDENTS**

The share of general government financial liabilities held by other residents not belonging to general government. The aggregate is calculated as a residual according to the methodological criteria established in European Council Regulation no. 479/2009. (ESA95: Sectors S11, S14 and S15, Instruments F2, F33 and F4).

**S533285M - GENERAL GOVERNMENT: SECURITIES HELD BY OTHER RESIDENTS**

The share of general government securities held by other residents not belonging to general government. The aggregate is calculated as a residual. (ESA95: Sectors S11, S14 and S15, Instrument F33)

**S569014M - GENERAL GOVERNMENT: GROSS DEBT HELD BY NON-RESIDENTS**

The share of general government financial liabilities held by non-residents. The aggregate is partly estimated on the basis of information contained in reports for the calculation of the Balance of payment; it includes liabilities connected with loans granted to countries belonging to EMU via the European Financial Stability Facility. The aggregate is calculated according to the methodological criteria established in European Council Regulation no. 479/2009. As of December 2008, the data are collected on a share-by-share basis, at nominal value and include shares subscribed by the Eurosystem, apart from the Bank of Italy, under the Securities Markets Programme. (ESA95: Sector S2, Instruments F33 and F4).

**S586188M - GENERAL GOVERNMENT: SECURITIES HELD BY NON-RESIDENTS**

The share of general government securities held by non-residents. The aggregate is partly estimated on the basis of information contained in the Balance of payment report. As of December 2008, the data are collected on a share-by-share basis, at nominal value and include shares subscribed by the Eurosystem, apart from the Bank of Italy, under the Securities Markets Programme. (ESA95: Sector S2, Instrument F33).

**TCCE0225 - GENERAL GOVERNMENT DEBT: BY SUBSECTOR**

**S079329M - CENTRAL GOVERNMENT: UNCONSOLIDATED GROSS DEBT**

The sum of central government financial liabilities (excluding those held by that subsector), including those that are assets of entities belonging to the other subsectors of general government. The aggregate is calculated according to the methodological criteria established in European Council Regulation no. 479/2009. (ESA95: Sector S1311, Instruments F2, F33 and F4)

**S102740M - CENTRAL GOVERNMENT: CONSOLIDATING ITEMS**

Central government financial liabilities that are assets of entities belonging to other subsectors of general government. The aggregate is calculated according to the methodological criteria established in European Council Regulation no. 479/2009.

#### S139396M - LOCAL GOVERNMENT: UNCONSOLIDATED GROSS DEBT

The sum of local government financial liabilities (excluding those held by that subsector), including those that are assets of entities belonging to the other subsectors of general government. The aggregate is calculated according to the methodological criteria established in European Council Regulation no. 479/2009. (ESA95: Sector S1313, Instruments F33 and F4)

#### S148651M - LOCAL GOVERNMENT: CONSOLIDATING ITEMS

Local government financial liabilities that are assets of entities belonging to the other subsectors of general government. The aggregate is calculated according to the methodological criteria established in European Council Regulation no. 479/2009.

#### S159481M - SOCIAL SECURITY INSTITUTIONS: UNCONSOLIDATED GROSS DEBT

The sum of the financial liabilities of social security institutions (excluding those held by that subsector), including those that are assets of entities belonging to the other subsectors of general government. The aggregate is calculated according to the methodological criteria established in European Council Regulation no. 479/2009. (ESA95: Sector S1314, Instrument F4)

#### S167668M - SOCIAL SECURITY FUNDS: CONSOLIDATING ITEMS

Financial liabilities of social security institutions that are assets of entities belonging to the other subsectors of general government. The aggregate is calculated according to the methodological criteria established in European Council Regulation no. 479/2009.

#### S288236M - CENTRAL GOVERNMENT: LOANS FROM OTHER MONETARY FINANCIAL INSTITUTIONS

Loans disbursed by resident monetary financial institutions, the European Investment Bank and, as of September 2006, Cassa Depositi e Prestiti S.p.A. to be redeemed by the state. Loans denominated in foreign currencies are converted using the end-of-period exchange rate. Following the decisions of Eurostat announced on 23 May 2005, the series loans raised by Infrastrutture S.p.A. to finance the construction of high-speed railway infrastructure, net of the part of the specific-purpose loans not yet disbursed by Cassa Depositi e Prestiti S.p.A. and included in the deposits in the supervisory reports. (ESA95: Sector S1311,

Instrument F4).

#### S308890M - LOCAL GOVERNMENT: LOANS FROM OTHER MONETARY FINANCIAL INSTITUTIONS

Loans disbursed by resident monetary financial institutions, the European Investment Bank and, as of September 2006, Cassa Depositi e Prestiti S.p.A. to be redeemed by local government. Loans denominated in foreign currencies are converted using the end-of-period exchange rate, net of the part of the specific-purpose loans not yet disbursed by Cassa Depositi e Prestiti S.p.A. and included in the deposits in the supervisory reports. (ESA95: Sector S1313, Instrument F4).

#### S319464M - GENERAL GOVERNMENT: GROSS DEBT

The sum of general government financial liabilities, excluding those that are assets of general government entities. The aggregate is calculated according to the methodological criteria established in European Council Regulation no. 479/2009. (ESA95: Sector S13, Instruments F2, F33 and F4).

#### S493639M - SOCIAL SECURITY INSTITUTIONS: GROSS DEBT

The sum of the financial liabilities of social security institutions, excluding those that are assets of general government entities. The aggregate is calculated according to the methodological criteria established in European Council Regulation no. 479/2009. (ESA95: Sector S1314, Instrument F4).

#### S554881M - CENTRAL GOVERNMENT: SECURITIES

Securities issued by central government and not subscribed by general government entities. They are included at nominal value. For securities denominated in foreign currencies, the conversion is made using the end-of-period exchange rate. Account is also taken of swaps. The series also includes securities issued for the settlement of past debts, those issued by former autonomous government agencies to be redeemed by the state and those issued in December 1993 to establish the Treasury payments account at the Bank of Italy pursuant to Law 483/1993 and those issued in November 1994 to consolidate the suspense account referred to in the Ministerial Decree of 15.11.1994 (76.206 trillion lire); the latter securities, initially held in the Bank of Italy's portfolio, were the subject of a bond conversion transaction in December 2002. Following the decisions of Eurostat announced on 23 May 2005, the series includes securities issued by Infrastrutture S.p.A. to finance

the construction of high-speed railway infrastructure. (ESA95: Sector S1311, Instrument F33)

#### S595969M - LOCAL GOVERNMENT: SECURITIES

Securities issued by local government and not subscribed by general government entities. They are included at nominal value. For securities denominated in foreign currencies, the conversion is made using the end-of-period exchange rate. Account is also taken of swaps. (ESA95: Sector S1313, Instrument F33)

#### S630911M - CENTRAL GOVERNMENT: GROSS DEBT

The sum of central government financial liabilities, excluding those that are assets of general government entities. The aggregate is calculated according to the methodological criteria established in European Council Regulation no. 479/2009. (ESA95: Sector S1311, Instruments F2, F33 and F4).

#### S653442M - LOCAL GOVERNMENT: GROSS DEBT

The sum of local government financial liabilities, excluding those that are assets of general government entities. The aggregate is calculated according to the methodological criteria established in European Council Regulation no. 479/2009. (ESA95: Sector S1313, Instruments F33 and F4).

### **TCCE0250 - LOCAL GOVERNMENT DEBT: BY SUBSECTOR AND INSTRUMENT**

#### S222859M - PROVINCES: SECURITIES

Securities issued by provinces and metropolitan areas and not subscribed by general government entities. For securities denominated in foreign currencies, the conversion is made using the end-of-period exchange rate. Account is also taken of swaps.

#### S254411M - PROVINCES: LOANS FROM OTHER MONETARY FINANCIAL INSTITUTIONS AND CDP S.P.A.

Loans disbursed by resident monetary financial institutions, Depositi e Prestiti S.p.A. and the European Investment Bank to be redeemed by provinces and metropolitan areas. Loans denominated in foreign currencies are converted using the end-of-period exchange rate, net of the part of the specific-purpose loans not yet disbursed by Cassa Depositi e Prestiti S.p.A. and included in the deposits in the supervisory reports.

#### S274087M - MUNICIPALITIES: GROSS DEBT

The sum of the financial liabilities of municipalities and unions of municipalities excluding those that are assets of general government entities. The aggregate is calculated according to the methodological criteria established in European Council Regulation no. 479/2009.

#### S291319M - MUNICIPALITIES: SECURITIES

Securities issued by municipalities and unions of municipalities and not subscribed by general government entities. For securities denominated in foreign currencies, the conversion is made using the end-of-period exchange rate. Account is also taken of swaps.

#### S303852M - MUNICIPALITIES: LOANS FROM OTHER MONETARY FINANCIAL INSTITUTIONS AND CDP S.P.A.

Loans disbursed by resident monetary financial institutions, Depositi e Prestiti S.p.A. and the European Investment Bank to be redeemed by municipalities and unions of municipalities. Loans denominated in foreign currencies are converted using the end-of-period exchange rate, net of the part of the specific-purpose loans not yet disbursed by Cassa Depositi e Prestiti S.p.A. and included in the deposits in the supervisory reports.

#### S599075M - REGIONS AND AUTONOMOUS PROVINCES: GROSS DEBT

The sum of the financial liabilities of regions, excluding those that are assets of general government entities. The aggregate is calculated according to the methodological criteria established in European Council Regulation no.479/2009. The series also includes the liabilities in connection with securitizations of receivables from health-sector bodies.

#### S612101M - REGIONS AND AUTONOMOUS PROVINCES: SECURITIES

Securities issued by regions and not subscribed by general government entities. They are included at nominal value. For securities denominated in foreign currencies, the conversion is made using the end-of-period exchange rate. Account is also taken of swaps.

#### S645440M - REGIONS AND AUTONOMOUS: LOANS FROM OTHER MONETARY FINANCIAL INSTITUTIONS AND CDP S.P.A.

Loans disbursed by resident monetary financial institutions, Cassa Depositi e Prestiti S.p.A. and the European Investment Bank to be redeemed by regions. Loans denominated in foreign currencies are converted using

the end-of-period exchange rate, net of the part of the specific-purpose loans not yet disbursed by Cassa Depositi e Prestiti S.p.A. and included in the deposits in the supervisory reports.

#### S653442M - LOCAL GOVERNMENT: GROSS DEBT

The sum of local government financial liabilities, excluding those that are assets of general government entities. The aggregate is calculated according to the methodological criteria established in European Council Regulation no. 479/2009. (ESA95: Sector S1313, Instruments F33 and F4).

#### S737731M - OTHER LOCAL GOVERNMENT: GROSS DEBT

The sum of the financial liabilities of other local government entities, excluding those that are assets of general government entities. The aggregate is calculated according to the methodological criteria established in European Council Regulation no. 479/2009.

#### S893669M - PROVINCES: GROSS DEBT

The sum of the financial liabilities of provinces and metropolitan areas excluding those that are assets of general government entities. The aggregate is calculated according to the methodological criteria established in European Council Regulation no. 479/2009.

### TCCE0275 - LOCAL GOVERNMENT DEBT: BY GEOGRAPHICAL AREA

#### S653442M - LOCAL GOVERNMENT: GROSS DEBT

The sum of local government financial liabilities, excluding those that are assets of general government entities. The aggregate is calculated according to the methodological criteria established in European Council Regulation no. 479/2009. (ESA95: Sector S1313, Instruments F33 and F4).

#### S775460M - LOCAL GOVERNMENT (NORTH-WEST): GROSS DEBT

The sum of the financial liabilities of local government entities located in the North-West, excluding those that are assets of general government entities. The aggregate is calculated according to the methodological criteria established in European Council Regulation no. 479/2009.

#### S785031M - LOCAL GOVERNMENT (NORTH-EAST): GROSS DEBT

The sum of the financial liabilities of local government entities located in the North-East, excluding those that are assets of general government entities. The aggregate is calculated according to the methodological criteria established in European Council Regulation no. 479/2009.

#### S791946M - LOCAL GOVERNMENT (CENTRE): GROSS DEBT

The sum of the financial liabilities of local government entities located in the Centre, excluding those that are assets of general government entities. The aggregate is calculated according to the methodological criteria established in European Council Regulation no. 479/2009.

#### S800808M - LOCAL GOVERNMENT (SOUTH): GROSS DEBT

The sum of the financial liabilities of local government entities located in the South, excluding those that are assets of general government entities. The aggregate is calculated according to the methodological criteria established in European Council Regulation no. 479/2009.

#### S837146M - LOCAL GOVERNMENT (ISLANDS): GROSS DEBT

The sum of the financial liabilities of local government entities located in the Islands, excluding those that are assets of general government entities. The aggregate is calculated according to the methodological criteria established in European Council Regulation no. 479/2009.

### TCCE0300 - GENERAL GOVERNMENT DEBT, DEPOSITS AND OTHER ASSETS

#### S202988M - GENERAL GOVERNMENT: DEPOSITS HELD WITH CENTRAL BANK

Consists mainly of the Treasury payments account (Law 483/1993 and Ministerial Decree of 19.09.2005), the sinking fund for the redemption of government securities (Law 432/1993 as amended by Decree Law 436/1994, reiterated several times and ratified by Law 110/1996) and other time deposits.

#### S271668M - CENTRAL GOVERNMENT: PARTICIPATION IN THE CAPITAL BY EUROPEAN STABILITY MECHANISM (ESM)

Participation in the capital of the European Stability Mechanism (ESM). The ESM's capital amounts to &#8200;700 billion, of which &#8200;80 billion to be paid up by the

participating Member States not later than the end of the first half of 2014; the remaining part consists of callable capital.

#### S319464M - GENERAL GOVERNMENT: GROSS DEBT

The sum of general government financial liabilities, excluding those that are assets of general government entities. The aggregate is calculated according to the methodological criteria established in European Council Regulation no. 479/2009. (ESA95: Sector S13, Instruments F2, F33 and F4).

#### S329544M - GENERAL GOVERNMENT: TREASURY'S LIQUID BALANCES

Consists of the Treasury payments account (Law 483/1993 and Ministerial Decree of 19.09.2005), the sinking fund for the redemption of government securities (Law 432/1993 as amended by Decree Law 436/1994, reiterated several times and ratified by Law 110/1996), other time deposits, operations on behalf of the Treasury (OPTES) involving the investment of Treasury funds with the banking system (Decree of the Ministry for the Economy and Finance 25391, 25 October 2011) and, until November 1994, the Treasury's current account with the Bank of Italy and a suspense account (Law 483/1993).

#### S371683M - TREASURY PAYMENTS ACCOUNT

The Treasury payments account (Law 483/1993).

#### S399281M - SINKING FUND FOR THE REDEMPTION OF GOVERNMENT SECURITIES

The sinking fund for the redemption of government securities (Law 432/1993 as amended by Decree Law 436/1994, reiterated several times and ratified by Law 110/1996).

#### S411680M - GENERAL GOVERNMENT: OTHER DEPOSITS HELD WITH CENTRAL BANK

Other time deposits. Consists mainly of the Treasury's current account, instituted under the convention between the Bank of Italy and the counterparties admitted to the operations on behalf of the Treasury (OPTES) (Decree of the Ministry for the Economy and Finance 25391, 25 October 2011).

#### S418613M - GENERAL GOVERNMENT - INVESTMENTS OF LIQUID ASSETS

The amounts generated by OPTES operations involving Treasury liquidity investments with the banking system under the new system for managing the Treasury's liquidity on deposit with the Bank of Italy. These operations are

carried out by way of auctions or bilateral negotiation. (Ministry Decree 25391 of 25 October 2011).

#### S452657M - CENTRAL GOVERNMENT: LIABILITIES CONNECTED WITH LOANS TO EMU MEMBER STATES (BILATERAL OR THROUGH THE FINANCIAL STABILITY FACILITY (EFSF))

Liabilities connected with loans granted to countries belonging to the Economic and Monetary Union both bilaterally and via the European Financial Stability Facility. (ESA95: Sector S2, Instrument F4)

#### S687961M - GENERAL GOVERNMENT: DEBT NET OF TREASURY'S LIQUID BALANCES

The sum of the financial liabilities of general government, excluding those that are assets of general government entities, net of deposits held with the Bank of Italy and OPTES operations involving the Treasury liquidity investments with the banking system. The aggregate is calculated according to the methodological criteria established in European Council Regulation no. 479/2009.

#### S752783M - GENERAL GOVERNMENT: DEPOSITS HELD WITH OTHER RESIDENT MONETARY FINANCIAL INSTITUTIONS NET OF INVESTMENTS OF LIQUIDITY

The sum of general government deposits held with resident monetary financial institutions. Does not include OPTES operations involving Treasury liquidity investments with resident banks and part of the specific-purpose loans not yet disbursed by Cassa Depositi e Prestiti S.p.A. and included in the deposits in the supervisory reports.

### TCCE0325 - GENERAL GOVERNMENT DEBT: BY RESIDUAL MATURITY

#### S319464M - GENERAL GOVERNMENT: GROSS DEBT

The sum of general government financial liabilities, excluding those that are assets of general government entities. The aggregate is calculated according to the methodological criteria established in European Council Regulation no. 479/2009. (ESA95: Sector S13, Instruments F2, F33 and F4).

#### S381602M - GENERAL GOVERNMENT: GROSS DEBT WITH RESIDUAL MATURITY OVER 1 AND UP TO 5 YEARS

The sum of general government financial liabilities with residual maturity of between 1 and 5 years, excluding those that are assets of general government entities. Until November 2008 the residual maturity of the loans is estimated on the basis of that of the securities; until August

2010 the residual maturity of the loans disbursed by Cassa Depositi e Prestiti is estimated on the basis of that of the loans of MFIs. The aggregate is calculated according to the methodological criteria established in European Council Regulation no. 479/2009. (ESA95: Sector S13, Instruments F2, F33 and F4)

**S388595M - GENERAL GOVERNMENT: VARIABLE INTEREST RATE INSTRUMENTS WITH RESIDUAL MATURITY OVER 1 AND UP TO 5 YEARS**

The sum of general government variable rate financial liabilities with residual maturity of between 1 and 5 years, excluding those that are assets of general government entities. Until November 2008 the residual maturity of the loans is estimated on the basis of that of the securities; until August 2010 the residual maturity of the loans disbursed by Cassa Depositi e Prestiti is estimated on the basis of that of the loans of MFIs. The aggregate is calculated according to the methodological criteria established in European Council Regulation no. 479/2009. (ESA95: Sector S13, Instruments F2, F33 and F4)

**S401566M - GENERAL GOVERNMENT: GROSS DEBT WITH RESIDUAL MATURITY OVER 5 YEARS**

The sum of general government financial liabilities with residual maturity of more than 5 years, excluding those that are assets of general government entities. Until November 2008 the residual maturity of the loans is estimated on the basis of that of the securities; until August 2010 the residual maturity of the loans disbursed by Cassa Depositi e Prestiti is estimated on the basis of that of the loans of MFIs. The aggregate is calculated according to the methodological criteria established in European Council Regulation no. 479/2009. (ESA95: Sector S13, Instruments F2, F33 and F4)

**S416526M - GENERAL GOVERNMENT: VARIABLE INTEREST RATE INSTRUMENTS WITH RESIDUAL MATURITY OVER 5 YEARS**

The sum of general government variable rate financial liabilities with residual maturity of more than 5 years, excluding those that are assets of general government entities. Until November 2008 the residual maturity of the loans is estimated on the basis of that of the securities; until August 2010 the residual maturity of the loans disbursed by Cassa Depositi e Prestiti is estimated on the basis of that of the loans of MFIs. The aggregate is calculated according to the methodological criteria established in European Council Regulation no. 479/2009. (ESA95: Sector S13, Instruments F2, F33 and F4)

**S426962M - GENERAL GOVERNMENT: AVERAGE RESIDUAL MATURITY OF GROSS DEBT**

The average residual maturity in years of general government financial liabilities, excluding those that are assets of general government entities. Until November 2008 the residual maturity of the loans is estimated on the basis of that of the securities; until August 2010 the residual maturity of the loans disbursed by Cassa Depositi e Prestiti is estimated on the basis of that of the loans of MFIs. The aggregate is calculated according to the methodological criteria established in European Council Regulation no. 479/2009. (ESA95: Sector S13, Instruments F2, F33 and F4)

**S897714M - GENERAL GOVERNMENT: GROSS DEBT WITH RESIDUAL MATURITY UP TO 1 YEAR**

The sum of general government financial liabilities with residual maturity of one year or less, excluding those that are assets of general government entities. Until November 2008 the residual maturity of the loans is estimated on the basis of that of the securities; until August 2010 the residual maturity of the loans disbursed by Cassa Depositi e Prestiti is estimated on the basis of that of the loans of MFIs. The aggregate is calculated according to the methodological criteria established in European Council Regulation no. 479/2009. (ESA95: Sector S13, Instruments F2, F33 and F4)

**TCCE0350 - GROSS GENERAL GOVERNMENT DEBT POSITION: BY INSTRUMENT AND MATURITY CURRENCY, RESIDENCE**

**S016663M - GENERAL GOVERNMENT: GROSS DEBT DENOMINATED IN FOREIGN CURRENCY**

The sum of general government financial liabilities denominated in foreign currency, excluding those that are assets of entities belonging to the same sector. The aggregate is calculated in accordance with the methods laid down in Council Regulation (EC) No. 479/2009. (ESA 95: Sector S13, Instruments F2, F33 and F4).

**S050580M - GENERAL GOVERNMENT: GROSS DEBT WITH INITIAL MATURITY OVER ONE YEAR**

The sum of general government financial liabilities with initial maturity of more than one year, excluding those that are assets of general government entities. The aggregate is calculated according to the methodological criteria established in European Council Regulation no. 479/2009. (ESA95: Sector S13, Instruments F2, F33 and F4)

**S250685M - GENERAL GOVERNMENT: SHORT-TERM GROSS DEBT**

The sum of general government financial liabilities with an original maturity of one year or less, excluding those that are assets of entities belonging to the same sector. The aggregate is calculated in accordance with the methods laid down in Council Regulation (EC) No. 479/2009. (ESA 95: Sector S13, Instruments F2, F331 and F4).

**S255130M - GENERAL GOVERNMENT: SHORT-TERM CURRENCY AND DEPOSITS**

Coins in circulation, deposits with the Treasury of non-general-government bodies and post office funds except for fixed-term post office savings certificates and post office savings-book time deposits. As of December 2003, following the exit of Cassa Depositi e Prestiti from the general government sector, post office funds include only the portion pertaining to the Ministry for the Economy and Finance. It includes ordinary post office savings certificates and post office current accounts. Following Eurostat's decision of 23 May 2005, the series includes the deposits made in advance by tax collection agents (Decree Law 341/2003, converted into Law 31/2004 and Decree Law 282/2004, converted into Law 307/2004) (ESA95: Sector S13, Instrument F2).

**S260419M - GENERAL GOVERNMENT: SHORT-TERM LOANS**

Loans granted to general government with an original maturity of one year or less, excluding those that are assets of entities belonging to the same sector (ESA 95: Sector S13, Instrument F4).

**S267138M - GENERAL GOVERNMENT: MEDIUM AND LONG-TERM GROSS DEBT WITH PAYMENT DUE IN ONE YEAR OR LESS**

The sum of general government financial liabilities with an original maturity of more than one year and a residual maturity of one year or less, excluding those that are assets of entities belonging to the same sector. The aggregate is calculated in accordance with the methods laid down in Council Regulation (EC) No. 479/2009. (ESA 95: Sector S13, Instruments F2, F33 and F4).

**S271256M - GENERAL GOVERNMENT: MEDIUM AND LONG-TERM CURRENCY AND DEPOSITS WITH PAYMENT DUE IN ONE YEAR OR LESS**

The portion pertaining to the Ministry for the Economy and Finance of post office savings-book time deposits and

fixed-term post office savings certificates with a residual maturity of one year or less (ESA 95: Sector S13, Instrument F2).

**S275638M - GENERAL GOVERNMENT: MEDIUM AND LONG-TERM DEBT SECURITIES WITH PAYMENT DUE IN ONE YEAR OR LESS**

Securities with an original maturity of more than one year and a residual maturity of one year or less issued by general government, excluding those taken up by entities belonging to the same sector. The securities are valued at par. For securities denominated in currencies other than the euro, the translation is made using the end-of-period exchange rate. Swaps are taken into consideration. (ESA 95: Sector S13, Instrument F332).

**S278851M - GENERAL GOVERNMENT: MEDIUM AND LONG-TERM LOANS WITH PAYMENT DUE IN ONE YEAR OR LESS**

Loans granted to general government with an original maturity of more than one year and a residual maturity of one year or less, excluding those that are assets of entities belonging to the same sector (ESA 95: Sector S13, Instrument F4).

**S281247M - GENERAL GOVERNMENT: MEDIUM AND LONG-TERM GROSS DEBT WITH PAYMENT DUE IN MORE THAN ONE YEAR**

The sum of general government financial liabilities with a residual maturity of more than one year, excluding those that are assets of entities belonging to the same sector. The aggregate is calculated in accordance with the methods laid down in Council Regulation (EC) No. 479/2009. (ESA 95: Sector S13, Instruments F2, F33 and F4).

**S285897M - GENERAL GOVERNMENT: MEDIUM AND LONG-TERM CURRENCY AND DEPOSITS WITH PAYMENT DUE IN MORE THAN ONE YEAR**

The portion pertaining to the Ministry for the Economy and Finance of post office savings-book time deposits and fixed-term post office savings certificates with a residual maturity of more than one year (ESA95: Sector S13, Instrument F2).

**S288235M - GENERAL GOVERNMENT: MEDIUM AND LONG-TERM DEBT SECURITIES WITH PAYMENT DUE IN MORE THAN ONE YEAR**

Securities with a residual maturity of more than one year issued by general government, excluding those taken up by entities belonging to the same sector. The securities are



valued at par. For securities denominated in currencies other than the euro, the translation is made using the end-of-period exchange rate. (ESA 95: Sector S13, Instrument F332).

#### S294377M - GENERAL GOVERNMENT: MEDIUM AND LONG-TERM LOANS WITH PAYMENT DUE IN MORE THAN ONE YEAR

Loans granted to general government with a residual maturity of more than one year, excluding those that are assets of entities belonging to the same sector (ESA 95: Sector S13, Instrument F4).

#### S299588M - GENERAL GOVERNMENT: DEBT SECURITIES

Debt securities issued by general government and not taken up by entities belonging to the same sector. The securities are valued at par. For securities denominated in currencies other than the euro, the translation is made using the end-of-period exchange rate. Swaps are taken into consideration. The series includes securities issued in repayment of past debts, those issued by the former autonomous agencies, which are repaid from the budget, those issued in 1993 to set up the Treasury's current account with the central bank in accordance with Law 483/1993, and those issued in November 1994 in connection with the conversion of the temporary Treasury account pursuant to Ministerial Decree of 15/11/1994 (76,206 billion lire). The latter, which were initially held in the Bank of Italy's portfolio, were the subject of a bond conversion transaction in December 2002. Following Eurostat's decision of 23 May 2005, the series includes the securities issued by Infrastrutture S.p.A. to finance high-speed railway investments. (ESA 95: Sector S13, Instrument F33).

#### S303223M - GENERAL GOVERNMENT: LOANS

Loans granted to general government, excluding those that are assets of entities belonging to the same sector. For the components, see Table TCCE0175. (ESA 95: Sector S13, Instrument F4).

#### S307307M - GENERAL GOVERNMENT: GROSS DEBT DENOMINATED IN EUROS

The sum of general government financial liabilities denominated in euros, excluding those that are assets of entities belonging to the same sector. The aggregate is calculated in accordance with the methods laid down in Council Regulation (EC) No. 479/2009. (ESA 95: Sector S13, Instruments F2, F33 and F4).

#### S315045M - GENERAL GOVERNMENT: GROSS DEBT HELD BY RESIDENTS

The portion of general government financial liabilities held by residents. For the components, see Table TCCE0200. (ESA 95: Sector S13, Holding sectors S11, S12, S14 and S15, Instruments F2, F33 and F4).

#### S319464M - GENERAL GOVERNMENT: GROSS DEBT

The sum of general government financial liabilities, excluding those that are assets of general government entities. The aggregate is calculated according to the methodological criteria established in European Council Regulation no. 479/2009. (ESA95: Sector S13, Instruments F2, F33 and F4).

#### S569014M - GENERAL GOVERNMENT: GROSS DEBT HELD BY NON-RESIDENTS

The share of general government financial liabilities held by non-residents. The aggregate is partly estimated on the basis of information contained in reports for the calculation of the Balance of payment; it includes liabilities connected with loans granted to countries belonging to EMU via the European Financial Stability Facility. The aggregate is calculated according to the methodological criteria established in European Council Regulation no. 479/2009. As of December 2008, the data are collected on a share-by-share basis, at nominal value and include shares subscribed by the Eurosystem, apart from the Bank of Italy, under the Securities Markets Programme. (ESA95: Sector S2, Instruments F33 and F4).

#### S571730M - GENERAL GOVERNMENT: SHORT-TERM SECURITIES

Securities with an initial maturity equal to or less than one year issued by general government and not subscribed by general government entities. The securities are included at nominal value. For securities denominated in foreign currencies, the conversion is made using the end-of-period exchange rate. Account is also taken of swaps. (ESA95: Sector S13, Instrument F331)

#### S944476M - GENERAL GOVERNMENT: CURRENCY AND DEPOSITS

Post Office funds, coins in circulation and deposits held with the Treasury by entities outside general government. As of December 2003, following the exclusion of Cassa Depositi e Prestiti from general government, Post Office funds include only the part pertaining to Ministry for the Economy and Finance. This comprises ordinary and fixed-

term post office savings certificates, and Post Office current accounts. Following the decisions of Eurostat announced on 23 May 2005, the series includes the prepayments of taxes by tax collection agencies (Decree Law 341/2003 ratified by Law 31/2004 and Decree Law 282/2004 ratified by Law 307/2004). (ESA95: Sector S13, Instrument F2)

**TCCE0375 - GROSS CENTRAL GOVERNMENT  
DEBT POSITION: BY INSTRUMENT  
AND MATURITY, CURRENCY,  
RESIDENCE**

S079329M - CENTRAL GOVERNMENT:  
UNCONSOLIDATED GROSS DEBT

The sum of central government financial liabilities (excluding those held by that subsector), including those that are assets of entities belonging to the other subsectors of general government. The aggregate is calculated according to the methodological criteria established in European Council Regulation no. 479/2009. (ESA95: Sector S1311, Instruments F2, F33 and F4)

S335556M - CENTRAL GOVERNMENT: SHORT-TERM  
GROSS DEBT

The sum of general government financial liabilities with an original maturity of one year or less, excluding those that are assets of entities belonging to the same sector but including those that are assets of entities belonging to other sectors of central government. The aggregate is calculated in accordance with the methods laid down in Council Regulation (EC) No. 479/2009. (ESA 95: Sector S1311, Instruments F2, F331 and F4).

S342477M - CENTRAL GOVERNMENT: SHORT-TERM  
CURRENCY AND DEPOSITS

The aggregate coincides with that specified for general government (see Table TCCE0350). (ESA 95: Sector S1311, Instrument F2).

S347911M - CENTRAL GOVERNMENT: SHORT-TERM  
SECURITIES (CONSOLIDATED WITHIN CENTRAL  
GOVERNMENT)

Securities with an original maturity of one year or less, issued by central government, excluding those taken up by entities belonging to the same sector. The securities are valued at par. For securities denominated in currencies other than the euro, the translation is made using the end-of-period exchange rate. Swaps are taken into consideration. (ESA 95: Sector S1311, Instrument F331).

S353217M - CENTRAL GOVERNMENT: SHORT-TERM  
LOANS (CONSOLIDATED WITHIN CENTRAL  
GOVERNMENT)

Loans granted to central government with an original maturity of one year or less. The series includes liabilities to the Bank of Italy and, from 1997 onwards, assignments without recourse to non-bank financial intermediaries in accordance with the Eurostat decision of 31 July 2012 (ESA 95: Sector S1311, Instrument F4).

S360152M - CENTRAL GOVERNMENT: MEDIUM AND  
LONG-TERM GROSS DEBT

The sum of central government financial liabilities with an original maturity of more than one year, excluding those that are assets of entities belonging to the same sector but including those that are assets of entities belonging to other sectors of general government. The aggregate is calculated in accordance with the methods laid down in Council Regulation (EC) No. 479/2009. (ESA 95: Sector S1311, Instruments F2, F332 and F4).

S369718M - CENTRAL GOVERNMENT: LONG-TERM  
GROSS DEBT WITH PAYMENT DUE IN ONE YEAR OR LESS

The sum of central government financial liabilities with an original maturity of more than one year and a residual maturity of one year or less, excluding those that are assets of entities belonging to the same sector but including those that are assets of entities belonging to other sectors of general government. The aggregate is calculated in accordance with the methods laid down in Council Regulation (EC) No. 479/2009. (ESA 95: Sector S1311, Instruments F2, F332 and F4).

S586452M - CENTRAL GOVERNMENT: MEDIUM AND  
LONG-TERM CURRENCY AND DEPOSITS WITH PAYMENT  
DUE IN ONE YEAR OR LESS

The aggregate coincides with that specified for general government (see Table TCCE0350). (ESA 95: Sector S1311, Instrument F2).

S590925M - CENTRAL GOVERNMENT: MEDIUM AND  
LONG-TERM DEBT SECURITIES WITH PAYMENT DUE IN  
ONE YEAR OR LESS

The sum of central government financial liabilities with an original maturity of more than one year and a residual maturity of one year or less, excluding those taken up by entities belonging to the same sector but including those that are assets of entities belonging to other sectors of general government. The aggregate is calculated in accordance with the methods laid down in Council Regulation (EC) No. 479/

2009. (ESA 95: Sector S1311, Instruments F2, F332 and F4).

S594041M - CENTRAL GOVERNMENT: MEDIUM AND LONG-TERM LOANS WITH PAYMENT DUE IN ONE YEAR OR LESS

Loans granted to central government with an original maturity of more than one year and a residual maturity of one year or less (ESA 95: Sector S1311, Instrument F4).

S596223M - CENTRAL GOVERNMENT: MEDIUM AND LONG-TERM GROSS DEBT WITH PAYMENT DUE IN MORE THAN ONE YEAR

The sum of central government financial liabilities with a residual maturity of more than one year, excluding those that are assets of entities belonging to the same sector but including those that are assets of entities belonging to other sectors of general government. The aggregate is calculated in accordance with the methods laid down in Council Regulation (EC) No. 479/2009. (ESA 95: Sector S1311, Instruments F2, F332 and F4).

S598731M - CENTRAL GOVERNMENT: MEDIUM AND LONG-TERM CURRENCY AND DEPOSITS WITH PAYMENT DUE IN MORE THAN ONE YEAR

The portion pertaining to the Ministry for the Economy and Finance of post office savings-book time deposits and fixed-term post office savings certificates with a residual maturity of more than one year (ESA 95: Sector S1311, Instrument F2).

S602742M - CENTRAL GOVERNMENT: MEDIUM AND LONG-TERM DEBT SECURITIES WITH PAYMENT DUE IN MORE THAN ONE YEAR

Securities with a residual maturity of more than one year issued by central government, excluding those taken up by entities belonging to the same sector. The securities are valued at par. For securities denominated in currencies other than the euro, the translation is made using the end-of-period exchange rate. Swaps are taken into consideration. (ESA 95: Sector S1311, Instrument F332).

S605777M - CENTRAL GOVERNMENT: MEDIUM AND LONG-TERM LOANS WITH PAYMENT DUE IN MORE THAN ONE YEAR

Loans granted to central government with a residual maturity of more than one year. For loans denominated in currencies other than the euro, the translation is made using the end-of-period exchange rate. (ESA 95: Sector S1311, Instrument F4).

S608441M - CENTRAL GOVERNMENT: CURRENCY AND DEPOSITS (CONSOLIDATED WITHIN CENTRAL GOVERNMENT)

The aggregate coincides with that specified for general government (see Table TCCE0175). (ESA 95: Sector S1311, Instrument F2).

S611835M - CENTRAL GOVERNMENT: DEBT SECURITIES (CONSOLIDATED WITHIN CENTRAL GOVERNMENT)

Debt securities issued by central government and not taken up by entities belonging to the same sector. The securities are valued at par. For securities denominated in currencies other than the euro, the translation is made using the end-of-period exchange rate. Swaps are taken into consideration. The series includes securities issued in repayment of past debts, those issued by the former autonomous agencies, which are repaid from the budget, those issued in 1993 to set up the Treasury's current account with the central bank in accordance with Law 483/1993, and those issued in November 1994 in connection with the conversion of the temporary Treasury account pursuant to Ministerial Decree of 15/11/1994 (76,206 billion lire). The latter, which were initially held in the Bank of Italy's portfolio, were the subject of a bond conversion transaction in December 2002. Following Eurostat's decision of 23 May 2005, the series includes the securities issued by Infrastrutture S.p.A. to finance high-speed railway investments. (ESA 95: Sector S1311, Instrument F33).

S626630M - CENTRAL GOVERNMENT: LOANS (CONSOLIDATED WITHIN CENTRAL GOVERNMENT)

Loans granted to central government, excluding those that are assets of entities belonging to the same sector. For loans denominated in currencies other than the euro, the translation is made using the end-of-period exchange rate. The series includes loans granted by banks and monetary funds (see Table TCCE0225) and other residents, liabilities to the Bank of Italy, the proceeds of securitization transactions for the part considered as loans according to the Eurostat criteria, the liabilities in connection with loans to EMU countries via the European Financial Stability Facility and, from 1997 onwards, assignments without recourse to non-bank financial intermediaries in accordance with the Eurostat decision of 31 July 2012. As of December 2003, following the exit of Cassa Depositi e Prestiti from the general government sector, the series included, until August 2006, the loans granted by Cassa Depositi e Prestiti S.p.A. to central government net of the part of the specific-purpose

loans not yet disbursed and included in the deposits in the supervisory reports. Following Eurostat's decision of 23 May 2005, the series includes the securities issued by Infrastrutture S.p.A. to finance high-speed railway investments. (ESA 95: Sector S1311, Instrument F4).

**S654026M - CENTRAL GOVERNMENT: GROSS DEBT DENOMINATED IN EUROS**

The sum of central government financial liabilities denominated in euros, excluding those that are assets of entities belonging to the same sector but including those that are assets of entities belonging to other sectors of general government. The aggregate is calculated in accordance with the methods laid down in Council Regulation (EC) No. 479/2009. (ESA 95: Sector S1311, Instruments F2, F33 and F4).

**S664038M - CENTRAL GOVERNMENT: TOTAL UNCONSOLIDATED DEBT IN FOREIGN CURRENCIES**

The sum of central government financial liabilities denominated in foreign currency, excluding those that are

assets of entities belonging to the same sector but including those that are assets of entities belonging to other sectors of general government. The aggregate is calculated in accordance with the methods laid down in Council Regulation (EC) No. 479/2009. (ESA 95: Sector S1311, Instruments F2, F33 and F4).

**S670895M - CENTRAL GOVERNMENT: GROSS DEBT HELD BY RESIDENTS**

The portion of central government financial liabilities held by residents. (ESA 95: Sector S1311, Holding sectors S11, S12, S1312, S1313, S1314, S14 and S15, Instruments F2, F33 and F4).

**S677552M - CENTRAL GOVERNMENT: GROSS DEBT HELD BY NON-RESIDENTS**

The portion of central government financial liabilities held by non-residents. (ESA 95: Sector S1311, Holding sector S2, Instruments F33 and F4).

## GENERAL INFORMATION

- I - Unless indicated otherwise, figures have been computed by the Bank of Italy.
- II - Symbols and Conventions:
- the phenomenon in question does not occur;
  - .... the phenomenon occurs but its value is not known;
  - .. the value is known but is nil or less than half the final digit shown.
- Figures in parentheses in roman type () are provisional. those in parentheses in italics () are estimated.
- III - The tables are identified both by a number and by an alphanumeric code that defines the content of the table in the database in the electronic archive in which information to be released to the public is held. A similar code identifies the different aggregates shown in each table.
- IV - The methodological notes in the last part of the Supplement are identified by electronic codes that refer to the tables and, within each table, to the individual aggregates. Notes that refer to a single observation are also identified by the date of that observation.

## SUPPLEMENTS TO THE STATISTICAL BULLETIN

**Money and Banking** (monthly)

**The Financial Market** (monthly)

**The Public Finances, borrowing requirement and debt** (monthly)

**Balance of Payments and International Investment Position** (monthly)

**Financial Accounts** (quarterly)

**Payment System** (half yearly)

**Public Finance Statistics in the European Union** (half yearly)

**Local Government Debt** (half yearly)

**Household Wealth in Italy** (annual)

**Sample Surveys** (irregular)

**Methodological Notes** (irregular)

*All the supplements are available on the Bank of Italy's site ([www.bancaditalia.it](http://www.bancaditalia.it)).*

*Requests for clarifications concerning data contained in this publication can be sent by e-mail to [statistiche@bancaditalia.it](mailto:statistiche@bancaditalia.it)*

