



BANCA D'ITALIA
EUROSISTEMA

Supplements to the Statistical Bulletin

Monetary and Financial Indicators

The Public Finances,
borrowing requirement and debt

New series

Volume XXII - 15 October 2012

Number

52

Notice to readers

This Supplement to the Statistical Bulletin contains the data on the general government borrowing requirement and debt revised for the Notification sent to the European Commission under the excessive deficit procedure on 1 October 2012. In addition to the normal updating of the sources, the revisions take account of the adjustment of the methods for compiling the statistics on the public debt to comply with Eurostat's decision of 31 July 2012 that provided for the trade liabilities of general government assigned to financial intermediaries without recourse to be included among loans. The adjustment to the new rules has led to the inclusion in the public debt only of the trade liabilities assigned to non-bank financial intermediaries; the trade liabilities assigned to banks were already considered previously since banks classified them as loans.

Furthermore, the availability of new sources has led to a revision (starting from December 2008) of the S569014M series covering Italian general government debt held by non-residents (Table 5). The new methodology, replacing the previous estimation process, benefits from detailed information on the basis of which the liabilities are observed directly at nominal value. The data for the other holding sectors have also been revised (starting from the same date) to take account of the new information.

The check on the statistical sources has also led to some small revisions to the series for the borrowing requirement and the reconciliation items between this and the change in the public debt (for an analysis of the reconciliation of the public finance indicators, see the section on "The disparity between the borrowing requirement and net borrowing" in Chapter 13 of the Abridged Annual Report for 2011).

Table A below shows the impact of the revisions made to the public debt and borrowing requirement with respect to the data released in the Supplement to the Statistical Bulletin of 13 September (No. 47/2012); Table B shows the impact of the changes made to the data on the analysis of the public debt by holding sector..

Impact of the revisions on the general government debt and borrowing requirement statistics **Table A**

<i>Millions of euros</i>	2005	2006	2007	2008	2009	2010	2011
Debt before the revisions	1,514,409	1,584,094	1,602,105	1,665,705	1,762,723	1,842,136	1,897,875
Total amount of the revisions⁽¹⁾	4,147	3,687	3,022	5,288	6,503	9,081	8,862
<i>Eurostat decisions</i>	4,147	3,687	3,022	5,283	6,328	7,844	8,545
<i>Updating and verification of the sources</i>	0	0	-1	4	175	1,237	317
Debt after the revisions	1,518,556	1,587,781	1,605,126	1,670,993	1,769,226	1,851,217	1,906,737
Borrowing requirement before the revisions	71,634	60,319	26,809	48,257	85,893	67,217	63,238
Total amount of the revisions⁽¹⁾	3,555	-1,582	-614	2,268	992	2,626	-219
<i>Eurostat decisions</i>	4,147	-460	-665	2,261	1,045	1,516	701
<i>Updating and verification of the sources</i>	-592	-1,122	52	7	-52	1,110	-920
Borrowing requirement after the revisions	75,189	58,737	26,196	50,525	86,885	69,844	63,019
As a percentage of GDP	2005	2006	2007	2008	2009	2010	2011
Debt before the revisions	105.4	106.1	103.1	105.7	116.0	118.6	120.1
Total amount of the revisions	0.3	0.2	0.2	0.3	0.4	0.6	0.6
<i>Eurostat decisions</i>	0.3	0.2	0.2	0.3	0.4	0.5	0.5
<i>Updating and verification of the sources</i>	0.0	0.0	0.0	0.0	0.0	0.1	0.0
Debt after the revisions	105.7	106.3	103.3	106.1	116.4	119.2	120.7
Borrowing requirement before the revisions	5.0	4.0	1.7	3.1	5.7	4.3	4.0
Total amount of the revisions	0.2	-0.1	0.0	0.1	0.1	0.2	0.0
<i>Eurostat decisions</i>	0.3	0.0	0.0	0.1	0.1	0.1	0.0
<i>Updating and verification of the sources</i>	0.0	-0.1	0.0	0.0	0.0	0.1	-0.1
Borrowing requirement after the revisions	5.2	3.9	1.7	3.2	5.7	4.5	4.0

(1) The impact of the revisions on the borrowing requirement does not coincide exactly with their impact on the change in the public debt since some of the alterations deriving from the verification of the sources resulted in a change in the borrowing requirement and the reconciliation items, while leaving the stock of the related liabilities unchanged. For an analysis of the public finance reconciliation items, see the section on "The disparity between the borrowing requirement and net borrowing" in Chapter 13 of the Abridged Annual Report for 2011.

**Impact on the composition of the public debt of the revision of the method
of estimating the component held by non-residents**

Table B

<i>Millions of euros</i>	2008	2009	2010	2011	May - 2012
General government debt	1,670,993	1,769,226	1,851,217	1,906,737	1,974,718
Values before the revisions:					
Analysis by holders					
Bank of Italy	58,429	61,028	65,909	89,445	92,948
Other resident MFIs	396,150	445,197	503,028	515,575	607,687
Other resident financial institutions	189,851	244,775	296,790	300,020	323,438
Other residents	339,930	267,263	168,008	262,187	260,205
Non residents	686,633	750,965	817,484	739,511	690,440
Analysis by holders (shares)					
Bank of Italy	3.5	3.4	3.6	4.7	4.7
Other resident MFIs	23.7	25.2	27.2	27.0	30.8
Other resident financial institutions	11.4	13.8	16.0	15.7	16.4
Other residents	20.3	15.1	9.1	13.8	13.2
Non residents	41.1	42.4	44.2	38.8	35.0
Revisions of the composition of the debt by holders					
Bank of Italy	0	0	0	0	0
Other resident MFIs	4,954	-442	-527	-950	-798
Other resident financial institutions	3,989	3,145	4,022	2,786	2,040
Other residents	3,590	10,848	11,990	7,620	-4,277
Non residents	-12,533	-13,553	-15,487	-9,455	3,035
General government debt	1.670.993	1.769.226	1.851.217	1.906.737	1.974.718
Values after the revisions:					
Analysis by holders					
Bank of Italy	58,429	61,028	65,909	89,445	92,948
Other resident MFIs	401,104	444,755	502,501	514,625	606,889
Other resident financial institutions	193,840	247,920	300,812	302,806	325,478
Other residents	343,520	278,111	179,998	269,807	255,928
Non residents	674,100	737,412	801,997	730,056	693,475
Analysis by holders (shares)					
Bank of Italy	3.5	3.4	3.6	4.7	4.7
Other resident MFIs	24.0	25.1	27.1	27.0	30.7
Other resident financial institutions	11.6	14.0	16.2	15.9	16.5
Other residents	20.6	15.7	9.7	14.2	13.0
Non residents	40.3	41.7	43.3	38.3	35.1

Lastly, to improve the presentation of the information on the deposits held by general government with the Bank of Italy and the financial sector reported in Table 10 (TCCE0300), changes have been made to the name and content of the column showing the deposits with resident MFIs (series S752783M), which now no longer includes the investments of Treasury liquidity with resident intermediaries. The total investments of Treasury liquidity with financial intermediaries is shown in the column reporting the investments of liquidity (series S418613M).

The methodological notes have been updated to take account of the changes that have been made.

Contents

Figure 1	General government debt
Figure 2	General government borrowing requirement net of privatization receipts
Figure 3	General government and central government borrowing requirement net of privatization receipts
Table 1	- (TCCE0100) - Formation of the general government borrowing requirement
Table 2	- (TCCE0125) - Financing of the general government borrowing requirement: by instrument
Table 3	- (TCCE0155) - Financing of the general government borrowing requirement: by subsector
Table 4	- (TCCE0175) - General government debt: by instrument
Table 5	- (TCCE0200) - General government debt: by holding sector
Table 6	- (TCCE0225) - General government debt: by subsector
Table 7	- (TCCE0250) - Local government debt: by subsector and instrument
Table 8	- (TCCE0275) - Local government debt: by geographical area
Table 9	- (TCCE0325) - General government debt: by residual maturity
Table 10	- (TCCE0300) - General government debt and deposits
Methodological appendix	
General information	

The Public Finances, borrowing requirement and debt

Figure 1

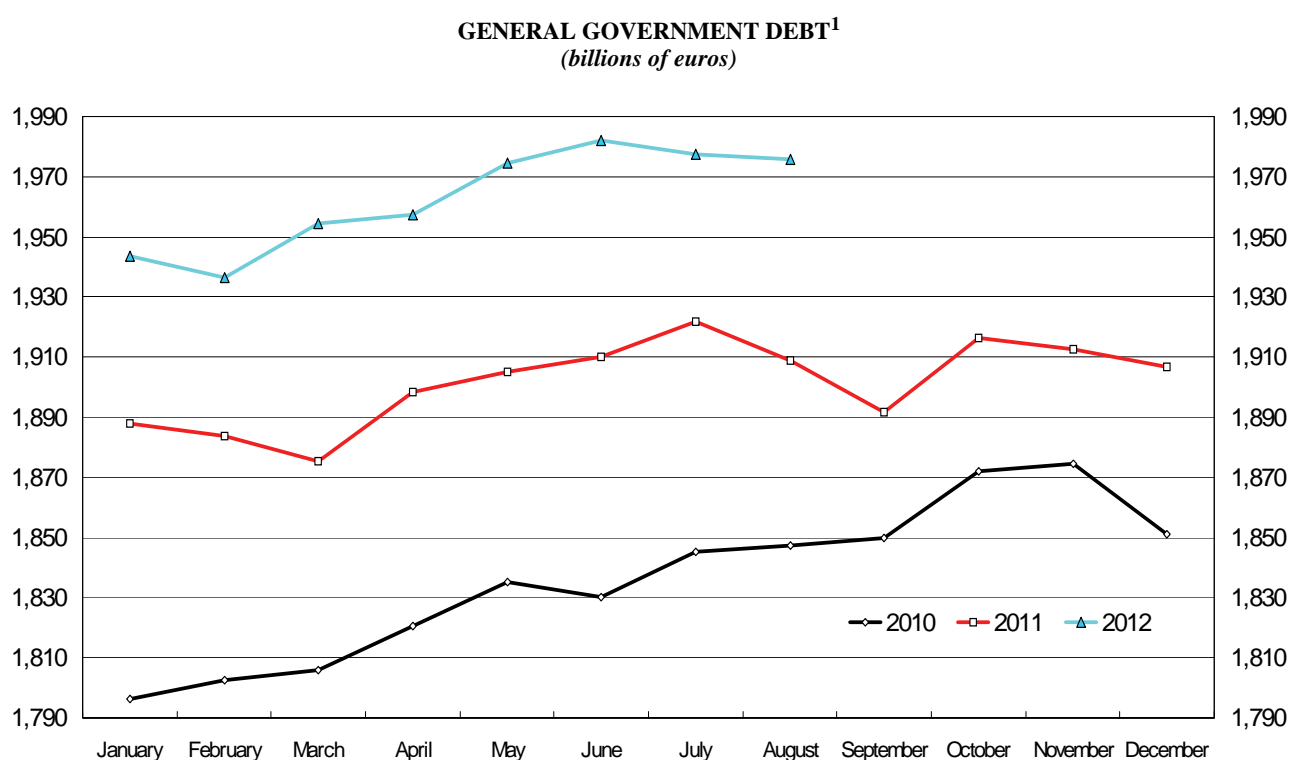


Figure 2

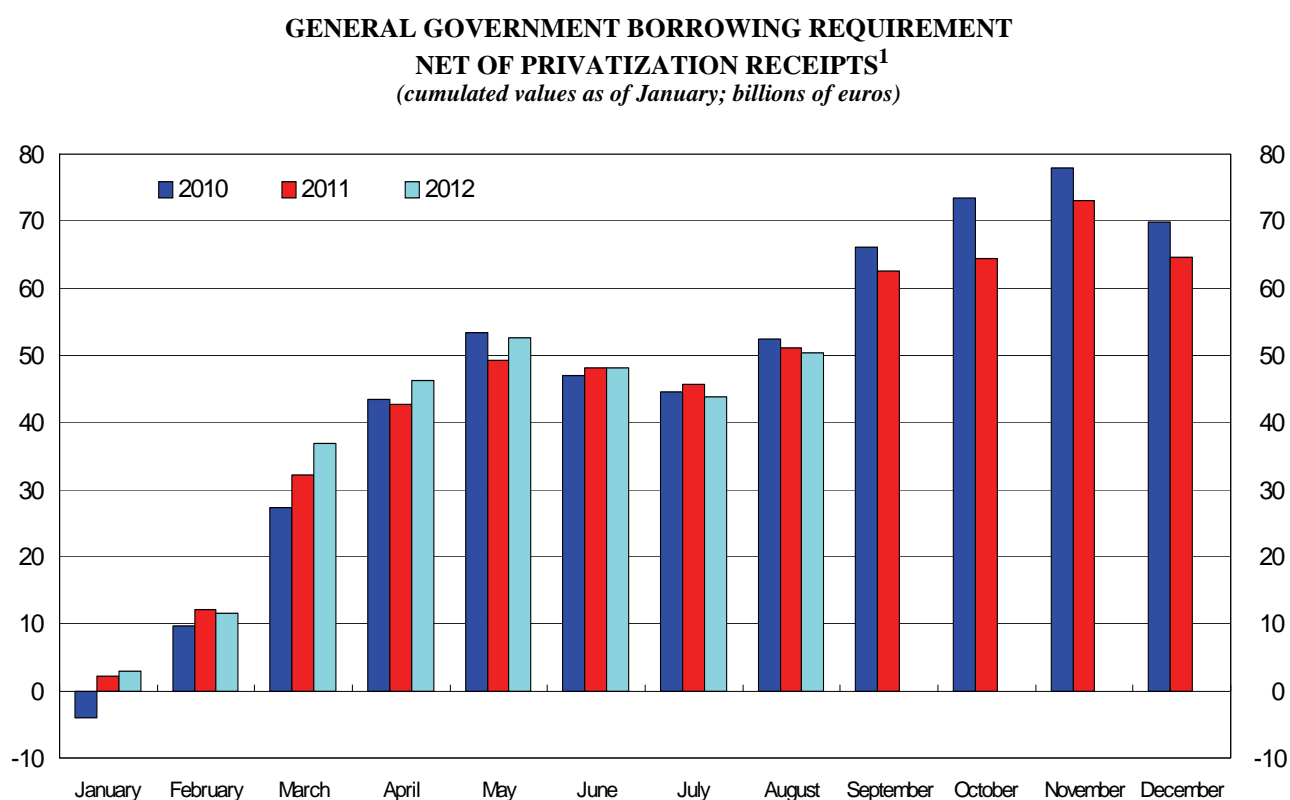
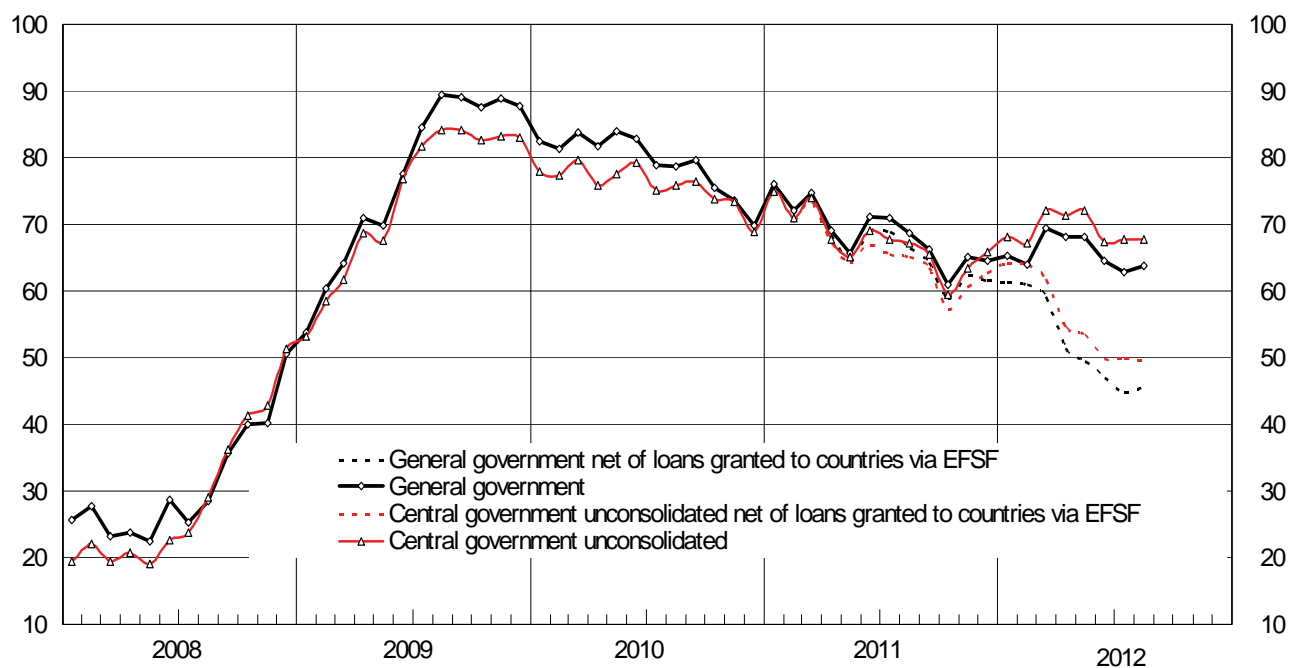


Figure 3

**GENERAL GOVERNMENT AND CENTRAL GOVERNMENT BORROWING
REQUIREMENT NET OF PRIVATIZATION RECEIPTS¹**
(cumulated values over the last 12 months; billions of euros)



(1) See methodological appendix.

The Public Finances, borrowing requirement and debt

Table 1
TCCE0100

Formation of the general government borrowing requirement

(millions of euros)

	Budget receipts			Budget payments			State budget balance	Other central government operations	
	Tax revenue (1)	Other revenue	Total	Current expenditure	Capital expenditure	Total		of which: Tax collection accounts (2)	
	S428475M	S511031M	S435198M	S476612M	S517254M	S381188M	S072090M	S070207M	S857863M
2010	396,679	(32,032)	(428,712)	(441,985)	(45,543)	(487,528)	(-58,816)	(-10,201)	744
2011.....	402,785	(33,594)	(436,379)	(459,099)	(42,863)	(501,963)	(-65,584)	(3,782)	4
2010 - Sept.	21,814	(3,549)	(25,364)	(31,788)	(2,645)	(34,433)	(-9,070)	(-4,188)	113
Oct.	28,230	(1,620)	(29,850)	(33,339)	(2,931)	(36,270)	(-6,420)	(-1,959)	-167
Nov.....	32,454	(3,216)	(35,670)	(40,741)	(3,939)	(44,680)	(-9,010)	(4,332)	822
Dec.	69,915	(4,683)	(74,598)	(62,910)	(14,237)	(77,147)	(-2,549)	(11,264)	109
2011 - Jan.	30,641	(1,388)	(32,028)	(17,514)	(5,482)	(22,996)	(9,032)	(-10,248)	-611
Feb.....	25,729	(1,255)	(26,984)	(30,468)	(476)	(30,944)	(-3,960)	(-5,512)	-391
Mar.....	27,221	(3,797)	(31,018)	(46,312)	(2,905)	(49,217)	(-18,199)	(-649)	85
Apr.	27,465	(1,215)	(28,679)	(26,847)	(2,480)	(29,328)	(-648)	(-8,246)	-47
May	29,438	(3,996)	(33,434)	(33,192)	(1,530)	(34,722)	(-1,288)	(-4,752)	260
June	35,985	(2,628)	(38,613)	(57,904)	(4,162)	(62,066)	(-23,453)	(23,434)	334
July	37,651	(1,710)	(39,361)	(36,055)	(2,305)	(38,361)	(1,001)	(3,827)	-61
Aug.	35,949	(1,251)	(37,200)	(26,817)	(2,312)	(29,128)	(8,072)	(-15,431)	-362
Sept.	22,588	(2,862)	(25,449)	(22,664)	(807)	(23,471)	(1,979)	(-13,860)	274
Oct.	27,877	(3,056)	(30,933)	(29,577)	(1,488)	(31,065)	(-132)	(-1,961)	-86
Nov.....	30,048	(2,034)	(32,083)	(46,267)	(5,347)	(51,614)	(-19,532)	(11,112)	812
Dec.	72,192	(8,403)	(80,595)	(85,482)	(13,568)	(99,050)	(-18,455)	(26,068)	-203
2012 - Jan.	(30,502)	(1,306)	(31,808)	(15,032)	(5,626)	(20,658)	(11,150)	(-14,755)	-277
Feb.....	(26,429)	(1,355)	(27,784)	(32,958)	(674)	(33,632)	(-5,848)	(-2,733)	-631
Mar.....	(26,237)	(2,492)	(28,729)	(40,895)	(2,143)	(43,038)	(-14,309)	(-11,103)	337
Apr.	(28,127)	(1,664)	(29,791)	(34,982)	(1,427)	(36,410)	(-6,619)	(-1,599)	-296
May	(30,806)	(6,669)	(37,475)	(51,815)	(2,087)	(53,901)	(-16,427)	(9,798)	237
June	(38,058)	(2,990)	(41,047)	(25,488)	(3,690)	(29,178)	(11,869)	(-8,131)	2,750
July	(41,652)	(1,761)	(43,413)	(49,012)	(5,103)	(54,115)	(-10,702)	(15,464)	-2,636
Aug.	(35,310)	(1,843)	(37,152)	(26,628)	(1,793)	(28,421)	(8,731)	(-15,769)	-330

(1) The revenues shown in this table do not correspond to the taxes actually paid. The monthly flows are observed with reference to the time receipts are entered in the state budget, which, since May 1998, and allocated to the various items of the state budget only some time afterwards. - (2) The flows shown under this heading refer to the changes in the balance of the "Tax collection accounts". A positive

Table 1
TCCE0100

	Central government borrowing requirement	Local government borrowing requirement after consolidation	Borrowing requirement of social security institutions after consolidation	General government borrowing requirement	Privatization receipts (3)	Settlement of past debt (3)	GGBR net of debt settlement and privatization receipts	Memorandum item:
								Unconsolidated CGBR net of debt settlement and privatization receipts
	<i>S835207M</i>	<i>S888011M</i>	<i>S900166M</i>	<i>S922913M</i>	<i>S916545M</i>	<i>S676300M</i>	<i>S994979M</i>	<i>S926208M</i>
	-69,018	-772	-54	-69,844	(8)	-187	(-69,665)	(-68,819)
	-61,802	-1,191	-26	-63,019	(1,560)	-47	(-64,532)	(-65,785)
	-13,258	-433	-27	-13,718	..	-8	(-13,710)	(-13,306)
	-8,379	1,078	20	-7,281	..	-6	(-7,275)	(-8,394)
	-4,678	151	27	-4,500	..	-5	(-4,495)	(-4,980)
	8,715	-646	-7	8,062	..	-6	(8,069)	(8,726)
	-1,216	-913	-4	-2,133	(110)	-16	(-2,227)	(-1,287)
	-9,471	-347	12	-9,807	..	-3	(-9,804)	(-9,449)
	-18,849	206	-25	-18,667	(1,450)	-8	(-20,110)	(-20,377)
	-8,894	-1,579	10	-10,463	..	-4	(-10,460)	(-8,913)
	-6,040	-557	20	-6,577	..	-1	(-6,576)	(-6,044)
	-19	1,075	-35	1,021	..	-2	(1,022)	(-33)
	4,827	-2,285	3	2,546	..	-1	(2,547)	(4,141)
	-7,359	1,767	15	-5,578	..	-8	(-5,570)	(-7,266)
	-11,881	547	-30	-11,364	..	-1	(-11,363)	(-11,681)
	-2,093	152	30	-1,911	..	-1	(-1,911)	(-2,195)
	-8,420	-195	-5	-8,620	..	-2	(-8,617)	(-8,945)
	7,613	939	-17	8,535	..	-1	(8,536)	(6,265)
	(-3,605)	(613)	(10)	(-2,982)	..	(-3)	(-2,979)	(-3,642)
	(-8,581)	(74)	(-32)	(-8,539)	(-8,539)	(-8,536)
	(-25,412)	(-5)	(-5)	(-25,422)	..	(-3)	(-25,419)	(-25,206)
	(-8,218)	(-1,090)	(41)	(-9,266)	..	(-4)	(-9,263)	(-8,206)
	(-6,629)	(163)	(-12)	(-6,479)	..	(-1)	(-6,478)	(-6,803)
	(3,738)	(768)	..	(4,506)	..	(-3)	(4,509)	(4,732)
	(4,763)	(-447)	(-5)	(4,310)	..	(-4)	(4,314)	(3,678)
	(-7,038)	(580)	(9)	(-6,449)	..	(-9)	(-6,441)	(-7,127)

has not been the same as the time they are paid. In fact, as of May 1998, the main central government taxes are paid to the Treasury (and entered in the so-called "Tax collection accounts") flow indicates an increase in the balance (the taxes received exceeded those allocated to the state budget) and vice versa. - (3) Amounts with reference to central government.

The Public Finances, borrowing requirement and debt

Table 2
TCCE0125

Financing of the general government borrowing requirement: by instrument

(millions of euros)

	Currency and deposits		Short-term securities	Medium and long-term securities		MFI loans	Other transactions			General government borrowing requirement	
		of which: Post Office funds			of which: Variable rate (CCTs)			Change in deposits held with the Bank of Italy and investments of liquid assets	of which: change in investments of liquid assets		of which: Transactions in debt instruments
	S129640M	S173286M	S151658M	S189357M	S205673M	S848329M	S767399M	S191484M	S492133M	S029605M	S969486M
2010	1,086	-4,809	-10,103	88,002	-7,322	1,195	-10,336	-11,518	-	69,844	81,362
2011	-3,946	-3,116	1,319	43,101	-13,950	-203	22,748	18,994	-	63,019	44,025
2010 - Sept.....	504	-377	3,009	-810	2,687	832	10,183	9,713	-	13,718	4,005
Oct.	-1,000	-390	167	22,728	6,696	98	-14,711	-14,547	-	7,281	21,829
Nov.	2,745	-161	-864	-118	817	93	2,644	2,730	-	4,500	1,770
Dec.....	2,635	-696	-17,340	-8,870	-12,842	-1,477	16,990	15,529	-	-8,062	-23,591
2011 - Jan.	2,780	-812	8,290	24,134	2,210	572	-33,642	-33,424	-	2,133	35,557
Feb.....	-6,007	-394	1,643	-3,374	916	1,631	15,914	15,455	-	9,807	-5,649
Mar.	1,106	-399	2,447	-10,276	1,440	-971	26,360	26,278	-	18,667	-7,610
Apr.....	-29	250	-474	21,025	241	1,790	-11,847	-11,805	-	10,463	22,268
May	-1,837	-987	-693	5,779	-10,269	1,720	1,608	1,682	-	6,577	4,895
June	3,163	-158	-4,440	6,017	1,979	-2,380	-3,381	-5,378	-	-1,021	4,358
July.....	-2,564	-123	-1,378	14,384	2,373	-1,128	-11,859	-13,253	-	-2,546	10,707
Aug.....	-1,053	-165	-241	-10,762	1,598	-680	18,314	19,067	-	5,578	-13,489
Sept.....	-77	-67	10,709	-26,685	372	131	27,287	28,224	-	11,364	-16,860
Oct.	-900	-152	7,102	17,200	114	723	-22,214	-21,561	100	1,911	23,473
Nov.	186	-249	-3,635	-3,397	-14,586	341	15,125	14,853	-4,680	8,620	-6,233
Dec.....	1,287	139	-18,012	9,056	-338	-1,950	1,084	-1,144	5,380	-8,535	-7,390
2012 - Jan.	(-469)	(-483)	(17,980)	(18,755)	(643)	-1,250	(-32,035)	(-32,573)	-5,655	(2,982)	(35,555)
Feb.....	(-815)	(-102)	(8,533)	(-15,769)	(8)	691	(15,899)	(16,040)	1,527	(8,539)	(-7,501)
Mar.	(9,318)	(-651)	(4,980)	(-2,752)	(-12,154)	454	(13,422)	(6,331)	-1,428	(25,422)	(19,091)
Apr.....	(-896)	(-115)	(6,058)	(-10,117)	(2,209)	875	(13,346)	(6,953)	-4,253	(9,266)	(2,314)
May	(-1,938)	(38)	(66)	(14,481)	(4)	-16	(-6,113)	(-8,277)	2,724	(6,479)	(14,756)
June	(-1,091)	(547)	(-7,580)	(14,002)	(2)	525	(-10,364)	(-10,337)	-853	(-4,506)	(5,830)
July.....	(1,707)	(-1,007)	(-2,220)	(-3,521)	(-176)	-2,000	(1,725)	(597)	-10,951	(-4,310)	(-4,907)
Aug.....	(1,120)	(270)	(-1,412)	(-1,337)	(-15)	171	(7,909)	(8,158)	-6,890	(6,449)	(-1,709)

The Public Finances, borrowing requirement and debt

Table 3
TCCE0155

Financing of the general government borrowing requirement: by subsector

(millions of euros)

	Central government borrowing requirements			Additional borrowing requirement of local government			Additional borrowing requirement of social security institutions	General government borrowing requirement	
	of which:			of which:				of which:	
	Securities	MFI loans		Securities	MFI loans			Financed abroad	
	S794710M	S112869M	S008424M	S855825M	S173815M	S047996M	S873945M	S029605M	S344502M
2010	69,018	79,161	-93	772	-1,262	1,263	54	69,844	448
2011.....	61,802	45,781	-2,384	1,191	-1,362	2,164	26	63,019	-4,629
2010 - Sept.....	13,258	2,217	564	433	-18	263	27	13,718	4,761
Oct.	8,379	23,116	896	-1,078	-221	-797	-20	7,281	-141
Nov.....	4,678	-893	145	-151	-89	-35	-27	4,500	601
Dec.....	-8,715	-26,235	-1,052	646	25	-405	7	-8,062	-5,262
2011 - Jan.	1,216	32,484	-473	913	-61	1,037	4	2,133	469
Feb.....	9,471	-1,475	725	347	-257	907	-12	9,807	-65
Mar.	18,849	-7,841	-786	-206	13	-202	25	18,667	-2,461
Apr.....	8,894	20,640	111	1,579	-90	1,678	-10	10,463	-57
May	6,040	5,199	856	557	-112	881	-20	6,577	-1,656
June	19	1,735	-839	-1,075	-158	-1,550	35	-1,021	-328
July.....	-4,827	13,221	-2,395	2,285	-215	1,267	-3	-2,546	-173
Aug.....	7,359	-10,907	363	-1,767	-97	-1,041	-15	5,578	214
Sept.....	11,881	-15,946	-227	-547	-30	334	30	11,364	2,433
Oct.	2,093	24,384	201	-152	-81	535	-30	1,911	3,196
Nov.....	8,420	-7,081	194	195	49	138	5	8,620	-2,764
Dec.....	-7,613	-8,632	-115	-939	-323	-1,822	17	-8,535	-3,437
2012 - Jan.	(3,605)	(36,787)	-937	(-613)	(-52)	-317	(-10)	(2,982)	(-210)
Feb.....	(8,581)	(-7,182)	431	(-74)	(-54)	225	(32)	(8,539)	(228)
Mar.	(25,412)	(2,259)	568	(5)	(-32)	-104	(5)	(25,422)	(316)
Apr.....	(8,218)	(-3,995)	-366	(1,090)	(-64)	1,272	(-41)	(9,266)	(2,443)
May	(6,629)	(14,698)	252	(-163)	(-152)	-271	(12)	(6,479)	(-397)
June	(-3,738)	(6,787)	683	(-768)	(-364)	-163	..	(-4,506)	(-6,335)
July.....	(-4,763)	(-5,684)	-1,855	(447)	(-58)	-159	(5)	(-4,310)	(-1,187)
Aug.....	(7,038)	(-2,734)	452	(-580)	(-15)	-276	(-9)	(6,449)	(-758)

The Public Finances, borrowing requirement and debt

Table 4
TCCE0175

General government debt: by instrument

(millions of euros)

Periodo	Currency and deposits		Short-term securities	Medium and long-term securities	MFI loans	Other liabilities		General Government debt			
		of which: Post Office funds				of which: EFSF loans	of which:				
							In foreign currency	At medium and long terms	of which: variable rate		
	S944476M	S592437M	S571730M	S605216M	S352384M	S989347M	S441461M	S319464M	S016663M	S050580M	S432714M
2010	156,826	25,195	129,862	1,418,760	132,521	13,248	-	1,851,217	2,897	1,554,385	209,857
2011	152,880	22,080	131,181	1,473,355	132,319	17,002	3,110	1,906,737	2,924	1,605,802	196,493
2010 - Sept.....	152,446	26,443	147,911	1,403,642	133,807	12,037	-	1,849,842	2,892	1,539,072	214,049
Oct.	151,446	26,052	148,078	1,426,581	133,905	11,873	-	1,871,882	2,846	1,562,153	220,778
Nov.....	154,191	25,891	147,214	1,427,129	133,998	11,787	-	1,874,317	3,016	1,564,113	221,874
Dec.....	156,826	25,195	129,862	1,418,760	132,521	13,248	-	1,851,217	2,897	1,554,385	209,857
2011 - Jan.	159,605	24,384	138,152	1,444,035	133,092	13,030	-	1,887,915	2,833	1,579,192	212,582
Feb.....	153,598	23,989	139,799	1,442,066	134,724	13,488	786	1,883,675	2,804	1,577,356	213,595
Mar.	154,705	23,590	142,246	1,431,025	133,753	13,571	786	1,875,300	2,730	1,566,115	214,846
Apr.....	154,676	23,841	141,772	1,452,667	135,542	13,528	786	1,898,185	2,615	1,588,157	215,182
May	152,839	22,854	141,078	1,460,469	137,262	13,454	786	1,905,101	2,877	1,596,607	205,069
June	156,001	22,696	136,638	1,467,054	134,882	15,452	2,157	1,910,027	2,656	1,600,617	207,386
July.....	153,437	22,573	135,260	1,482,317	133,754	16,846	2,157	1,921,613	2,697	1,613,660	209,410
Aug.....	152,384	22,408	135,019	1,472,055	133,074	16,093	2,157	1,908,625	2,661	1,603,808	211,236
Sept.....	152,307	22,341	145,736	1,445,292	133,205	15,155	2,157	1,891,695	2,848	1,577,456	212,261
Oct.	151,407	22,189	152,845	1,463,720	133,928	14,502	2,157	1,916,402	2,740	1,596,181	212,509
Nov.....	151,593	21,940	149,203	1,462,551	134,269	14,774	2,732	1,912,389	2,854	1,595,513	198,129
Dec.....	152,880	22,080	131,181	1,473,355	132,319	17,002	3,110	1,906,737	2,924	1,605,802	196,493
2012 - Jan.	(152,412)	(21,596)	(149,162)	(1,493,167)	(131,069)	(17,540)	3,974	(1,943,349)	(2,875)	(1,624,441)	196,681
Feb.....	(151,597)	(21,495)	(157,695)	(1,477,788)	(131,759)	(17,400)	3,974	(1,936,240)	(2,814)	(1,609,609)	196,759
Mar.	(160,915)	(20,844)	(162,677)	(1,474,193)	(132,213)	(24,491)	11,095	(1,954,489)	(2,843)	(1,606,732)	190,872
Apr.....	(160,019)	(20,729)	(168,739)	(1,464,680)	(133,089)	(30,885)	17,699	(1,957,411)	(2,858)	(1,597,096)	193,119
May	(158,081)	(20,767)	(168,806)	(1,481,711)	(133,072)	(33,048)	19,503	(1,974,718)	(3,048)	(1,614,478)	193,149
June	(156,990)	(21,314)	(161,222)	(1,497,407)	(133,598)	(33,021)	19,695	(1,982,239)	(2,962)	(1,629,483)	195,643
July.....	(158,697)	(20,306)	(159,000)	(1,494,051)	(131,598)	(34,149)	20,193	(1,977,494)	(3,030)	(1,623,865)	194,974
Aug.....	(159,816)	(20,576)	(157,585)	(1,492,562)	(131,768)	(33,900)	20,193	(1,975,631)	(2,957)	(1,622,878)	195,041

The Public Finances, borrowing requirement and debt

Table 5
TCCE0200

General government debt: by holding sector

(millions of euros)

	Bank of Italy		Other resident MFIs		Other resident financial institutions		Other residents		Non residents		General government debt
		of which:		of which:		of which:		of which:		of which:	
		Securities		Securities		Securities		Securities		Securities	
	S177952M	S188615M	S240301M	S299179M	S382950M	S439258M	S501942M	S533285M	S569014M	S586188M	S319464M
2010	65,909	65,820	502,501	252,588	300,812	288,286	179,998	145,075	801,997	796,853	1,851,217
2011	89,445	89,399	514,625	265,459	302,806	289,667	269,807	238,250	730,056	721,761	1,906,737
2010 - Sept.....	64,661	64,571	489,836	245,349	302,471	291,170	198,404	161,246	794,471	789,217	1,849,842
Oct.	65,378	65,291	489,986	246,135	294,685	283,545	213,305	176,411	808,529	803,276	1,871,882
Nov.	66,054	65,969	503,939	257,145	295,740	284,685	196,871	160,082	811,714	806,461	1,874,317
Dec.	65,909	65,820	502,501	252,588	300,812	288,286	179,998	145,075	801,997	796,853	1,851,217
2011 - Jan.	66,144	66,055	506,888	255,882	306,948	294,641	205,240	168,058	802,695	797,551	1,887,915
Feb.	66,047	65,960	494,396	243,623	310,891	298,909	197,528	164,489	814,813	808,884	1,883,675
Mar.	66,804	66,720	485,464	234,547	309,700	297,632	206,492	173,458	806,841	800,915	1,875,300
Apr.	67,599	67,510	489,168	236,700	311,498	299,477	222,339	189,091	807,581	801,661	1,898,185
May	67,610	67,525	495,355	241,867	310,742	298,791	216,931	184,823	814,464	808,541	1,905,101
June	68,410	68,325	502,320	248,270	307,290	294,713	211,442	178,952	820,565	813,432	1,910,027
July.....	69,241	69,165	512,334	261,054	312,360	298,380	215,831	184,262	811,848	804,716	1,921,613
Aug.....	75,956	75,879	516,544	266,857	310,537	297,311	210,076	178,948	795,511	788,079	1,908,625
Sept.....	81,517	81,434	517,262	268,261	307,438	295,155	200,514	168,442	784,964	777,735	1,891,695
Oct.	84,049	83,964	516,827	268,234	311,692	300,065	219,449	187,141	784,385	777,161	1,916,402
Nov.	88,126	88,075	517,856	269,359	303,180	291,822	247,165	214,240	756,063	748,259	1,912,389
Dec.	89,445	89,399	514,625	265,459	302,806	289,667	269,807	238,250	730,056	721,761	1,906,737
2012 - Jan.	(91,300)	(91,250)	(534,567)	(289,606)	(306,727)	(293,916)	(281,184)	(247,159)	(729,571)	(720,397)	(1,943,349)
Feb.	(91,353)	(91,299)	(552,148)	(304,218)	(312,716)	(300,049)	(267,500)	(236,084)	(712,523)	(703,833)	(1,936,240)
Mar.	(92,103)	(92,044)	(586,425)	(327,976)	(316,794)	(304,164)	(273,551)	(242,997)	(685,616)	(669,689)	(1,954,489)
Apr.	(92,322)	(92,264)	(593,924)	(335,179)	(318,862)	(306,442)	(268,074)	(237,833)	(684,228)	(661,702)	(1,957,411)
May	(92,948)	(92,884)	(606,889)	(349,567)	(325,478)	(312,703)	(255,928)	(226,218)	(693,475)	(669,145)	(1,974,718)
June	(93,696)	(93,634)	(610,739)	(354,286)	(328,884)	(316,326)	(248,749)	(218,616)	(700,171)	(675,768)	(1,982,239)
July.....	(94,110)	(94,053)	(613,786)	(355,932)	(339,764)	(326,571)	(1,977,494)
Aug.....	(94,729)	(94,673)	(1,975,631)

The Public Finances, borrowing requirement and debt

Table 6
TCCE0225

General government debt: by subsector

(millions of euros)

	Central government					Local	
	Unconsolidated debt	Consolidating items		Consolidated debt		Unconsolidated debt	Consolidating items
				of which:			
				Securities	MFI loans		
	<i>S079329M</i>	<i>S102740M</i>	<i>S630911M</i>	<i>S554881M</i>	<i>S288236M</i>	<i>S139396M</i>	<i>S148651M</i>
2010	1,741,422	6,430	1,734,991	1,521,330	54,985	134,225	18,108
2011	1,798,136	8,900	1,789,235	1,578,546	52,601	135,205	17,837
2010 - Sept.	1,739,127	6,107	1,733,020	1,524,001	54,996	135,527	18,852
Oct.	1,762,302	6,128	1,756,174	1,547,345	55,892	134,442	18,862
Nov.	1,765,147	6,434	1,758,712	1,547,042	56,037	134,280	18,776
Dec.	1,741,422	6,430	1,734,991	1,521,330	54,985	134,225	18,108
2011 - Jan.	1,777,207	6,408	1,770,800	1,554,983	54,513	135,268	18,266
Feb.	1,772,625	6,389	1,766,236	1,554,928	55,237	135,609	18,270
Mar.	1,764,545	6,475	1,758,070	1,546,351	54,451	135,378	18,273
Apr.	1,785,930	6,498	1,779,432	1,567,654	54,562	136,914	18,277
May	1,792,280	6,503	1,785,777	1,574,839	55,419	137,556	18,328
June	1,798,265	6,519	1,791,746	1,577,147	54,580	136,486	18,337
July	1,808,243	7,207	1,801,036	1,591,232	52,185	138,791	18,342
Aug.	1,796,965	7,121	1,789,844	1,580,841	52,548	137,013	18,345
Sept.	1,780,281	6,922	1,773,359	1,564,752	52,321	136,542	18,349
Oct.	1,805,310	7,024	1,798,286	1,590,409	52,522	136,535	18,532
Nov.	1,801,572	7,552	1,794,021	1,585,496	52,716	136,702	18,452
Dec.	1,798,136	8,900	1,789,235	1,578,546	52,601	135,205	17,837
2012 - Jan.	(1,835,430)	(8,941)	(1,826,489)	(1,616,410)	(51,664)	(134,747)	(18,012)
Feb.	(1,828,339)	(8,896)	(1,819,443)	(1,609,640)	(52,095)	(134,654)	(18,014)
Mar.	(1,846,368)	(8,693)	(1,837,675)	(1,611,051)	(52,662)	(134,664)	(18,012)
Apr.	(1,848,221)	(8,685)	(1,839,537)	(1,607,651)	(52,296)	(135,776)	(18,022)
May	(1,865,782)	(8,860)	(1,856,922)	(1,624,828)	(52,548)	(135,690)	(18,027)
June	(1,873,096)	(7,868)	(1,865,228)	(1,633,322)	(53,231)	(134,434)	(17,555)
July	(1,868,958)	(8,956)	(1,860,002)	(1,627,771)	(51,376)	(134,924)	(17,569)
Aug.	(1,867,813)	(9,054)	(1,858,759)	(1,624,914)	(51,828)	(134,318)	(17,574)

Table 6
TCCE0225

government				Social security institutions			General government debt
	Consolidated debt			Unconsolidated debt	Consolidating items	Consolidated debt	
	of which:						
	Securities	MFI loans					
<i>S653442M</i>	<i>S595969M</i>	<i>S308890M</i>	<i>S159481M</i>	<i>S167668M</i>	<i>S493639M</i>	<i>S319464M</i>	
116,117	27,292	77,499	108	..	108	1,851,217	
117,368	25,990	79,664	135	..	135	1,906,737	
116,675	27,552	78,737	148	..	148	1,849,842	
115,580	27,314	77,939	128	..	128	1,871,882	
115,504	27,300	77,905	101	..	101	1,874,317	
116,117	27,292	77,499	108	..	108	1,851,217	
117,003	27,204	78,537	112	..	112	1,887,915	
117,339	26,936	79,444	100	..	100	1,883,675	
117,104	26,921	79,242	126	..	126	1,875,300	
118,637	26,785	80,921	116	..	116	1,898,185	
119,228	26,707	81,802	96	..	96	1,905,101	
118,149	26,545	80,252	131	..	131	1,910,027	
120,449	26,345	81,519	128	..	128	1,921,613	
118,668	26,234	80,478	113	..	113	1,908,625	
118,194	26,276	80,812	142	..	142	1,891,695	
118,003	26,156	81,347	112	..	112	1,916,402	
118,251	26,258	81,485	118	..	118	1,912,389	
117,368	25,990	79,664	135	..	135	1,906,737	
(116,735)	(25,919)	(79,346)	(125)	..	(125)	(1,943,349)	
(116,640)	(25,844)	(79,571)	(157)	..	(157)	(1,936,240)	
(116,652)	(25,819)	(79,467)	(162)	..	(162)	(1,954,489)	
(117,754)	(25,768)	(80,738)	(120)	..	(120)	(1,957,411)	
(117,664)	(25,688)	(80,468)	(132)	..	(132)	(1,974,718)	
(116,879)	(25,308)	(80,305)	(132)	..	(132)	(1,982,239)	
(117,355)	(25,279)	(80,145)	(137)	..	(137)	(1,977,494)	
(116,744)	(25,233)	(79,869)	(129)	..	(129)	(1,975,631)	

The Public Finances, borrowing requirement and debt

Table 7
TCCE0250

Local government debt: by subsector and instrument

(millions of euros)

	Regions and autonomous provinces			Provinces			Municipalities			Other entities	Local government debt
	of which:			of which:			of which:				
	Securities	MFI and CDP spa loans		Securities	MFI and CDP spa loans		Securities	MFI and CDP spa loans			
	S599075M	S612101M	S645440M	S893669M	S222859M	S254411M	S274087M	S291319M	S303852M	S737731M	S653442M
2010	40,916	13,656	23,081	9,109	3,524	5,470	49,283	9,957	38,385	16,810	116,117
2011	40,777	12,952	23,652	9,168	3,358	5,672	50,097	9,519	39,443	17,326	117,368
2010 - Sept.....	40,734	13,841	22,631	9,123	3,520	5,516	49,528	10,039	38,840	17,290	116,675
Oct.	40,481	13,704	22,534	9,132	3,496	5,548	49,408	9,963	38,809	16,559	115,580
Nov.	39,912	13,715	21,977	9,167	3,486	5,593	49,672	9,949	39,094	16,752	115,504
Dec.....	40,916	13,656	23,081	9,109	3,524	5,470	49,283	9,957	38,385	16,810	116,117
2011 - Jan.	40,955	13,617	23,205	9,186	3,511	5,567	49,648	9,923	38,828	17,213	117,003
Feb.....	41,050	13,426	23,491	9,207	3,497	5,609	50,020	9,861	39,350	17,063	117,339
Mar.	41,199	13,428	23,645	9,236	3,493	5,640	49,976	9,847	39,315	16,693	117,104
Apr.....	41,309	13,328	23,863	9,213	3,485	5,629	50,410	9,820	39,797	17,705	118,637
May	41,606	13,282	24,225	9,268	3,473	5,703	50,597	9,800	40,017	17,758	119,228
June	40,741	13,225	23,396	9,084	3,440	5,550	50,260	9,728	39,522	18,064	118,149
July.....	41,299	13,108	24,081	9,122	3,419	5,586	50,643	9,666	39,875	19,385	120,449
Aug.....	40,646	13,022	23,520	9,196	3,416	5,666	50,266	9,645	39,676	18,560	118,668
Sept.....	40,456	13,090	23,278	9,221	3,411	5,709	50,360	9,623	39,858	18,156	118,194
Oct.	40,860	12,998	23,771	9,247	3,402	5,729	50,447	9,605	39,990	17,448	118,003
Nov.	41,394	13,073	24,152	9,323	3,407	5,801	50,280	9,628	39,825	17,254	118,251
Dec.....	40,777	12,952	23,652	9,168	3,358	5,672	50,097	9,519	39,443	17,326	117,368
2012 - Jan.	40,377	12,920	23,317	9,206	3,349	5,721	50,454	9,491	39,855	(16,699)	(116,735)
Feb.....	40,147	12,860	23,154	9,228	3,346	5,751	50,755	9,478	40,276	(16,511)	(116,640)
Mar.	40,296	12,864	23,319	9,264	3,342	5,789	50,749	9,456	40,334	(16,344)	(116,652)
Apr.....	40,475	12,829	23,531	9,286	3,339	5,822	50,996	9,443	40,623	(16,997)	(117,754)
May	40,750	12,804	23,711	9,295	3,320	5,846	51,407	9,408	40,920	(16,211)	(117,664)
June	40,186	12,614	23,384	9,187	3,258	5,819	50,244	9,280	39,817	(17,262)	(116,879)
July.....	39,848	12,630	23,062	9,047	3,243	5,694	50,034	9,251	39,656	(18,426)	(117,355)
Aug.....	40,368	12,557	23,642	9,078	3,250	5,717	50,083	9,262	39,763	(17,215)	(116,744)

The Public Finances, borrowing requirement and debt

Table 8
TCCE0275

Local government debt: by geographical area

(millions of euros)

	North-West	North-East	Centre	South	Islands	Local government debt
	<i>S775460M</i>	<i>S785031M</i>	<i>S791946M</i>	<i>S800808M</i>	<i>S837146M</i>	<i>S653442M</i>
2010	31,525	17,723	31,778	25,552	9,539	116,117
2011	32,567	17,458	31,013	25,987	10,343	117,368
2010 - Sept.....	30,693	17,458	32,398	26,423	9,703	116,675
Oct.	30,658	17,493	32,451	25,755	9,223	115,580
Nov.....	30,929	17,635	31,661	25,869	9,411	115,504
Dec.....	31,525	17,723	31,778	25,552	9,539	116,117
2011 - Jan.	31,708	17,716	32,173	25,477	9,930	117,003
Feb.....	31,711	17,780	32,274	25,684	9,891	117,339
Mar.	31,783	17,947	32,213	25,718	9,443	117,104
Apr.....	32,217	17,965	32,505	25,969	9,981	118,637
May	32,451	17,886	32,653	26,220	10,018	119,228
June	32,470	17,712	31,524	26,479	9,965	118,149
July.....	32,459	17,803	32,531	27,272	10,385	120,449
Aug.....	32,259	17,774	31,791	26,664	10,180	118,668
Sept.....	32,449	17,668	31,682	26,138	10,257	118,194
Oct.	32,350	17,777	31,231	26,545	10,100	118,003
Nov.....	32,730	17,787	31,401	26,212	10,121	118,251
Dec.....	32,567	17,458	31,013	25,987	10,343	117,368
2012 - Jan.	32,710	17,075	(30,704)	26,045	10,200	(116,735)
Feb.....	32,658	17,214	(30,589)	25,865	10,314	(116,640)
Mar.	32,591	17,350	(30,579)	26,079	10,054	(116,652)
Apr.....	33,304	17,384	(30,758)	25,991	10,317	(117,754)
May	32,618	17,440	(31,347)	26,003	10,255	(117,664)
June	32,598	17,251	(31,094)	25,765	10,171	(116,879)
July.....	32,735	17,212	(31,547)	25,724	10,136	(117,355)
Aug.....	32,078	17,155	(31,792)	25,581	10,139	(116,744)

General government debt: by residual maturity

(millions of euros, years)

	Debt with residual maturity up to 1 year	Debt with residual maturity over 1 and up to 5 years		Debt with residual maturity over 5 years		Average residual maturity	General government debt
			of which: variable rate		of which: variable rate		
	<i>S897714M</i>	<i>S381602M</i>	<i>S388595M</i>	<i>S401566M</i>	<i>S416526M</i>	<i>S426962M</i>	<i>S319464M</i>
2010	465,982	561,760	101,074	823,475	78,249	7.8	1,851,217
2011	497,808	539,704	90,137	869,226	77,478	7.6	1,906,737
2010 - Sept.....	499,438	538,660	103,577	811,744	81,787	7.8	1,849,842
Oct.	498,459	547,585	102,955	825,837	89,008	7.7	1,871,882
Nov.	493,703	543,714	86,493	836,901	90,908	7.8	1,874,317
Dec.....	465,982	561,760	101,074	823,475	78,249	7.8	1,851,217
2011 - Jan.	478,232	576,927	101,556	832,755	80,023	7.7	1,887,915
Feb.....	482,079	557,611	100,985	843,985	81,554	7.7	1,883,675
Mar.	493,003	525,982	87,301	856,315	83,235	7.8	1,875,300
Apr.....	508,812	522,395	86,774	866,979	84,084	7.7	1,898,185
May	505,600	519,649	86,953	879,852	88,305	7.7	1,905,101
June	498,596	526,164	87,203	885,268	89,763	7.7	1,910,027
July.....	511,646	533,290	103,345	876,677	75,686	7.6	1,921,613
Aug.....	488,438	566,271	104,198	853,916	76,630	7.6	1,908,625
Sept.....	473,614	563,848	103,959	854,233	77,996	7.7	1,891,695
Oct.	499,583	554,857	104,283	861,962	77,991	7.6	1,916,402
Nov.	494,286	550,496	90,802	867,608	79,026	7.6	1,912,389
Dec.....	497,808	539,704	90,137	869,226	77,478	7.6	1,906,737
2012 - Jan.	(527,083)	542,446	90,077	873,821	78,184	7.4	(1,943,349)
Feb.....	(519,555)	556,942	90,088	859,743	78,222	7.4	(1,936,240)
Mar.	(513,887)	580,418	105,290	860,184	70,599	7.4	(1,954,489)
Apr.....	(528,274)	557,856	105,307	871,281	72,822	7.4	(1,957,411)
May	(527,792)	578,561	105,351	868,365	72,785	7.3	(1,974,718)
June	(536,591)	577,790	109,259	867,858	70,842	7.3	(1,982,239)
July.....	(534,381)	573,989	94,889	869,124	70,498	7.2	(1,977,494)
Aug.....	(546,642)	579,767	94,911	849,222	70,534	7.2	(1,975,631)

The Public Finances, borrowing requirement and debt

Table 10

TCCE0300

General government debt, deposits and other assets

(millions of euros)

	General government debt	Deposits held with the Bank of Italy and investments of liquid assets						General government debt net of deposits held with the Bank of Italy and investments of liquid assets	Deposits held with resident MFIs net of liquidity operations	Loans to EMU member States (bilateral or through EFSF)
		of which:								
		Deposits held with the Bank of Italy			Investments of liquid assets					
		of which:								
			Treasury payments account	Sinking fund for the redemption of government securities	Other deposits					
	S319464M	S329544M	S202988M	S371683M	S399281M	S411680M	S418613M	S687961M	S752783M	S452657M
2010	1,851,217	43,249	43,249	42,358	9	882	-	1,807,968	35,688	3,909
2011.....	1,906,737	24,255	24,255	6,292	115	17,849	..	1,882,482	35,385	13,118
2010 - Sept.....	1,849,842	46,961	46,961	45,477	729	755	-	1,802,881	36,568	3,909
Oct.	1,871,882	61,508	61,508	60,007	729	772	-	1,810,374	37,497	3,909
Nov.	1,874,317	58,778	58,778	57,198	729	851	-	1,815,539	37,629	3,909
Dec.....	1,851,217	43,249	43,249	42,358	9	882	-	1,807,968	35,688	3,909
2011 - Jan.	1,887,915	76,673	76,673	75,683	9	981	-	1,811,242	37,551	5,139
Feb.....	1,883,675	61,218	61,218	60,277	9	932	-	1,822,457	35,623	5,925
Mar.	1,875,300	34,940	34,940	34,137	9	794	-	1,840,360	35,794	8,655
Apr.....	1,898,185	46,745	46,745	45,867	9	869	-	1,851,440	36,176	8,655
May	1,905,101	45,063	45,063	44,176	9	878	-	1,860,038	36,055	8,655
June	1,910,027	50,442	50,442	49,640	9	792	-	1,859,585	36,526	10,026
July.....	1,921,613	63,695	63,695	61,369	1,459	867	-	1,857,919	36,439	11,032
Aug.....	1,908,625	44,627	44,627	42,338	1,459	830	-	1,863,997	37,172	11,032
Sept.....	1,891,695	16,403	15,603	14,538	107	958	800	1,875,292	36,274	11,032
Oct.	1,916,402	37,964	37,264	36,347	107	810	700	1,878,438	36,437	11,032
Nov.	1,912,389	23,111	17,731	789	107	16,836	5,380	1,889,278	35,819	11,608
Dec.....	1,906,737	24,255	24,255	6,292	115	17,849	..	1,882,482	35,385	13,118
2012 - Jan.	(1,943,349)	(56,828)	(51,173)	793	115	(50,265)	5,655	(1,886,521)	35,783	13,981
Feb.....	(1,936,240)	(40,788)	(36,660)	809	115	(35,736)	4,128	(1,895,451)	31,381	13,981
Mar.	(1,954,489)	(34,457)	(28,901)	591	115	(28,195)	5,556	(1,920,032)	33,626	21,103
Apr.....	(1,957,411)	(27,505)	(17,696)	808	115	(16,773)	9,809	(1,929,906)	27,813	27,707
May	(1,974,718)	(35,782)	(28,697)	842	115	(27,740)	7,085	(1,938,936)	28,060	29,510
June	(1,982,239)	(46,118)	(38,180)	1,223	115	(36,842)	7,938	(1,936,121)	26,358	29,702
July.....	(1,977,494)	(45,521)	(26,632)	792	116	(25,724)	18,889	(1,931,973)	27,874	30,201
Aug.....	(1,975,631)	(37,363)	(11,584)	801	116	(10,667)	25,779	(1,938,268)	27,767	30,201

METHODOLOGICAL APPENDIX

GENERAL INDICATIONS

This publication contains figures on the borrowing requirement and debt of general government and its subsectors (central government, local government and social security institutions).

The borrowing requirement does not coincide with the change in the debt mainly owing to the different ways in which general government deposits held with the Bank of Italy and Treasury liquidity investments are treated; in fact the borrowing requirement is obtained as the change in the debt net of the change in the deposits held with the Bank of Italy and Treasury liquidity investments. The borrowing requirement and the debt also differ as a consequence of the different accounting standards applied in calculating the two aggregates. In particular: a) in the borrowing requirement issues of securities apart from BOTs are valued net of issue discounts and placement commissions, whereas they are included in the debt at nominal value; and b) in the borrowing requirement liabilities denominated in foreign currencies are converted using the exchange rate obtaining at the transaction settlement date, whereas in the debt they are converted using the end-of-period exchange rate. The formation of the central government borrowing requirement includes transactions with other general government entities; consequently, the borrowing requirements of local government and the social security institutions corresponds exclusively to their additional financing needs with respect to those met by state transfers.

General government debt consists of all the sector's financial liabilities valued at their face value at issue. It is consolidated between and within the subsectors. In other words it excludes liabilities that are assets, consisting of the same instruments, of entities belonging to general government, in line with the definition adopted for the European Economic and Monetary Union's excessive deficit procedure. The aggregate is calculated according to the methodological criteria established in European Council Regulation no. 479/2009 by summing the following categories of financial liabilities: currency and deposits; non-equity securities and loans. Loans from monetary financial institutions are allocated to the general government subsector the final borrower belongs to, i.e. that of the entity required to repay the loan and not that of the entity to which it is disbursed.

Table TCCE0100 shows the formation of the general government borrowing requirement. It is calculated as the balance on a cash basis of current and capital items and those of a financial nature (except for changes in cash balances, which in the case of general government are conventionally taken to correspond to the changes in the deposits held with the Bank of Italy). In the absence of monthly figures on the formation of the general government borrowing requirement, the data shown here are restricted to an analysis of the formation of the state budget balance. The balance of the central government's other transactions is thus obtained as the difference between the central government borrowing requirement calculated on the financing side and the balance of the state budget. As a memorandum item the table shows the unconsolidated central government borrowing requirement net of settlements of past debts and extraordinary revenue arising primarily in connection with privatizations.

Table TCCE0125 shows a breakdown of the general government borrowing requirement by instrument (the financing of the borrowing requirement).

Table TCCE0155 shows the breakdown of the general government borrowing requirement by subsector.

Table TCCE0175 shows the breakdown of general government debt by instrument along the same lines as for the borrowing requirement. Securities are divided by maturity, with an indication of the variable rate component. The share of foreign currency debt is also shown.

Table TCCE0200 shows the distribution of general government debt among the following holding sectors: Bank of Italy, other monetary financial institutions, other residents and non-residents.

Table TCCE0225 shows the distribution of general government debt among the different subsectors. Both the unconsolidated and the consolidated debt of each sector are reported.

Tables TCCE0250 and TCCE0275 cover local government debt. They analyze the debt by subsector (regions and autonomous provinces, provinces, municipalities and other entities) and instrument and by geographical area.

Table TCCE0325 shows the breakdown of general government debt by residual maturity, with an indication of the variable rate component; the average residual maturity of the debt is also shown (in years).

Table TCCE0300 shows general government debt together with the deposits this sector holds with resident monetary financial institutions and the Bank of Italy net of Treasury liquidity investments, and loans granted to countries belonging to the Monetary Union both bilaterally and via the European Financial Stability Facility. The table also shows the debt net of deposits held with the Bank of Italy and Treasury liquidity investments.

As of September 2006 Cassa Depositi e Prestiti s.p.a. is included among Monetary Financial Institutions and the loans it disburses to general government, previously included in the series "Other transactions" and "Other liabilities" are now included in the series "MFI loans". At the same time the breakdown by holding subsector is adjusted in accordance with the new classification.

The reconstruction of general government debt since the unification of Italy was completed in 2008. The data are updated monthly on the occasion of the publication of this Supplement and are available in the Statistics section of the Bank of Italy's website

<http://bip.bancaditalia.it/4972unix/homebipentry.htm?dadove=corr&lang=eng>

with the accompanying Methodological Notes

http://www.bancaditalia.it/statistiche/quadro_norma_metodo/metodoc/sb7_308/en_suppl_73_08.pdf

A description of the historical reconstruction is available in Occasional Paper no. 31

http://www.bancaditalia.it/pubblicazioni/econo/quest_ecofin_2/qef_31.

NOTES TO THE TABLES

The order of the tables in the following notes is based on their code numbers. The notes to each table are set out below, together with references to the "Notes to the classification variables" section where appropriate.

TCCE0100 - FORMATION OF THE GENERAL GOVERNMENT BORROWING REQUIREMENT

S070207M - CENTRAL GOVERNMENT: BALANCE OF THE CHANGES IN TREASURY ACCOUNTS AND OTHER TRANSACTIONS (DEFICIT: -)

The difference between the state budget balance and the central government borrowing requirement based on financing data. The series consists primarily of the difference between payments made to the Treasury by the state budget and other entities and those made by the Treasury to non-state entities. As of December 2003 includes the deposits of

the Cassa Depositi e Prestiti with the Treasury and the funds raised by the Post Office assigned to the Treasury.

S428475M - STATE BUDGET: TAX REVENUE

Tax revenue refers to the amounts allocated each month to the relevant chapters of the state budget. It should be noted that as of 1998, with the introduction of the unified tax payment form and the single mandate procedure, the time taxes are paid to the Treasury is not the same as the time they are allocated; in some cases amounts may be paid in one month and allocated in another. Tax revenue is not adjusted for tax refunds (included in the budget under payments) and includes VAT accruing to the European Union. The monthly

figures are consistent with those published by the Ministry for the Economy and Finance in Conto riassuntivo del Tesoro, except that they are net of accounting transactions with the following regions: Sicily, Sardinia and, since 2009, Friuli Venezia Giulia.

S835207M - CENTRAL GOVERNMENT: GROSS BORROWING REQUIREMENT (DEFICIT: -)

Based on financing data.

S857863M - TAX COLLECTION ACCOUNTS

The amounts shown under this heading are the changes in the balance of taxes paid to the Treasury using the single mandate procedure and waiting to be allocated, with reference to central government taxes, Irap due to the regions and social security contributions due to INPS. A negative value indicates that the total amount allocated during the month exceeded the taxes and contributions actually paid to the Treasury and vice versa.

S888011M - LOCAL GOVERNMENT: ADDITIONAL GROSS BORROWING REQUIREMENT AFTER CONSOLIDATION (DEFICIT: -)

Based on financing data. The series shows local government's funding needs on a cash basis after deducting the sector's own revenues and transfers from other public bodies. As of December 2003 includes the loans of the Cassa Depositi e Prestiti to local authorities, net of the part of the specific-purpose loans not yet disbursed by Cassa Depositi e Prestiti S.p.A. and included in the deposits in the supervisory reports.

S900166M - SOCIAL SECURITY INSTITUTIONS: ADDITIONAL GROSS BORROWING REQUIREMENT AFTER CONSOLIDATION (DEFICIT: -)

Based on financing data. The series shows social security institutions funding needs on a cash basis after deducting their own revenues and transfers from other public bodies.

S916545M - PRIVATIZATION RECEIPTS AND OTHER EXTRAORDINARY REVENUE

The series includes receipts deriving from the privatization of public enterprises (net of any repurchases) and some items of extraordinary revenue, such as receipts in connection with the liquidation of enterprises and the proceeds of the sale of UMTS licences. It also includes proceeds from the reimbursement of the financial instruments issued by banks and subscribed by the Ministry

of the Economy and Finance in the context of the measures to support the financial system (Law 2/2009).

S926208M - CENTRAL GOVERNMENT: UNCONSOLIDATED BORROWING REQUIREMENT NET OF SETTLEMENTS OF PAST DEBTS AND PRIVATIZATION RECEIPTS (DEFICIT: -)

The unconsolidated borrowing requirement includes liabilities towards general government bodies outside central government.

S994979M - GENERAL GOVERNMENT: BORROWING REQUIREMENT NET OF SETTLEMENTS OF PAST DEBTS AND PRIVATIZATION RECEIPTS (DEFICIT: -)

Excludes settlements and privatizations effected by entities belonging to the central government.

TCCE0125 - FINANCING OF THE GENERAL GOVERNMENT BORROWING REQUIREMENT: BY INSTRUMENT

S029605M - GENERAL GOVERNMENT: FINANCING OF THE GROSS BORROWING REQUIREMENT

Balance of the change in general government liabilities, excluding those that are assets of general government entities, and the change in deposits held with the Bank of Italy and Treasury liquidity investments.

S129640M - CENTRAL GOVERNMENT: CURRENCY AND DEPOSITS (LIABILITIES) IN DOMESTIC CURRENCY - CHANGES

Post Office funds, coins in circulation and deposits held with the Treasury by entities outside general government. As of December 2003, following the exclusion of Cassa Depositi e Prestiti from general government, Post Office funds include only the part pertaining to Ministry for the Economy and Finance. This comprises ordinary and fixed-term post office savings certificates, and Post Office current accounts. Following the decisions of Eurostat announced on 23 May 2005, the series includes the prepayments of taxes by tax collection agencies (Decree Law 341/2003 ratified by Law 31/2004 and Decree Law 282/2004 ratified by Law 307/2004). (ESA95: Sector S13, Instrument F2)

S151658M - GENERAL GOVERNMENT: SHORT-TERM SECURITIES - NET ISSUES

Net issues of securities with an initial maturity equal to or less than one year made by general government and not subscribed by general government entities. Gross issues are valued net of issue discounts and placement commissions,

except for BOTs, which are included at nominal value; redemptions are included at nominal value, except for commercial paper for which the principal amount is included. For securities denominated in foreign currencies, the conversion is made using the exchange rate obtaining on the issue/redemption date. Account is also taken of swaps. (ESA95: Sector S13, Instrument F331)

S173286M - GENERAL GOVERNMENT: POST OFFICE FUNDS - CHANGES

As of December 2003, following the exclusion of Cassa Depositi e Prestiti from general government, Post Office funds include only the part pertaining to Ministry for the Economy and Finance. This comprises ordinary and fixed-term post office savings certificates, and Post Office current accounts.

S189357M - GENERAL GOVERNMENT: MEDIUM AND LONG-TERM SECURITIES - NET ISSUES

Net issues of securities with an initial maturity of more than one year made by general government and not subscribed by general government entities. Gross issues are valued net of issue discounts and placement commissions; redemptions are included at nominal value, except for CTZs, for which the principal amount is included. For securities denominated in foreign currencies, the conversion is made using the exchange rate obtaining on the issue/redemption date. Account is also taken of swaps. The series also includes securities issued for the settlement of past debts, those issued by former autonomous government agencies to be redeemed by the state, those issued in December 1993 to establish the Treasury payments account at the Bank of Italy pursuant to Law 483/1993 and those issued in November 1994 to consolidate the suspense account referred to in the Ministerial Decree of 15.11.1994 (76.206 trillion lire); the latter securities, initially held in the Bank of Italy's portfolio, were the subject of a bond conversion transaction in December 2002. Following the decisions of Eurostat announced on 23 May 2005, the series includes securities issued by Infrastrutture S.p.A. to finance the construction of high-speed railway infrastructure. (ESA95: Sector S13, Instrument F332)

S191484M - GENERAL GOVERNMENT: DEPOSITS HELD WITH CENTRAL BANK AND INVESTMENTS OF LIQUID ASSETS - CHANGES

Consists of the Treasury payments account (Law 483/1993 and Ministerial Decree of 19.09.2005), the sinking fund

for the redemption of government securities (Law 432/1993 as amended by Decree Law 436/1994, reiterated several times and ratified by Law 110/1996), other time deposits, operations on behalf of the Treasury (OPTES) involving the investment of Treasury funds with the banking system (Decree of the Ministry for the Economy and Finance 25391, 25 October 2011) and, until November 1994, the Treasury's current account with the Bank of Italy and a suspense account (Law 483/1993).

S492133M - GENERAL GOVERNMENT: INVESTMENTS OF LIQUID ASSETS - CHANGES

The amounts generated by OPTES operations involving Treasury liquidity investments with the banking system under the new system for managing the Treasury's liquidity on deposit with the Bank of Italy (Ministry Decree 25391 of 25 October 2011). These operations are carried out by way of auctions or bilateral negotiation.

S767399M - GENERAL GOVERNMENT: OTHER FINANCING - CHANGES

The change in deposits held with the Bank of Italy and the proceeds of securitizations for the part considered to be loans according to the criteria established by Eurostat. As of December 2003, following the exclusion of Cassa depositi e prestiti S.p.A. from general government, up to August 2006, the series also includes the loans disbursed by Cassa depositi e prestiti S.p.A. to general government. Following Eurostat's decision of 31 July 2012, as of December 2005, the series also includes assignments without recourse to non-bank financial intermediaries.

S848329M - GENERAL GOVERNMENT: NET DISBURSEMENTS OF LOANS BY OTHER MONETARY FINANCIAL INSTITUTIONS

Disbursements of loans to general government by resident monetary financial institutions, the European Investment Bank and, as of September 2006, Cassa Depositi e Prestiti S.p.A.. Loans denominated in foreign currencies are converted using the exchange rate obtaining on the transaction settlement date. Following the decisions of Eurostat announced on 23 May 2005, the series includes loans raised by Infrastrutture S.p.A. to finance the construction of high-speed railway infrastructure, net of the part of the specific-purpose loans not yet disbursed by Cassa Depositi e Prestiti S.p.A. and included in the deposits in the supervisory reports. (ESA95: Sector S13, Instrument F4)

S969486M - GENERAL GOVERNMENT:
TRANSACTIONS IN DEBT INSTRUMENTS

The change in general government financial liabilities.

**TCCE0155 - FINANCING OF THE GENERAL
GOVERNMENT BORROWING
REQUIREMENT: BY SUBSECTOR**

S008424M - CENTRAL GOVERNMENT: NET
DISBURSEMENTS OF LOANS BY OTHER MONETARY
FINANCIAL INSTITUTIONS

Net disbursements of loans by resident monetary financial institutions, the European Investment Bank and, as of September 2006, Cassa Depositi e Prestiti S.p.A. to be redeemed by central government. Loans denominated in foreign currencies are converted using the exchange rate obtaining on the transaction settlement date. Following the decisions of Eurostat announced on 23 May 2005, the series includes loans raised by Infrastrutture S.p.A. to finance the construction of high-speed railway infrastructure, net of the part of the specific-purpose loans not yet disbursed by Cassa Depositi e Prestiti S.p.A. and included in the deposits in the supervisory reports. (ESA95: Sector S1311, Instrument F4).

S029605M - GENERAL GOVERNMENT: FINANCING OF
THE GROSS BORROWING REQUIREMENT

Balance of the change in general government liabilities, excluding those that are assets of general government entities, and the change in deposits held with the Bank of Italy and Treasury liquidity investments.

S047996M - LOCAL GOVERNMENT: NET
DISBURSEMENTS OF LOANS BY OTHER MONETARY
FINANCIAL INSTITUTIONS

Net disbursements of loans by resident monetary financial institutions, the European Investment Bank and, as of September 2006, Cassa Depositi e Prestiti S.p.A. to be redeemed by local government. Loans denominated in foreign currencies are converted using the exchange rate obtaining on the transaction settlement date, net of the part of the specific-purpose loans not yet disbursed by Cassa Depositi e Prestiti S.p.A. and included in the deposits in the supervisory reports. (ESA95: Sector S1313, Instrument F4).

S112869M - CENTRAL GOVERNMENT: SECURITIES -
NET ISSUES

Net issues of securities made by central government and not subscribed by general government entities. Gross issues are valued net of issue discounts and placement

commissions, except for BOTs, which are included at nominal value; redemptions are included at nominal value, except for commercial paper and CTZs, for which the principal amount is included. For securities denominated in foreign currencies, the conversion is made using the exchange rate obtaining on the issue/redemption date. Account is also taken of swaps. The series also includes securities issued for the settlement of past debts, those issued by former autonomous government agencies to be redeemed by the state, those issued in December 1993 to establish the Treasury payments account at the Bank of Italy pursuant to Law 483/1993 and those issued in November 1994 to consolidate the suspense account referred to in the Ministerial Decree of 15.11.1994 (76.206 trillion lire); the latter securities, initially held in the Bank of Italy's portfolio, were the subject of a bond conversion transaction in December 2002. Following the decisions of Eurostat announced on 23 May 2005, the series includes securities issued by Infrastrutture S.p.A. to finance the construction of high-speed railway infrastructure. (ESA95: Sector S1311, Instrument F33)

S173815M - LOCAL GOVERNMENT: SECURITIES - NET
ISSUES

Net issues of securities made by local government and not subscribed by general government entities. Gross issues are valued net of issue discounts and placement commissions; redemptions are included at nominal value. For securities denominated in foreign currencies, the conversion is made using the exchange rate obtaining on the issue/redemption date. Account is also taken of swaps. (ESA95: Sector S1313, Instrument F33)

S344502M - GENERAL GOVERNMENT: GROSS
BORROWING REQUIREMENT FINANCING ABROAD

Change in liabilities financed abroad (net issues in foreign financial centres and net disbursements of loans by non-resident institutions).

S794710M - CENTRAL GOVERNMENT: FINANCING OF
THE GROSS BORROWING REQUIREMENT

Balance of the change in central government liabilities, excluding those that are assets of general government entities, and the change in deposits held with the Bank of Italy. State transfers to other general government entities contribute to the formation of the central government borrowing requirement.

S855825M - LOCAL GOVERNMENT: FINANCING OF THE ADDITIONAL GROSS BORROWING REQUIREMENTS AFTER CONSOLIDATION

Change in local government liabilities, excluding those that are assets of general government entities. It reflects exclusively the need for additional financing with respect to provided by state transfers.

S873945M - SOCIAL SECURITY INSTITUTIONS: FINANCING OF THE ADDITIONAL GROSS BORROWING REQUIREMENT AFTER CONSOLIDATION

Change in social security institutions liabilities, excluding those that are assets of general government entities. It reflects exclusively the need for additional financing with respect to provided by state transfers.

TCCE0175 - GENERAL GOVERNMENT DEBT: BY INSTRUMENT**S050580M - GENERAL GOVERNMENT: GROSS DEBT WITH INITIAL MATURITY OVER ONE YEAR**

The sum of general government financial liabilities with a maturity of more than one year, excluding those that are assets of general government entities. The aggregate is calculated according to the methodological criteria established in European Council Regulation no. 479/2009. (ESA95: Sector S13, Instruments F2, F33 and F4)

S319464M - GENERAL GOVERNMENT: GROSS DEBT

The sum of general government financial liabilities, excluding those that are assets of general government entities. The aggregate is calculated according to the methodological criteria established in European Council Regulation no. 479/2009. (ESA95: Sector S13, Instruments F2, F33 and F4).

S352384M - GENERAL GOVERNMENT: LOANS FROM OTHER MONETARY FINANCIAL INSTITUTIONS

Loans disbursed to general government by resident monetary financial institutions, the European Investment Bank and, as of September 2006, Cassa Depositi e Prestiti S.p.A.. Loans denominated in foreign currencies are converted using the end-of-period exchange rate. Following the decisions of Eurostat announced on 23 May 2005, the series includes loans raised by Infrastrutture S.p.A. to finance the construction of high-speed railway infrastructure, net of the part of the specific-purpose loans not yet disbursed by Cassa Depositi e Prestiti S.p.A. and included in the deposits in the supervisory reports. (ESA95: Sector S13, Instrument F4).

S432714M - GENERAL GOVERNMENT: OTHER VARIABLE INTEREST RATE INSTRUMENTS WITH INITIAL MATURITY OVER 1 YEAR

The sum of general government variable rate financial liabilities with initial maturity of more than one year, excluding those that are assets of general government entities. The aggregate is calculated according to the methodological criteria established in European Council Regulation no. 479/2009. (ESA95: Sector S13, Instruments F33 and F4)

S441461M - CENTRAL GOVERNMENT: MEDIUM AND LONG-TERM LOANS IN DOMESTIC CURRENCY FROM EUROPEAN FINANCIAL STABILITY FACILITY (EFSF)

Loans granted to countries belonging to the Economic and Monetary Union via the European Financial Stability Facility. (ESA95: Sector S13, Instrument F4)

S571730M - GENERAL GOVERNMENT: SHORT-TERM SECURITIES

Securities with an initial maturity equal to or less than one year issued by general government and not subscribed by general government entities. The securities are included at nominal value. For securities denominated in foreign currencies, the conversion is made using the end-of- period exchange rate. Account is also taken of swaps. (ESA95: Sector S13, Instrument F331)

S592437M - GENERAL GOVERNMENT: POST OFFICE FUNDS

As of December 2013, following the exclusion of Cassa depositi e prestiti from general government, Post Office funds include only the part pertaining to Ministry for the Economy and Finance. This comprises ordinary and fixed-term post office savings certificates, and Post Office current accounts.

S605216M - GENERAL GOVERNMENT: MEDIUM AND LONG-TERM SECURITIES

Securities with an initial maturity of more than one year issued by general government and not subscribed by general government entities. The securities are included at nominal value. For securities denominated in foreign currencies, the conversion is made using the end-of- period exchange rate. Account is also taken of swaps. The series also includes securities issued for the settlement of past debts, those issued by former autonomous government agencies to be redeemed by the state and those issued in December 1993 to establish the Treasury payments account at the Bank of Italy pursuant

to Law 483/1993 and those issued in November 1994 to consolidate the suspense account referred to in the Ministerial Decree of 15.11.1994 (76.206 trillion lire); the latter securities, initially held in the Bank of Italy's portfolio, were the subject of a bond conversion transaction in December 2002. Following the decisions of Eurostat announced on 23 May 2005, the series includes securities issued by Infrastrutture S.p.A. to finance the construction of high-speed railway infrastructure. (ESA95: Sector S13, Instrument F332)

S944476M - CENTRAL GOVERNMENT: CURRENCY AND DEPOSITS (LIABILITIES) IN DOMESTIC CURRENCY

Post Office funds, coins in circulation and deposits held with the Treasury by entities outside general government. As of December 2003, following the exclusion of Cassa Depositi e Prestiti from general government, Post Office funds include only the part pertaining to Ministry for the Economy and Finance. This comprises ordinary and fixed-term post office savings certificates, and Post Office current accounts. Following the decisions of Eurostat announced on 23 May 2005, the series includes the prepayments of taxes by tax collection agencies (Decree Law 341/2003 ratified by Law 31/2004 and Decree Law 282/2004 ratified by Law 307/2004). (ESA95: Sector S13, Instrument F2)

S989347M - GENERAL GOVERNMENT: OTHER LIABILITIES

Liabilities to the Bank of Italy and the proceeds of securitizations for the part considered to be loans according to the criteria established by Eurostat. As of December 2003, following the exclusion of Cassa Depositi e Prestiti S.p.A. from general government, up to August 2006, the series also includes the loans disbursed by Cassa Depositi e Prestiti S.p.A. to general government net of the part of the specific-purpose loans not yet disbursed and included in the deposits in the supervisory reports. Following Eurostat's decision of 31 July 2012, as of December 2005, the series includes assignments without recourse to non-bank financial intermediaries. The series also includes loans granted to countries belonging to the Economic and Monetary Union via the European Financial Stability Facility. (ESA95: Sector S13, Instrument F4).

TCCE0200 - GENERAL GOVERNMENT DEBT: BY HOLDING SECTOR

S177952M - GENERAL GOVERNMENT: GROSS DEBT HELD BY CENTRAL BANK

The share of general government financial liabilities

held by the Bank of Italy. The aggregate is calculated according to the methodological criteria established in European Council Regulation no. 479/2009. (ESA95: Sector S121, Instruments F2 and F33)

S188615M - GENERAL GOVERNMENT: SECURITIES HELD BY CENTRAL BANK

The share of securities issued by general government held by the Bank of Italy. The series includes the securities acquired by the Bank of Italy under the Securities Markets Programme. (ESA95: Sector S121, Instrument F33)

S240301M - GENERAL GOVERNMENT: GROSS DEBT HELD BY OTHER MONETARY FINANCIAL INSTITUTIONS

The share of general government financial liabilities held by other monetary financial institutions. The aggregate is calculated according to the methodological criteria established in European Council Regulation no. 479/2009. (ESA95: Sector S122, Instruments F33 and F4)

S299179M - GENERAL GOVERNMENT: SECURITIES HELD BY OTHER MONETARY FINANCIAL INSTITUTIONS

The share of securities issued by general government held by other monetary financial institutions. (ESA95: Sector S122, Instrument F33)

S319464M - GENERAL GOVERNMENT: GROSS DEBT

The sum of general government financial liabilities, excluding those that are assets of general government entities. The aggregate is calculated according to the methodological criteria established in European Council Regulation no. 479/2009. (ESA95: Sector S13, Instruments F2, F33 and F4).

S382950M - GENERAL GOVERNMENT: GROSS DEBT HELD BY OTHER FINANCIAL INSTITUTIONS

The share of general government financial liabilities held by other financial institutions. The aggregate is calculated according to the methodological criteria established in European Council Regulation no. 479/2009. (ESA95: Sectors S123, S124 and S125, Instruments F33 and F4).

S439258M - GENERAL GOVERNMENT: SECURITIES HELD BY OTHER FINANCIAL INSTITUTIONS

The share of securities issued by general government held by other financial institutions. (ESA95: Sectors S123, S124 and S125, Instrument F33)

S501942M - GENERAL GOVERNMENT: GROSS DEBT HELD BY OTHER RESIDENTS

The share of general government financial liabilities held by other residents not belonging to general government. The aggregate is calculated as a residual according to the methodological criteria established in European Council Regulation no. 479/2009. (ESA95: Sectors S11, S14 and S15, Instruments F2, F33 and F4).

S533285M - GENERAL GOVERNMENT: SECURITIES HELD BY OTHER RESIDENTS

The share of general government securities held by other residents not belonging to general government. The aggregate is calculated as a residual. (ESA95: Sectors S11, S14 and S15, Instrument F33)

S569014M - GENERAL GOVERNMENT: GROSS DEBT HELD BY NON-RESIDENTS

The share of general government financial liabilities held by non-residents. The aggregate is partly estimated on the basis of information contained in reports for the calculation of the Balance of payment; it includes loans granted to countries belonging to EMU via the European Financial Stability Facility. The aggregate is calculated according to the methodological criteria established in European Council Regulation no. 479/2009. As of December 2008, the data are collected on a share-by-share basis, at nominal value and include shares subscribed by the Eurosystem, apart from the Bank of Italy, under the Securities Markets Programme. (ESA95: Sector S2, Instruments F33 and F4).

S586188M - GENERAL GOVERNMENT: SECURITIES HELD BY NON-RESIDENTS

The share of general government securities held by non-residents. The aggregate is partly estimated on the basis of information contained in the Balance of payment report. As of December 2008, the data are collected on a share-by-share basis, at nominal value and include shares subscribed by the Eurosystem, apart from the Bank of Italy, under the Securities Markets Programme. (ESA95: Sector S2, Instrument F33).

TCCE0225 - GENERAL GOVERNMENT DEBT: BY SUBSECTOR**S079329M - CENTRAL GOVERNMENT: UNCONSOLIDATED GROSS DEBT**

The sum of central government financial liabilities (excluding those held by that subsector), including those that

are assets of entities belonging to the other subsectors of general government. The aggregate is calculated according to the methodological criteria established in European Council Regulation no. 479/2009. (ESA95: Sector S1311, Instruments F2, F33 and F4)

S102740M - CENTRAL GOVERNMENT: CONSOLIDATING ITEMS

Central government financial liabilities that are assets of entities belonging to other subsectors of general government. The aggregate is calculated according to the methodological criteria established in European Council Regulation no. 479/2009.

S139396M - LOCAL GOVERNMENT: UNCONSOLIDATED GROSS DEBT

The sum of local government financial liabilities (excluding those held by that subsector), including those that are assets of entities belonging to the other subsectors of general government. The aggregate is calculated according to the methodological criteria established in European Council Regulation no. 479/2009. (ESA95: Sector S1313, Instruments F33 and F4)

S148651M - LOCAL GOVERNMENT: CONSOLIDATING ITEMS

Local government financial liabilities that are assets of entities belonging to the other subsectors of general government. The aggregate is calculated according to the methodological criteria established in European Council Regulation no. 479/2009.

S159481M - SOCIAL SECURITY INSTITUTIONS: UNCONSOLIDATED GROSS DEBT

The sum of the financial liabilities of social security institutions (excluding those held by that subsector), including those that are assets of entities belonging to the other subsectors of general government. The aggregate is calculated according to the methodological criteria established in European Council Regulation no. 479/2009. (ESA95: Sector S1314, Instrument F4)

S167668M - SOCIAL SECURITY FUNDS: CONSOLIDATING ITEMS

Financial liabilities of social security institutions that are assets of entities belonging to the other subsectors of general government. The aggregate is calculated according to the methodological criteria established in European Council Regulation no. 479/2009.

S288236M - CENTRAL GOVERNMENT: LOANS FROM OTHER MONETARY FINANCIAL INSTITUTIONS

Loans disbursed by resident monetary financial institutions, the European Investment Bank and, as of September 2006, Cassa Depositi e Prestiti S.p.A. to be redeemed by the state. Loans denominated in foreign currencies are converted using the end-of-period exchange rate. Following the decisions of Eurostat announced on 23 May 2005, the series loans raised by Infrastrutture S.p.A. to finance the construction of high-speed railway infrastructure, net of the part of the specific-purpose loans not yet disbursed by Cassa Depositi e Prestiti S.p.A. and included in the deposits in the supervisory reports. (ESA95: Sector S1311, Instrument F4).

S308890M - LOCAL GOVERNMENT: LOANS FROM OTHER MONETARY FINANCIAL INSTITUTIONS

Loans disbursed by resident monetary financial institutions, the European Investment Bank and, as of September 2006, Cassa Depositi e Prestiti S.p.A. to be redeemed by local government. Loans denominated in foreign currencies are converted using the end-of-period exchange rate, net of the part of the specific-purpose loans not yet disbursed by Cassa Depositi e Prestiti S.p.A. and included in the deposits in the supervisory reports. (ESA95: Sector S1313, Instrument F4).

S319464M - GENERAL GOVERNMENT: GROSS DEBT

The sum of general government financial liabilities, excluding those that are assets of general government entities. The aggregate is calculated according to the methodological criteria established in European Council Regulation no. 479/2009. (ESA95: Sector S13, Instruments F2, F33 and F4).

S493639M - SOCIAL SECURITY INSTITUTIONS: GROSS DEBT

The sum of the financial liabilities of social security institutions, excluding those that are assets of general government entities. The aggregate is calculated according to the methodological criteria established in European Council Regulation no. 479/2009. (ESA95: Sector S1314, Instrument F4).

S554881M - CENTRAL GOVERNMENT: SECURITIES

Securities issued by central government and not subscribed by general government entities. They are included at nominal value. For securities denominated in foreign currencies, the conversion is made using the end-of-

period exchange rate. Account is also taken of swaps. The series also includes securities issued for the settlement of past debts, those issued by former autonomous government agencies to be redeemed by the state and those issued in December 1993 to establish the Treasury payments account at the Bank of Italy pursuant to Law 483/1993 and those issued in November 1994 to consolidate the suspense account referred to in the Ministerial Decree of 15.11.1994 (76.206 trillion lire); the latter securities, initially held in the Bank of Italy's portfolio, were the subject of a bond conversion transaction in December 2002. Following the decisions of Eurostat announced on 23 May 2005, the series includes securities issued by Infrastrutture S.p.A. to finance the construction of high-speed railway infrastructure. (ESA95: Sector S1311, Instrument F33)

S595969M - LOCAL GOVERNMENT: SECURITIES

Securities issued by local government and not subscribed by general government entities. They are included at nominal value. For securities denominated in foreign currencies, the conversion is made using the end-of-period exchange rate. Account is also taken of swaps. (ESA95: Sector S1313, Instrument F33)

S630911M - CENTRAL GOVERNMENT: GROSS DEBT

The sum of central government financial liabilities, excluding those that are assets of general government entities. The aggregate is calculated according to the methodological criteria established in European Council Regulation no. 479/2009. (ESA95: Sector S1311, Instruments F2, F33 and F4).

S653442M - LOCAL GOVERNMENT: GROSS DEBT

The sum of local government financial liabilities, excluding those that are assets of general government entities. The aggregate is calculated according to the methodological criteria established in European Council Regulation no. 479/2009. (ESA95: Sector S1313, Instruments F33 and F4).

TCCE0250 - LOCAL GOVERNMENT DEBT: BY SUBSECTOR AND INSTRUMENT**S222859M - PROVINCES: SECURITIES**

Securities issued by provinces and metropolitan areas and not subscribed by general government entities. For securities denominated in foreign currencies, the conversion is made using the end-of-period exchange rate. Account is also taken of swaps.

S254411M - PROVINCES: LOANS FROM OTHER MONETARY FINANCIAL INSTITUTIONS AND CDP S.p.A.

Loans disbursed by resident monetary financial institutions, Depositi e Prestiti S.p.A. and the European Investment Bank to be redeemed by provinces and metropolitan areas. Loans denominated in foreign currencies are converted using the end-of-period exchange rate, net of the part of the specific-purpose loans not yet disbursed by Cassa Depositi e Prestiti S.p.A. and included in the deposits in the supervisory reports.

S274087M - MUNICIPALITIES: GROSS DEBT

The sum of the financial liabilities of municipalities and unions of municipalities excluding those that are assets of general government entities. The aggregate is calculated according to the methodological criteria established in European Council Regulation no. 479/2009.

S291319M - MUNICIPALITIES: SECURITIES

Securities issued by municipalities and unions of municipalities and not subscribed by general government entities. For securities denominated in foreign currencies, the conversion is made using the end-of-period exchange rate. Account is also taken of swaps.

S303852M - MUNICIPALITIES: LOANS FROM OTHER MONETARY FINANCIAL INSTITUTIONS AND CDP S.p.A.

Loans disbursed by resident monetary financial institutions, Depositi e Prestiti S.p.A. and the European Investment Bank to be redeemed by municipalities and unions of municipalities. Loans denominated in foreign currencies are converted using the end-of-period exchange rate, net of the part of the specific-purpose loans not yet disbursed by Cassa Depositi e Prestiti S.p.A. and included in the deposits in the supervisory reports.

S599075M - REGIONS AND AUTONOMOUS PROVINCES: GROSS DEBT

The sum of the financial liabilities of regions, excluding those that are assets of general government entities. The aggregate is calculated according to the methodological criteria established in European Council Regulation no. 479/2009. The series also includes the liabilities in connection with securitizations of receivables from health-sector bodies.

S612101M - REGIONS AND AUTONOMOUS PROVINCES: SECURITIES

Securities issued by regions and not subscribed by general government entities. They are included at nominal

value. For securities denominated in foreign currencies, the conversion is made using the end-of-period exchange rate. Account is also taken of swaps.

S645440M - REGIONS AND AUTONOMOUS: LOANS FROM OTHER MONETARY FINANCIAL INSTITUTIONS AND CDP S.p.A.

Loans disbursed by resident monetary financial institutions, Cassa Depositi e Prestiti S.p.A. and the European Investment Bank to be redeemed by regions. Loans denominated in foreign currencies are converted using the end-of-period exchange rate, net of the part of the specific-purpose loans not yet disbursed by Cassa Depositi e Prestiti S.p.A. and included in the deposits in the supervisory reports.

S653442M - LOCAL GOVERNMENT: GROSS DEBT

The sum of local government financial liabilities, excluding those that are assets of general government entities. The aggregate is calculated according to the methodological criteria established in European Council Regulation no. 479/2009. (ESA95: Sector S1313, Instruments F33 and F4).

S737731M - OTHER LOCAL GOVERNMENT: GROSS DEBT

The sum of the financial liabilities of other local government entities, excluding those that are assets of general government entities. The aggregate is calculated according to the methodological criteria established in European Council Regulation no. 479/2009.

S893669M - PROVINCES: GROSS DEBT

The sum of the financial liabilities of provinces and metropolitan areas excluding those that are assets of general government entities. The aggregate is calculated according to the methodological criteria established in European Council Regulation no. 479/2009.

TCCE0275 - LOCAL GOVERNMENT DEBT: BY GEOGRAPHICAL AREA

S653442M - LOCAL GOVERNMENT: GROSS DEBT

The sum of local government financial liabilities, excluding those that are assets of general government entities. The aggregate is calculated according to the methodological criteria established in European Council Regulation no. 479/2009. (ESA95: Sector S1313, Instruments F33 and F4).

S775460M - LOCAL GOVERNMENT (NORTH-WEST): GROSS DEBT

The sum of the financial liabilities of local government entities located in the North-West, excluding those that are assets of general government entities. The aggregate is calculated according to the methodological criteria established in European Council Regulation no. 479/2009.

S785031M - LOCAL GOVERNMENT (NORTH-EAST): GROSS DEBT

The sum of the financial liabilities of local government entities located in the North-East, excluding those that are assets of general government entities. The aggregate is calculated according to the methodological criteria established in European Council Regulation no. 479/2009.

S791946M - LOCAL GOVERNMENT (CENTRE): GROSS DEBT

The sum of the financial liabilities of local government entities located in the Centre, excluding those that are assets of general government entities. The aggregate is calculated according to the methodological criteria established in European Council Regulation no. 479/2009.

S800808M - LOCAL GOVERNMENT (SOUTH): GROSS DEBT

The sum of the financial liabilities of local government entities located in the South, excluding those that are assets of general government entities. The aggregate is calculated according to the methodological criteria established in European Council Regulation no. 479/2009.

S837146M - LOCAL GOVERNMENT (ISLANDS): GROSS DEBT

The sum of the financial liabilities of local government entities located in the Islands, excluding those that are assets of general government entities. The aggregate is calculated according to the methodological criteria established in European Council Regulation no. 479/2009.

TCCE0300 - GENERAL GOVERNMENT DEBT AND DEPOSITS**S202988M - GENERAL GOVERNMENT: DEPOSITS HELD WITH CENTRAL BANK**

Consists mainly of the Treasury payments account (Law 483/1993 and Ministerial Decree of 19.09.2005), the sinking fund for the redemption of government securities (Law 432/1993 as amended by Decree Law 436/1994, reiterated several times and ratified by Law 110/1996) and other time

deposits.

S319464M - GENERAL GOVERNMENT: GROSS DEBT

The sum of general government financial liabilities, excluding those that are assets of general government entities. The aggregate is calculated according to the methodological criteria established in European Council Regulation no. 479/2009. (ESA95: Sector S13, Instruments F2, F33 and F4).

S329544M - GENERAL GOVERNMENT: DEPOSITS HELD WITH CENTRAL BANK AND INVESTMENTS OF LIQUID ASSETS

Consists of the Treasury payments account (Law 483/1993 and Ministerial Decree of 19.09.2005), the sinking fund for the redemption of government securities (Law 432/1993 as amended by Decree Law 436/1994, reiterated several times and ratified by Law 110/1996), other time deposits, operations on behalf of the Treasury (OPTES) involving the investment of Treasury funds with the banking system (Decree of the Ministry for the Economy and Finance 25391, 25 October 2011) and, until November 1994, the Treasury's current account with the Bank of Italy and a suspense account (Law 483/1993).

S371683M - TREASURY PAYMENTS ACCOUNT

The Treasury payments account (Law 483/1993).

S399281M - SINKING FUND FOR THE REDEMPTION OF GOVERNMENT SECURITIES

The sinking fund for the redemption of government securities (Law 432/1993 as amended by Decree Law 436/1994, reiterated several times and ratified by Law 110/1996).

S411680M - GENERAL GOVERNMENT: OTHER DEPOSITS HELD WITH CENTRAL BANK

Other time deposits. Consists mainly of the Treasury's current account, instituted under the convention between the Bank of Italy and the counterparties admitted to the operations on behalf of the Treasury (OPTES) (Decree of the Ministry for the Economy and Finance 25391, 25 October 2011).

S418613M - GENERAL GOVERNMENT - INVESTMENTS OF LIQUID ASSETS

The amounts generated by OPTES operations involving Treasury liquidity investments with the banking system under the new system for managing the Treasury's liquidity on deposit with the Bank of Italy. These operations are

carried out by way of auctions or bilateral negotiation. (Ministry Decree 25391 of 25 October 2011).

S452657M - CENTRAL GOVERNMENT: LOANS TO UME MEMBER STATES (BILATERAL OR THROUGH THE FINANCIAL STABILITY FACILITY (EFSF))

Loans granted to countries belonging to the Economic and Monetary Union both bilaterally and via the European Financial Stability Facility. (ESA95: Sector S2, Instrument F4)

S687961M - GENERAL GOVERNMENT: DEBT NET OF DEPOSITS HELD WITH CENTRAL BANK AND INVESTMENTS OF LIQUID ASSETS

The sum of the financial liabilities of general government, excluding those that are assets of general government entities, net of deposits held with the Bank of Italy and OPTES operations involving the Treasury liquidity investments with the banking system. The aggregate is calculated according to the methodological criteria established in European Council Regulation no. 479/2009.

S752783M - GENERAL GOVERNMENT: DEPOSITS HELD WITH OTHER RESIDENT MONETARY FINANCIAL INSTITUTIONS

The sum of general government deposits held with resident monetary financial institutions. Does not include OPTES operations involving Treasury liquidity investments with resident banks and part of the specific-purpose loans not yet disbursed by Cassa Depositi e Prestiti S.p.A. and included in the deposits in the supervisory reports.

TCCE0325 - GENERAL GOVERNMENT DEBT: BY RESIDUAL MATURITY

S319464M - GENERAL GOVERNMENT: GROSS DEBT

The sum of general government financial liabilities, excluding those that are assets of general government entities. The aggregate is calculated according to the methodological criteria established in European Council Regulation no. 479/2009. (ESA95: Sector S13, Instruments F2, F33 and F4).

S381602M - GENERAL GOVERNMENT: GROSS DEBT WITH RESIDUAL MATURITY OVER 1 AND UP TO 5 YEARS

The sum of general government financial liabilities with residual maturity of between 1 and 5 years, excluding those that are assets of general government entities. Until November 2008 the residual maturity of the loans is estimated on the basis of that of the securities; until August

2010 the residual maturity of the loans disbursed by Cassa Depositi e Prestiti is estimated on the basis of that of the loans of MFIs. The aggregate is calculated according to the methodological criteria established in European Council Regulation no. 479/2009. (ESA95: Sector S13, Instruments F2, F33 and F4)

S388595M - GENERAL GOVERNMENT: VARIABLE INTEREST RATE INSTRUMENTS WITH RESIDUAL MATURITY OVER 1 AND UP 5 YEARS

The sum of general government variable rate financial liabilities with residual maturity of between 1 and 5 years, excluding those that are assets of general government entities. Until November 2008 the residual maturity of the loans is estimated on the basis of that of the securities; until August 2010 the residual maturity of the loans disbursed by Cassa Depositi e Prestiti is estimated on the basis of that of the loans of MFIs. The aggregate is calculated according to the methodological criteria established in European Council Regulation no. 479/2009. (ESA95: Sector S13, Instruments F2, F33 and F4)

S401566M - GENERAL GOVERNMENT: GROSS DEBT WITH RESIDUAL MATURITY OVER 5 YEARS

The sum of general government financial liabilities with residual maturity of more than 5 years, excluding those that are assets of general government entities. Until November 2008 the residual maturity of the loans is estimated on the basis of that of the securities; until August 2010 the residual maturity of the loans disbursed by Cassa Depositi e Prestiti is estimated on the basis of that of the loans of MFIs. The aggregate is calculated according to the methodological criteria established in European Council Regulation no. 479/2009. (ESA95: Sector S13, Instruments F2, F33 and F4)

S416526M - GENERAL GOVERNMENT: VARIABLE INTEREST RATE INSTRUMENTS WITH RESIDUAL MATURITY OVER 5 YEARS

The sum of general government variable rate financial liabilities with residual maturity of less than one year, excluding those that are assets of general government entities. Until November 2008 the residual maturity of the loans is estimated on the basis of that of the securities; until August 2010 the residual maturity of the loans disbursed by Cassa Depositi e Prestiti is estimated on the basis of that of the loans of MFIs. The aggregate is calculated according to the methodological criteria established in European Council Regulation no. 479/2009. (ESA95: Sector S13, Instruments F2, F33 and F4)

S426962M - GENERAL GOVERNMENT: AVERAGE RESIDUAL MATURITY OF GROSS DEBT

The average residual maturity in years of general government financial liabilities, excluding those that are assets of general government entities. Until November 2008 the residual maturity of the loans is estimated on the basis of that of the securities; until August 2010 the residual maturity of the loans disbursed by Cassa Depositi e Prestiti is estimated on the basis of that of the loans of MFIs. The aggregate is calculated according to the methodological criteria established in European Council Regulation no. 479/2009. (ESA95: Sector S13, Instruments F2, F33 and F4)

S897714M - GENERAL GOVERNMENT: GROSS DEBT WITH RESIDUAL MATURITY UP TO 1 YEAR

The sum of general government financial liabilities with residual maturity of less than 1 year, excluding those that are assets of general government entities. Until November 2008 the residual maturity of the loans is estimated on the basis of that of the securities; until August 2010 the residual maturity of the loans disbursed by Cassa Depositi e Prestiti is estimated on the basis of that of the loans of MFIs. The aggregate is calculated according to the methodological criteria established in European Council Regulation no. 479/2009. (ESA95: Sector S13, Instruments F2, F33 and F4)

GENERAL INFORMATION

- I - Unless indicated otherwise, figures have been computed by the Bank of Italy.
- II - Symbols and Conventions:
- the phenomenon in question does not occur;
 - the phenomenon occurs but its value is not known;
 - .. the value is known but is nil or less than half the final digit shown.
- Figures in parentheses in roman type () are provisional, those in parentheses in italics () are estimated.
- III - The tables are identified both by a number and by an alphanumeric code that defines the content of the table in the database in the electronic archive in which information to be released to the public is held. A similar code identifies the different aggregates shown in each table.
- IV - The methodological notes in the last part of the Supplement are identified by electronic codes that refer to the tables and, within each table, to the individual aggregates. Notes that refer to a single observation are also identified by the date of that observation.

SUPPLEMENTS TO THE STATISTICAL BULLETIN

Money and Banking (monthly)

The Financial Market (monthly)

The Public Finances, borrowing requirement and debt (monthly)

Balance of Payments and International Investment Position (monthly)

Financial Accounts (quarterly)

Payment System (half yearly)

Public Finance Statistics in the European Union (annual)

Local Government Debt (annual)

Household Wealth in Italy (annual)

Sample Surveys (irregular)

Methodological Notes (irregular)

All the supplements are available on the Bank of Italy's site (www.bancaditalia.it).

Requests for clarifications concerning data contained in this publication can be sent by e-mail to statistiche@bancaditalia.it

