



BANCA D'ITALIA
EUROSISTEMA

Supplements to the Statistical Bulletin

Monetary and Financial Indicators

The Public Finances,
borrowing requirement and debt

New series

Volume XIX - 12 January 2009

Number

3

CONTENTS

Notice to reader

Table 1 – (TCCE0100)– Formation of the general government borrowing requirement

Table 2 – (TCCE0125)– Financing of the general government borrowing requirement: by instrument

Table 3 – (TCCE0155)– Financing of the general government borrowing requirement: by subsector

Table 4 – (TCCE0175)– General government debt: by instrument

Table 5 – (TCCE0200)– General government debt: by holding sector

Table 6 – (TCCE0225)– General government debt: by subsector

Table 7 – (TCCE0250)– Local government debt: by subsector and instrument

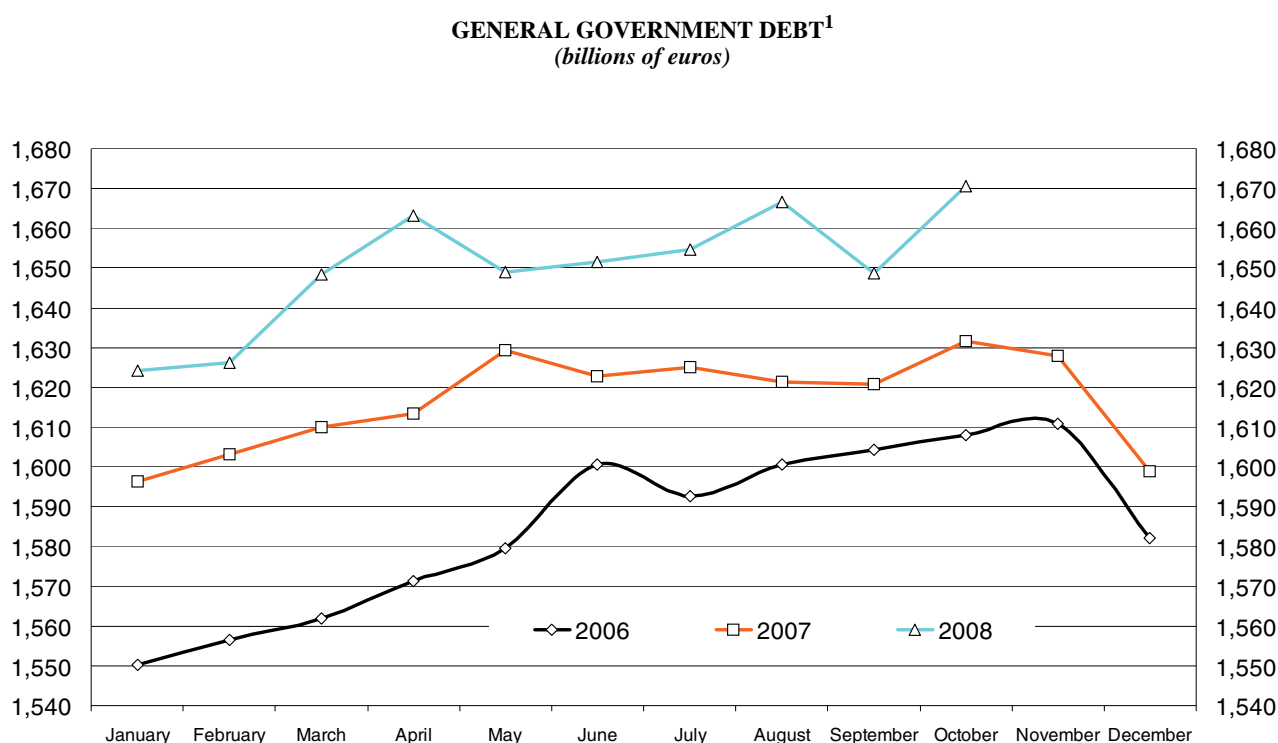
Table 8 – (TCCE0275)– Local government debt: by geographical area

Table 9 – (TCCE0300)– General government debt and deposits

Methodological appendix

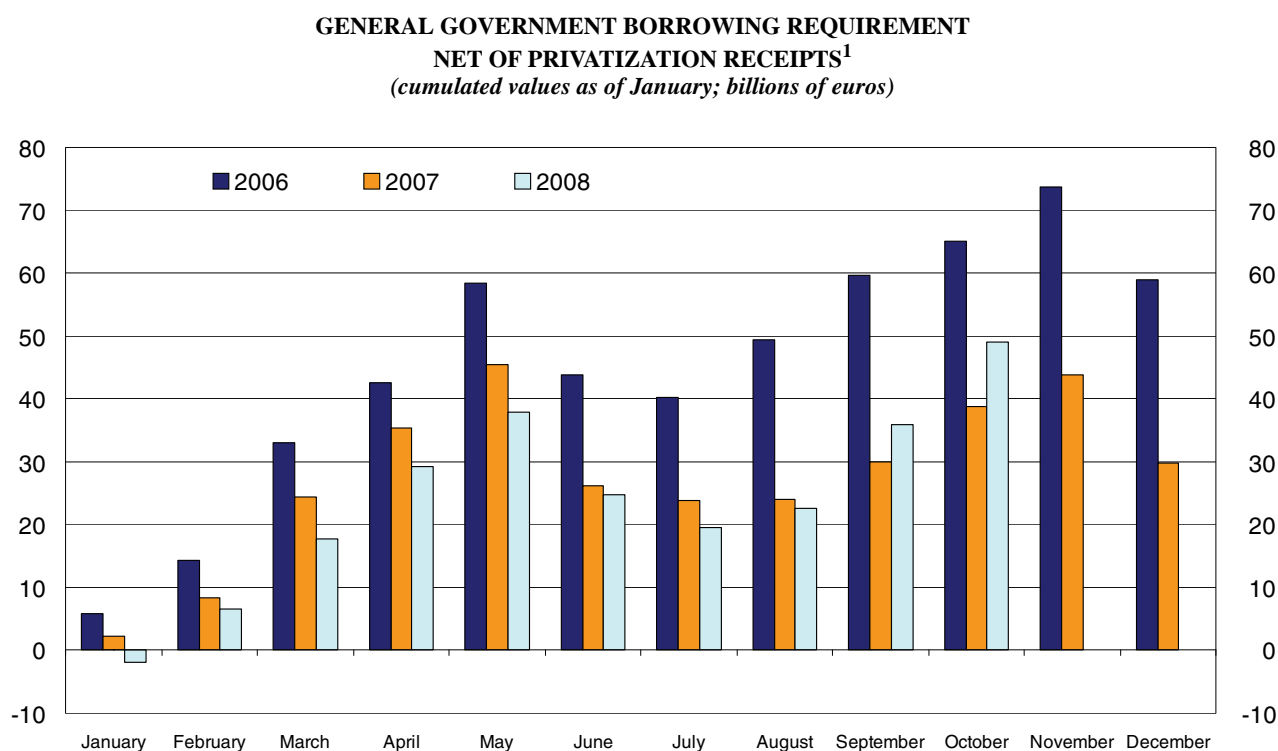
General information

Figure 1



(1) See methodological appendix.

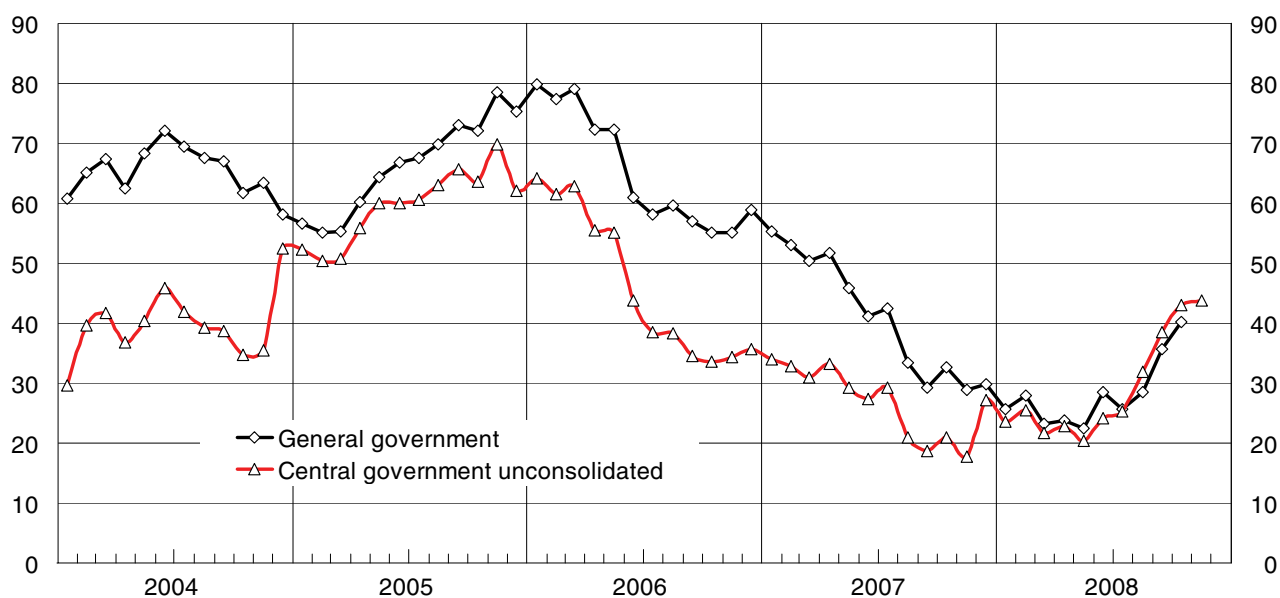
Figure 2



(1) See methodological appendix.

Figure 3

**GENERAL GOVERNMENT AND CENTRAL GOVERNMENT BORROWING
REQUIREMENT NET OF PRIVATIZATION RECEIPTS¹**
(cumulated values over the last 12 months; billions of euros)



(1) See methodological appendix.

Formation of the general government borrowing requirement

(millions of euros)

	Budget receipts			Budget payments			State budget balance	Other central government operations	
	Tax revenue (1)	Other revenue	Total	Current expenditure	Capital expenditure	Total		of which: Tax collection accounts (2)	
	S428475M	S511031M	S435198M	S476612M	S517254M	S381188M	S072090M	S070207M	S857863M
2006	390,938	24,110	415,048	409,605	37,971	447,576	-32,528	-3,164	750
2007	409,512	28,334	437,846	416,662	46,052	462,714	-24,868	(-1,118)	1,061
2006 - Dec.	74,764	3,102	77,866	86,022	7,867	93,889	-16,023	37,481	-272
2007 - Jan.	28,342	1,004	29,346	21,478	5,179	26,657	2,689	(-4,716)	-171
Feb.	25,165	4,884	30,049	33,452	1,092	34,544	-4,495	(1,169)	-471
Mar.	25,303	633	25,936	21,651	1,873	23,524	2,413	(-17,824)	-83
Apr.	25,005	860	25,864	38,715	1,600	40,315	-14,450	(3,497)	60
May	28,363	1,987	30,350	37,400	2,072	39,473	-9,123	(-1,298)	-33
June	47,722	2,412	50,134	34,686	4,092	38,777	11,357	(6,781)	330
July	36,294	1,303	37,597	36,812	3,441	40,253	-2,656	(7,047)	-123
Aug.	34,559	937	35,496	22,549	4,334	26,883	8,613	(-9,743)	-228
Sept.	22,863	1,947	24,809	15,494	1,676	17,169	7,640	(-13,365)	82
Oct.	28,069	2,164	30,233	35,418	3,706	39,124	-8,891	(1,176)	-66
Nov.	32,903	1,956	34,859	29,760	5,348	35,108	-248	(-4,128)	705
Dec.	74,924	8,247	83,172	89,247	11,640	100,887	-17,715	(30,284)	1,059
2008 - Jan.	(31,271)	(1,185)	(32,457)	(17,995)	(103)	(18,098)	(14,359)	(-12,999)	-1,618
Feb.	(27,902)	(1,443)	(29,345)	(50,086)	(9,905)	(59,991)	(-30,647)	(21,876)	-61
Mar.	(26,461)	(3,127)	(29,587)	(21,996)	(1,743)	(23,739)	(5,848)	(-17,516)	468
Apr.	(25,759)	(1,832)	(27,591)	(29,129)	(1,389)	(30,519)	(-2,928)	(-9,050)	-581
May	(28,940)	(2,534)	(31,474)	(41,480)	(2,382)	(43,862)	(-12,388)	(4,265)	470
June	(47,032)	(2,745)	(49,777)	(24,475)	(5,696)	(30,171)	(19,606)	(-5,122)	-349
July	(40,429)	(1,276)	(41,705)	(45,046)	(3,272)	(48,318)	(-6,613)	(10,221)	-13
Aug.	(31,686)	(2,096)	(33,782)	(39,194)	(1,322)	(40,516)	(-6,734)	(1,157)	-52
Sept.	(22,785)	(2,747)	(25,532)	(28,439)	(1,210)	(29,649)	(-4,117)	(-7,985)	67
Oct.	(29,572)	(1,614)	(31,186)	(29,273)	(4,306)	(33,579)	(-2,393)	(-9,756)	-37
Nov.	(32,746)	(1,982)	(34,728)	(32,597)	(3,534)	(36,132)	(-1,404)	316

(1) The revenues shown in this table do not correspond to the taxes actually paid. The monthly flows are observed with reference to the time receipts are entered in the state budget, which, since May 1998, and allocated to the various items of the state budget only some time afterwards. - (2) The flows shown under this heading refer to the changes in the balance of the "Tax collection accounts". A positive

Table 1
TCCE0100

Central government borrowing requirement	Local government borrowing requirement after consolidation	Borrowing requirement of social security institutions after consolidation	General government borrowing requirement	Privatization receipts (3)	Settlement of past debt (3)	GGBR net of debt settlement and privatization receipts	Memorandum item:
							Unconsolidated CGBR net of debt settlement and privatization receipts
S835207M	S888011M	S900166M	S922913M	S916545M	S676300M	S994979M	S926208M
-35,692	-23,131	..	-58,824	38	-243	-58,619	-35,578
(-25,987)	162	-530	(-26,355)	3,500	-2,420	(-27,436)	(-27,127)
21,458	-6,669	26	14,816	..	-38	14,854	21,840
(-2,027)	-158	-10	(-2,195)	..	-37	(-2,157)	(-1,962)
(-3,326)	590	-7	(-2,742)	3,500	-1	(-6,242)	(-6,963)
(-15,411)	-543	-12	(-15,965)	..	-2	(-15,963)	(-15,478)
(-10,953)	-50	19	(-10,984)	..	-2	(-10,982)	(-10,890)
(-10,421)	335	16	(-10,069)	..	-2	(-10,067)	(-10,466)
(18,138)	1,226	-14	(19,350)	..	-3	(19,352)	(18,106)
(4,391)	-2,110	-1	(2,280)	..	-88	(2,367)	(4,444)
(-1,130)	981	-29	(-178)	..	-2,002	(1,824)	(937)
(-5,725)	-268	21	(-5,973)	..	-4	(-5,969)	(-5,493)
(-7,716)	-1,079	-22	(-8,817)	..	-4	(-8,813)	(-7,644)
(-4,377)	413	-985	(-4,949)	..	-271	(-4,678)	(-4,172)
(12,569)	824	494	(13,887)	..	-4	(13,892)	(12,455)
(1,360)	(96)	(526)	(1,982)	..	(-6)	(1,987)	(1,572)
(-8,771)	(302)	(-23)	(-8,492)	..	(-3)	(-8,488)	(-8,777)
(-11,669)	(515)	(-1)	(-11,154)	..	(-5)	(-11,150)	(-11,739)
(-11,978)	(332)	(1)	(-11,645)	..	(-2)	(-11,643)	(-11,997)
(-8,123)	(-327)	(-200)	(-8,650)	..	(-19)	(-8,632)	(-8,121)
(14,484)	(-1,597)	(244)	(13,131)	..	(-9)	(13,140)	(14,367)
(3,608)	(1,927)	(-303)	(5,232)	..	(-7)	(5,239)	(3,327)
(-5,577)	(2,327)	(293)	(-2,957)	..	(-8)	(-2,949)	(-5,571)
(-12,102)	(-1,177)	(3)	(-13,277)	..	(-4)	(-13,272)	(-12,146)
(-12,150)	(-1,040)	(-10)	(-13,199)	(17)	(-191)	(-13,026)	(-12,157)
....	(-46)	(-4,932)

has not been the same as the time they are paid. In fact, as of May 1998, the main central government taxes are paid to the Treasury (and entered in the so-called "Tax collection accounts") flow indicates an increase in the balance (the taxes received exceeded those allocated to the state budget) and vice versa. - (3) Amounts with reference to central government.

Financing of the general government borrowing requirement: by instrument

(millions of euros)

	Currency and deposits		Short-term securities	Medium and long-term securities		MFI loans	Other transactions		General government borrowing requirement	
		<i>of which:</i>			<i>of which:</i>			<i>of which:</i>		<i>of which:</i>
		Post Office funds			Variable rate (CCTs)			Change in deposits with the Bank of Italy		Transactions in debt instruments
	<i>S129640M</i>	<i>S173286M</i>	<i>S151658M</i>	<i>S189357M</i>	<i>S205673M</i>	<i>S848329M</i>	<i>S767399M</i>	<i>S191484M</i>	<i>S029605M</i>	<i>S969486M</i>
2006	7,476	-4,957	4,847	33,105	-8,127	68,073	-54,677	-8,230	58,824	67,053
2007	-13,977	-28,447	5,562	22,516	50	-2,525	(14,779)	13,142	(26,355)	(13,213)
2006 - Nov.	-1,964	-553	2,895	2,173	1,255	-91	5,602	5,765	8,616	2,851
Dec.	-2,281	-471	-15,868	-20,068	-14,996	9,362	14,040	14,002	-14,816	-28,818
2007 - Jan.	3,209	-263	12,347	-1,820	-2,995	-96	(-11,445)	-11,383	(2,195)	(13,578)
Feb.	-2,029	204	3,027	5,059	1,998	235	(-3,549)	-3,489	(2,742)	(6,231)
Mar.	-2,718	-3,415	5,310	4,284	1,831	-400	(9,488)	9,120	(15,965)	(6,846)
Apr.	-4,256	-4,597	99	4,990	2,271	2,597	(7,554)	7,549	(10,984)	(3,435)
May	-3,081	-1,584	2,261	18,326	3,539	-2,704	(-4,732)	-5,066	(10,069)	(15,135)
June	-9,159	-7,329	-2,015	5,413	1,992	-2,036	(-11,553)	-11,419	(-19,350)	(-7,930)
July	-203	-4,856	377	110	979	-301	(-2,262)	-3,963	(-2,280)	(1,683)
Aug.	-1,558	-1,934	358	-728	-8,572	-1,693	(3,798)	3,887	(178)	(-3,709)
Sept.	-569	-1,760	2,340	-2,191	406	868	(5,526)	5,534	(5,973)	(438)
Oct.	-35	-580	5,213	5,095	1,549	385	(-1,843)	-1,859	(8,817)	(10,676)
Nov.	404	-1,152	-380	-5,344	1,601	1,635	(8,634)	8,860	(4,949)	(-3,910)
Dec.	6,017	-1,182	-23,374	-10,678	-4,549	-1,016	(15,164)	15,372	(-13,887)	(-29,259)
2008 - Jan.	(3,013)	(-36)	(14,516)	(7,222)	(1,615)	(-125)	(-26,608)	(-26,459)	(-1,982)	(24,478)
Feb.	(-3,532)	(-659)	(4,821)	(1,657)	(3,849)	(-655)	(6,201)	(6,883)	(8,492)	(1,608)
Mar.	(1,833)	(-415)	(6,568)	(14,525)	(1,329)	(1,047)	(-12,818)	(-11,627)	(11,154)	(22,782)
Apr.	(-1,102)	(-195)	(4,215)	(10,695)	(-8,193)	(615)	(-2,778)	(-2,661)	(11,645)	(14,306)
May	(-1,248)	(-333)	(5,125)	(-19,459)	(32)	(1,016)	(23,216)	(23,393)	(8,650)	(-14,743)
June	(3,283)	(-738)	(-1,153)	(-2,504)	(698)	(2,173)	(-14,930)	(-14,763)	(-13,131)	(1,632)
July	(-3,084)	(342)	(-2,111)	(11,941)	(136)	(-4,893)	(-7,086)	(-6,948)	(-5,232)	(1,716)
Aug.	(643)	(-321)	(796)	(12,460)	(1,131)	(-2,128)	(-8,814)	(-8,007)	(2,957)	(10,964)
Sept.	(146)	(-968)	(195)	(-20,347)	(-7,315)	(1,326)	(31,958)	(31,967)	(13,277)	(-18,691)
Oct.	(1,541)	(-2,403)	(5,424)	(14,006)	(1,237)	(414)	(-8,186)	(-8,178)	(13,199)	(21,377)

The Public Finances

Table 3
TCCE0155

Financing of the general government borrowing requirement: by subsector

(millions of euros)

	Central government borrowing requirements			Additional borrowing requirement of local government			Additional borrowing requirement of social security institutions	General government borrowing requirement	
	of which:			of which:				of which:	
	Securities	MFI loans		Securities	MFI loans			Financed abroad	
	S794710M	S112869M	S008424M	S855825M	S173815M	S047996M	S873945M	S029605M	S344502M
2006	35,692	31,358	30,806	23,131	6,595	37,265	..	58,824	-7,013
2007	(25,987)	28,443	-1,505	-162	-365	-1,548	530	(26,355)	-6,196
2006 - Nov.....	7,247	3,034	410	1,346	2,034	-524	24	8,616	2,059
Dec.....	-21,458	-37,081	3,972	6,669	1,144	5,416	-26	-14,816	-3,888
2007 - Jan.	(2,027)	10,805	-605	158	-279	499	10	(2,195)	-759
Feb.....	(3,326)	8,329	515	-590	-243	-287	7	(2,742)	-291
Mar.	(15,411)	9,625	-627	543	-31	215	12	(15,965)	524
Apr.....	(10,953)	5,185	2,476	50	-96	140	-19	(10,984)	352
May	(10,421)	20,465	-1,898	-335	121	-790	-16	(10,069)	506
June	(-18,138)	2,982	-489	-1,226	417	-1,560	14	(-19,350)	1,575
July.....	(-4,391)	977	-1,200	2,110	-490	897	1	(-2,280)	-2,647
Aug.....	(1,130)	-281	-898	-981	-89	-823	29	(178)	-448
Sept.....	(5,725)	138	618	268	10	270	-21	(5,973)	-3,193
Oct.	(7,716)	10,183	-574	1,079	126	937	22	(8,817)	70
Nov.....	(4,377)	-5,695	811	-413	-29	-161	985	(4,949)	460
Dec.....	(-12,569)	-34,270	365	-824	217	-887	-494	(-13,887)	-2,344
2008 - Jan.	(-1,360)	(22,109)	(-27)	(-96)	(-370)	(428)	(-526)	(-1,982)	(2,124)
Feb.....	(8,771)	(6,660)	(-1,248)	(-302)	(-182)	(570)	(23)	(8,492)	(243)
Mar.	(11,669)	(21,148)	(315)	(-515)	(-55)	(731)	(1)	(11,154)	(-1,900)
Apr.....	(11,978)	(14,905)	(839)	(-332)	(5)	(-224)	(-1)	(11,645)	(1,973)
May	(8,123)	(-14,098)	(69)	(327)	(-236)	(747)	(200)	(8,650)	(-5,159)
June	(-14,484)	(-4,306)	(1,341)	(1,597)	(648)	(1,076)	(-244)	(-13,131)	(-2,535)
July.....	(-3,608)	(10,266)	(-3,841)	(-1,927)	(-436)	(-1,355)	(303)	(-5,232)	(-2,743)
Aug.....	(5,577)	(13,285)	(-343)	(-2,327)	(-29)	(-1,492)	(-293)	(2,957)	(475)
Sept.....	(12,102)	(-20,224)	(215)	(1,177)	(71)	(1,113)	(-3)	(13,277)	(-19)
Oct.	(12,150)	(19,365)	(-579)	(1,040)	(65)	(983)	(10)	(13,199)	(-568)

General government debt: by instrument

(millions of euros)

	Currency and deposits		Short-term securities	Medium and long-term securities		MFI loans	Other liabilities	General government debt		
		of which:			of which:				of which:	
		Post Office funds			variable rate (CCTs)				In foreign currency	At medium and long term
	S944476M	S592437M	S571730M	S605216M	S584707M	S352384M	S989347M	S319464M	S016663M	S050580M
2006	157,006	65,622	122,307	1,163,792	189,420	130,161	8,742	1,582,009	10,740	1,309,951
2007	143,029	37,175	127,869	1,190,059	189,293	127,635	10,379	1,598,971	3,465	1,333,206
2006 - Nov.	159,287	66,093	138,178	1,183,811	204,409	120,800	8,705	1,610,782	10,813	1,321,873
Dec.	157,006	65,622	122,307	1,163,792	189,420	130,161	8,742	1,582,009	10,740	1,309,951
2007 - Jan.	160,215	65,358	134,654	1,162,700	186,412	130,066	8,681	1,596,315	6,968	1,309,327
Feb.	158,186	65,562	137,682	1,168,341	188,391	130,300	8,620	1,603,129	6,845	1,314,354
Mar.	155,469	62,147	142,994	1,172,531	190,205	129,900	8,989	1,609,883	5,020	1,318,815
Apr.	151,213	57,551	143,094	1,177,513	192,454	132,496	8,993	1,613,309	4,907	1,323,777
May	148,131	55,967	145,358	1,196,808	195,960	129,793	9,327	1,629,417	4,960	1,342,994
June	138,972	48,639	143,349	1,203,468	197,931	127,756	9,194	1,622,739	4,908	1,347,193
July	138,769	43,782	143,726	1,204,119	198,895	127,455	10,894	1,624,965	4,837	1,349,187
Aug.	137,211	41,848	144,084	1,203,490	190,309	125,763	10,805	1,621,354	4,847	1,347,748
Sept.	136,642	40,089	146,422	1,200,309	190,700	126,631	10,796	1,620,801	4,678	1,344,868
Oct.	136,608	39,508	151,631	1,205,483	192,236	127,015	10,813	1,631,549	4,591	1,350,261
Nov.	137,012	38,357	151,251	1,200,388	193,823	128,651	10,587	1,627,888	3,490	1,344,858
Dec.	143,029	37,175	127,869	1,190,059	189,293	127,635	10,379	1,598,971	3,465	1,333,206
2008 - Jan.	(146,042)	(37,139)	(142,390)	(1,198,086)	(190,897)	(127,511)	(10,230)	(1,624,259)	(3,431)	(1,341,429)
Feb.	(142,510)	(36,479)	(147,224)	(1,199,950)	(194,719)	(126,855)	(9,548)	(1,626,087)	(3,391)	(1,342,069)
Mar.	(144,342)	(36,064)	(153,806)	(1,214,011)	(196,039)	(127,902)	(8,357)	(1,648,419)	(3,236)	(1,354,911)
Apr.	(143,241)	(35,869)	(158,037)	(1,225,261)	(187,843)	(128,516)	(8,241)	(1,663,295)	(3,284)	(1,366,776)
May	(141,993)	(35,537)	(163,148)	(1,206,374)	(187,873)	(129,532)	(8,064)	(1,649,111)	(3,290)	(1,348,027)
June	(145,276)	(34,799)	(161,980)	(1,204,707)	(188,571)	(131,705)	(7,898)	(1,651,566)	(3,214)	(1,345,562)
July	(142,192)	(35,141)	(159,919)	(1,217,987)	(188,713)	(126,811)	(7,761)	(1,654,671)	(3,237)	(1,355,988)
Aug.	(142,835)	(34,820)	(160,784)	(1,231,349)	(189,856)	(124,684)	(6,953)	(1,666,607)	(3,435)	(1,366,739)
Sept.	(142,981)	(33,852)	(161,110)	(1,211,560)	(182,565)	(126,011)	(6,944)	(1,648,605)	(3,537)	(1,347,019)
Oct.	(144,522)	(31,449)	(166,604)	(1,226,133)	(183,817)	(126,428)	(6,936)	(1,670,622)	(3,962)	(1,360,608)

General government debt: by holding sector

(millions of euros)

	Bank of Italy		Other resident MFIs		Other resident financial institutions		Other residents		Non residents		General government debt
		of which:		of which:		of which:		of which:		of which:	
	Securities		Securities		Securities		Securities		Securities		
	<i>S177952M</i>	<i>S188615M</i>	<i>S240301M</i>	<i>S299179M</i>	<i>S382950M</i>	<i>S439258M</i>	<i>S501942M</i>	<i>S533285M</i>	<i>S569014M</i>	<i>S586188M</i>	<i>S319464M</i>
2006	62,841	62,760	358,055	156,191	213,961	205,300	263,102	183,355	684,049	678,493	1,582,009
2007	60,389	60,327	371,677	159,871	203,806	193,490	285,982	232,614	677,117	671,627	1,598,971
2006 - Nov.....	63,448	63,350	353,454	161,216	223,288	214,681	304,224	221,774	666,369	660,969	1,610,782
Dec.....	62,841	62,760	358,055	156,191	213,961	205,300	263,102	183,355	684,049	678,493	1,582,009
2007 - Jan.	63,118	63,036	364,827	161,183	212,829	204,230	272,590	191,475	682,950	677,430	1,596,315
Feb.....	63,345	63,264	367,566	163,654	212,576	204,037	278,579	199,525	681,064	675,544	1,603,129
Mar.	62,712	62,621	369,218	165,711	215,768	206,870	281,046	204,860	681,139	675,463	1,609,883
Apr.....	63,455	63,366	371,695	165,540	211,584	202,680	281,836	210,140	684,739	678,881	1,613,309
May	64,211	64,121	370,600	168,884	210,744	201,506	289,412	219,192	694,450	688,463	1,629,417
June	64,220	64,134	366,030	168,146	212,015	202,907	288,007	224,521	692,467	687,108	1,622,739
July.....	63,870	63,786	367,835	165,122	216,493	205,682	292,596	234,448	684,172	678,808	1,624,965
Aug.....	63,082	63,019	358,628	156,947	213,801	203,060	299,406	243,478	686,436	681,071	1,621,354
Sept.....	63,106	63,039	356,939	153,975	213,593	202,864	294,697	239,732	692,465	687,121	1,620,801
Oct.	60,748	60,681	366,049	163,296	207,794	197,049	305,467	249,925	691,491	686,163	1,631,549
Nov.....	60,392	60,327	369,666	163,778	203,808	193,287	299,964	245,524	694,058	688,723	1,627,888
Dec.....	60,389	60,327	371,677	159,871	203,806	193,490	285,982	232,614	677,117	671,627	1,598,971
2008 - Jan.	(60,528)	(60,460)	(378,097)	165,371	(199,175)	(189,012)	(294,975)	(240,204)	(691,484)	(685,429)	(1,624,259)
Feb.....	(60,403)	(60,328)	(378,533)	166,616	(195,593)	(186,120)	(295,024)	(243,066)	(696,534)	(691,044)	(1,626,087)
Mar.	(60,401)	(60,328)	(381,538)	166,250	(199,537)	(191,252)	(292,401)	(240,900)	(714,543)	(709,087)	(1,648,419)
Apr.....	(59,832)	(59,763)	(384,354)	(168,944)	(196,853)	(188,682)	(293,072)	(242,165)	(729,184)	(723,744)	(1,663,295)
May	(58,291)	(58,214)	(380,961)	(165,463)	(192,099)	(184,112)	(290,365)	(239,819)	(727,394)	(721,913)	(1,649,111)
June	(58,095)	(58,019)	(386,479)	(164,709)	(185,743)	(177,921)	(289,815)	(239,908)	(731,434)	(726,130)	(1,651,566)
July.....	(58,066)	(57,991)	(381,957)	(165,077)	(183,913)	(176,227)	(293,546)	(246,486)	(737,190)	(732,126)	(1,654,671)
Aug.....	(58,065)	(57,991)	(383,203)	(167,619)	(184,973)	(178,094)	(300,302)	(253,435)	(740,063)	(734,995)	(1,666,607)
Sept.....	(56,855)	(56,779)	(381,961)	(164,718)	(183,078)	(176,211)	(1,648,605)
Oct.	(57,654)	(57,577)	(383,923)	(163,403)	(185,189)	(178,329)	(1,670,622)

General government debt: by subsector

(millions of euros)

	Central government					Local	
	Unconsolidated debt	Consolidating items	Consolidated debt			Unconsolidated debt	Consolidating items
			of which:				
			Securities	MFI loans			
	<i>S079329M</i>	<i>S102740M</i>	<i>S630911M</i>	<i>S554881M</i>	<i>S288236M</i>	<i>S139396M</i>	<i>S148651M</i>
2006	1,474,857	3,793	1,471,064	1,254,880	58,719	125,106	14,217
2007	1,491,650	3,853	1,487,797	1,287,213	57,212	123,200	12,611
2006 - Nov.....	1,510,620	4,137	1,506,483	1,291,918	54,748	119,189	14,972
Dec.	1,474,857	3,793	1,471,064	1,254,880	58,719	125,106	14,217
2007 - Jan.	1,488,944	3,765	1,485,179	1,266,390	58,114	124,704	13,635
Feb.....	1,496,508	3,903	1,492,604	1,275,330	58,629	124,279	13,826
Mar.	1,502,788	3,973	1,498,814	1,284,874	58,002	124,846	13,862
Apr.	1,506,150	3,911	1,502,239	1,290,080	60,477	124,899	13,893
May	1,522,641	3,959	1,518,683	1,311,502	58,580	124,464	13,778
June	1,517,214	3,993	1,513,221	1,315,741	58,090	122,819	13,363
July	1,517,383	4,028	1,513,355	1,317,280	56,891	124,707	13,160
Aug.	1,514,659	3,964	1,510,695	1,317,096	55,993	123,723	13,157
Sept.	1,513,672	3,736	1,509,937	1,316,286	56,611	123,960	13,168
Oct.	1,523,275	3,668	1,519,607	1,326,566	56,036	125,066	13,218
Nov.....	1,519,134	3,735	1,515,400	1,321,145	56,847	124,624	13,214
Dec.	1,491,650	3,853	1,487,797	1,287,213	57,212	123,200	12,611
2008 - Jan.	(1,517,364)	(3,647)	(1,513,718)	(1,310,143)	(57,186)	(123,119)	(12,638)
Feb.....	(1,519,504)	(3,657)	(1,515,847)	(1,317,045)	(55,938)	(122,811)	(12,653)
Mar.	(1,542,471)	(3,732)	(1,538,739)	(1,337,789)	(56,252)	(122,268)	(12,671)
Apr.	(1,557,681)	(3,753)	(1,553,928)	(1,353,244)	(57,091)	(121,971)	(12,687)
May	(1,542,983)	(3,769)	(1,539,214)	(1,339,701)	(57,159)	(122,325)	(12,711)
June	(1,544,228)	(3,894)	(1,540,334)	(1,336,236)	(58,500)	(123,396)	(12,203)
July	(1,549,235)	(4,183)	(1,545,052)	(1,347,880)	(54,659)	(121,505)	(12,227)
Aug.	(1,563,727)	(4,185)	(1,559,542)	(1,362,070)	(54,318)	(119,250)	(12,235)
Sept.	(1,544,562)	(4,232)	(1,540,330)	(1,342,499)	(54,533)	(120,476)	(12,248)
Oct.	(1,565,567)	(4,414)	(1,561,153)	(1,362,356)	(53,958)	(121,679)	(12,266)

Tav. 6
TCCE0225

government				Social security institutions			General government debt
Consolidated debt			Unconsolidated debt	Consolidating items	Consolidated debt		
of which:							
Securities	MFI loans						
<i>S653442M</i>	<i>S595969M</i>	<i>S308890M</i>	<i>S159481M</i>	<i>S167668M</i>	<i>S493639M</i>	<i>S319464M</i>	
110,889	31,219	71,389	56	..	56	1,582,009	
110,589	30,715	69,840	586	..	586	1,598,971	
104,218	30,072	65,973	82	..	82	1,610,782	
110,889	31,219	71,389	56	..	56	1,582,009	
111,069	30,963	71,887	66	..	66	1,596,315	
110,453	30,693	71,601	72	..	72	1,603,129	
110,984	30,651	71,816	84	..	84	1,609,883	
111,006	30,527	71,956	65	..	65	1,613,309	
110,686	30,664	71,166	48	..	48	1,629,417	
109,455	31,075	69,606	63	..	63	1,622,739	
111,546	30,566	70,504	64	..	64	1,624,965	
110,566	30,478	69,680	93	..	93	1,621,354	
110,792	30,445	69,951	72	..	72	1,620,801	
111,848	30,548	70,888	94	..	94	1,631,549	
111,409	30,494	70,727	1,079	..	1,079	1,627,888	
110,589	30,715	69,840	586	..	586	1,598,971	
(110,482)	(30,333)	(70,269)	(59)	..	(59)	(1,624,259)	
(110,157)	(30,129)	(70,838)	(83)	..	(83)	(1,626,087)	
(109,597)	(30,029)	(71,569)	(83)	..	(83)	(1,648,419)	
(109,284)	(30,054)	(71,345)	(83)	..	(83)	(1,663,295)	
(109,614)	(29,820)	(72,092)	(283)	..	(283)	(1,649,111)	
(111,194)	(30,451)	(73,169)	(39)	..	(39)	(1,651,566)	
(109,278)	(30,027)	(71,813)	(341)	..	(341)	(1,654,671)	
(107,016)	(30,063)	(70,321)	(49)	..	(49)	(1,666,607)	
(108,229)	(30,171)	(71,434)	(46)	..	(46)	(1,648,605)	
(109,413)	(30,381)	(72,417)	(56)	..	(56)	(1,670,622)	

Local government debt: by subsector and instrument

(millions of euros)

	Regions and autonomous provinces			Provinces			Municipalities			Other entities	Local government debt
	of which:			of which:			of which:				
	Securities	MFI and CDP spa loans		Securities	MFI and CDP spa loans		Securities	MFI and CDP spa loans			
	<i>S599075M</i>	<i>S612101M</i>	<i>S645440M</i>	<i>S893669M</i>	<i>S222859M</i>	<i>S254411M</i>	<i>S274087M</i>	<i>S291319M</i>	<i>S303852M</i>	<i>S737731M</i>	<i>S653442M</i>
2006	42,603	16,257	18,897	8,648	3,657	4,934	45,205	11,205	33,477	14,433	110,889
2007	44,884	15,840	19,593	8,832	3,746	5,037	46,588	11,014	35,256	10,284	110,589
2006 - Nov.	41,242	15,970	17,936	8,268	3,465	4,746	44,879	10,536	33,815	9,829	104,218
Dec.	42,603	16,257	18,897	8,648	3,657	4,934	45,205	11,205	33,477	14,433	110,889
2007 - Jan.	43,052	16,109	19,556	8,721	3,613	5,051	45,786	11,144	34,118	13,510	111,069
Feb.	42,977	15,939	19,663	8,600	3,589	4,958	46,211	11,067	34,659	12,665	110,453
Mar.	43,634	15,980	19,910	8,629	3,569	5,008	46,248	11,005	34,768	12,473	110,984
Apr.	43,501	15,865	19,886	8,682	3,571	5,059	46,603	10,994	35,132	12,221	111,006
May	44,076	15,895	20,096	8,772	3,608	5,112	47,045	11,064	35,503	10,793	110,686
June	43,759	16,122	19,625	8,760	3,740	4,968	46,117	11,113	34,527	10,820	109,455
July	46,029	15,849	20,349	8,711	3,676	4,982	46,103	10,941	34,796	10,704	111,546
Aug.	45,428	15,782	19,853	8,731	3,674	5,008	46,303	10,923	35,041	10,104	110,566
Sept.....	45,603	15,741	20,073	8,749	3,673	5,028	46,677	10,933	35,411	9,762	110,792
Oct.	45,916	15,827	20,281	8,799	3,677	5,074	46,826	10,942	35,554	10,307	111,848
Nov.	45,912	15,777	20,550	8,859	3,691	5,120	46,948	10,925	35,693	9,691	111,409
Dec.	44,884	15,840	19,593	8,832	3,746	5,037	46,588	11,014	35,256	10,284	110,589
2008 - Jan.	(44,489)	(15,611)	(19,580)	(8,837)	(3,692)	(5,096)	(46,862)	(10,918)	(35,627)	(10,294)	(110,482)
Feb.	(43,581)	(15,480)	(19,449)	(8,851)	(3,675)	(5,132)	(47,392)	(10,862)	(36,251)	(10,334)	(110,157)
Mar.	(42,445)	(15,415)	(19,564)	(8,867)	(3,668)	(5,156)	(47,370)	(10,834)	(36,263)	(10,914)	(109,597)
Apr.	(42,476)	(15,384)	(19,736)	(8,919)	(3,693)	(5,182)	(47,627)	(10,864)	(36,490)	(10,263)	(109,284)
May	(42,491)	(15,220)	(20,101)	(8,956)	(3,678)	(5,234)	(47,904)	(10,811)	(36,819)	(10,264)	(109,614)
June	(44,092)	(15,334)	(21,695)	(8,895)	(3,759)	(5,095)	(48,511)	(11,244)	(37,000)	(9,696)	(111,194)
July	(42,662)	(15,127)	(20,610)	(8,815)	(3,702)	(5,071)	(47,687)	(11,084)	(36,336)	(10,114)	(109,278)
Aug.	(42,112)	(15,147)	(20,818)	(8,840)	(3,710)	(5,091)	(47,795)	(11,094)	(36,455)	(8,269)	(107,016)
Sept.....	(42,312)	(15,219)	(20,997)	(8,915)	(3,718)	(5,152)	(48,319)	(11,120)	(36,921)	(8,683)	(108,229)
Oct.	(42,384)	(15,359)	(20,939)	(8,995)	(3,739)	(5,210)	(48,575)	(11,169)	(37,130)	(9,460)	(109,413)

Local government debt: by geographical area

(millions of euros)

	North-West	North-East	Centre	South	Islands	Local government debt
	<i>S775460M</i>	<i>S785031M</i>	<i>S791946M</i>	<i>S800808M</i>	<i>S837146M</i>	<i>S653442M</i>
2006	30,625	16,795	32,500	21,636	9,333	110,889
2007	29,568	16,269	31,415	23,572	9,765	110,589
2006 - Nov.	28,798	15,831	29,700	20,577	9,312	104,218
Dec.	30,625	16,795	32,500	21,636	9,333	110,889
2007 - Jan.	30,699	16,531	32,210	21,596	10,033	111,069
Feb.	30,418	16,671	31,823	21,493	10,047	110,453
Mar.	30,891	16,577	31,741	21,942	9,833	110,984
Apr.	30,629	16,251	31,997	21,900	10,229	111,006
May	30,479	16,376	31,717	22,284	9,829	110,686
June	29,910	16,203	31,679	21,858	9,805	109,455
July	29,970	16,106	31,600	23,835	10,035	111,546
Aug.	29,612	16,147	31,391	23,387	10,030	110,566
Sept.	29,965	16,152	31,370	23,362	9,942	110,792
Oct.	30,073	16,460	31,607	23,567	10,141	111,848
Nov.	29,910	16,384	31,573	23,684	9,859	111,409
Dec.	29,568	16,269	31,415	23,572	9,765	110,589
2008 - Jan.	(29,411)	(16,267)	(31,224)	(23,495)	(10,084)	(110,482)
Feb.	(29,540)	(16,378)	(31,198)	(23,281)	(9,760)	(110,157)
Mar.	(29,979)	(16,596)	(29,907)	(23,129)	(9,986)	(109,597)
Apr.	(30,117)	(16,206)	(29,830)	(23,169)	(9,962)	(109,284)
May	(30,252)	(16,299)	(29,903)	(23,366)	(9,794)	(109,614)
June	(30,326)	(16,292)	(30,477)	(24,426)	(9,673)	(111,194)
July	(29,476)	(16,157)	(30,932)	(23,351)	(9,362)	(109,278)
Aug.	(29,057)	(15,978)	(29,543)	(23,038)	(9,400)	(107,016)
Sept.	(29,338)	(16,171)	(29,718)	(23,480)	(9,522)	(108,229)
Oct.	(29,717)	(16,302)	(29,293)	(24,388)	(9,714)	(109,413)

General government debt and deposits

(millions of euros)

	General government debt	Deposits held with the Bank of Italy			General government debt net of deposits held with the Bank of Italy	Deposits held with MFIs
		of which:				
		Treasury payments account	Sinking fund for the redemption of government securities			
	<i>S319464M</i>	<i>S202988M</i>	<i>S371683M</i>	<i>S399281M</i>	<i>S687961M</i>	<i>S752783M</i>
2006	1,582,009	22,864	22,300	553	1,559,145	31,959
2007	1,598,971	9,721	9,680	19	1,589,250	34,008
2006 - Nov.	1,610,782	36,866	36,307	553	1,573,916	31,536
Dec.	1,582,009	22,864	22,300	553	1,559,145	31,959
2007 - Jan.	1,596,315	34,247	33,684	557	1,562,067	32,288
Feb.	1,603,129	37,736	37,173	557	1,565,393	32,368
Mar.	1,609,883	28,616	28,053	557	1,581,266	32,316
Apr.	1,613,309	21,067	20,504	557	1,592,242	32,714
May	1,629,417	26,133	22,070	4,057	1,603,284	33,501
June	1,622,739	37,552	37,528	7	1,585,187	35,364
July	1,624,965	41,515	41,491	18	1,583,450	33,529
Aug.	1,621,354	37,628	37,603	18	1,583,726	34,528
Sept.....	1,620,801	32,094	32,069	18	1,588,707	34,366
Oct.	1,631,549	33,953	33,928	18	1,597,597	34,194
Nov.	1,627,888	25,093	25,069	18	1,602,795	33,973
Dec.	1,598,971	9,721	9,680	19	1,589,250	34,008
2008 - Jan.	(1,624,259)	(36,181)	35,565	19	(1,588,078)	(35,507)
Feb.	(1,626,087)	(29,297)	28,489	19	(1,596,790)	(35,608)
Mar.	(1,648,419)	(40,925)	40,260	19	(1,607,494)	(36,080)
Apr.	(1,663,295)	(43,586)	42,911	19	(1,619,709)	(34,924)
May	(1,649,111)	(20,193)	19,489	19	(1,628,918)	(35,617)
June	(1,651,566)	(34,956)	34,252	19	(1,616,610)	(35,808)
July	(1,654,671)	(41,905)	41,199	20	(1,612,766)	(35,760)
Aug.	(1,666,607)	(49,912)	49,142	20	(1,616,695)	(34,621)
Sept.....	(1,648,605)	(17,944)	17,245	20	(1,630,660)	(35,333)
Oct.	(1,670,622)	(26,122)	25,340	20	(1,644,500)	(34,973)

METHODOLOGICAL APPENDIX

GENERAL INDICATIONS

This publication contains figures on the borrowing requirement and debt of general government and its subsectors (central government, local government and social security institutions).

The borrowing requirement does not coincide with the change in the debt owing to the different ways in which general government deposits held with the Bank of Italy are treated and the different accounting standards applied in calculating the two aggregates. In particular: a) in the borrowing requirement issues of securities apart from BOTs are valued net of issue discounts and placement commissions, whereas they are included in the debt at nominal value; and b) in the borrowing requirement liabilities denominated in foreign currencies are converted using the exchange rate obtaining at the transaction settlement date, whereas in the debt they are converted using the end-of-period exchange rate. The formation of the central government borrowing requirement includes transactions with other general government entities; consequently, the borrowing requirements of local government and the social security institutions corresponds exclusively to their additional financing needs with respect to those met by state transfers.

General government debt consists of all the sector's financial liabilities valued at their face value at issue. It is consolidated between and within the subsectors. In other words it excludes liabilities that are assets, consisting of the same instruments, of entities belonging to general government, in line with the definition adopted for the European Economic and Monetary Union's excessive deficit procedure. The aggregate is calculated according to the methodological criteria established in European Council Regulation no. 3605/93 by summing the following categories of financial liabilities: currency and deposits; non-equity securities and loans. Loans from monetary financial institutions are allocated to the general government subsector the final borrower belongs to, i.e. that of the entity required to repay the loan and not that of the entity to which it is disbursed.

Table TCCE0100 shows the formation of the general government borrowing requirement. It is calculated as the balance on a cash basis of current and capital items and those of a financial nature (except for changes in cash balances, which in the case of general government are conventionally taken to correspond to the changes in the deposits held with the Bank of Italy). In the absence of monthly figures on the formation of the general government borrowing requirement, the data shown here are restricted to an analysis of the formation of the state budget balance. The balance of the central government's other transactions is thus obtained as the difference between the central government borrowing requirement calculated on the financing side and the balance of the state budget. As a memorandum item the table shows the unconsolidated central government borrowing requirement net of settlements of past debts and extraordinary revenue arising primarily in connection with privatizations.

Table TCCE0125 shows a breakdown of the general government borrowing requirement by instrument (the financing of the borrowing requirement). Unlike general government debt, it includes the change in deposits held with the Bank of Italy.

Table TCCE0155 shows the breakdown of the general government borrowing requirement by subsector.

Table TCCE0175 shows the breakdown of general government debt by instrument along the same lines as for the borrowing requirement. Securities are divided by maturity. The share of debt issued in foreign currency is also shown.

Table TCCE0200 shows the distribution of general government debt among the following holding sectors: Bank of Italy, other monetary financial institutions, other residents and non-residents.

Table TCCE0225 shows the distribution of general government debt among the different subsectors. Both the unconsolidated and the consolidated debt of each sector are reported.

Tables TCCE0250 and TCCE0275 cover local government debt. They analyze the debt by subsector (regions and autonomous provinces, provinces, municipalities and other entities) and instrument and by geographical area.

Table TCCE0300 shows general government debt together with the deposits this sector holds with the Bank of Italy. It also shows the debt net of deposits held with the Bank of Italy.

As of the issue of "The Public Finances" supplement to the Statistical Bulletin no. 62 of 10 November 2004, the presentation of statistics on the general government borrowing requirement and debt has been changed. In particular, new criteria for aggregating the information, homogeneous across the borrowing requirement and debt series, are introduced and a more detailed analysis provided of local government debt.

As of September 2006 Cassa Depositi e Prestiti s.p.a. is included among Monetary Financial Institutions and the loans it disburses to general government, previously included in the series "Other transactions" and "Other liabilities" are now included in the series "MFI loans". At the same time the breakdown by holding subsector is adjusted in accordance with the new classification.

The reconstruction of general government debt since the unification of Italy was completed in 2008. The data are updated monthly on the occasion of the publication of this Supplement and are available in the Statistics section of the Bank of Italy's website

<http://bip.bancaditalia.it/4972unix/homebipentry.htm?dadove=corr&lang=eng> with the accompanying Methodological Notes

http://www.bancaditalia.it/statistiche/quadro_norma_metodo/metodoc/sb7308/en_suppl_73_08.pdf.

A description of the historical reconstruction is available in Occasional Paper no. 31

http://www.bancaditalia.it/pubblicazioni/econo/quest_ecofin_2/qef_31.

NOTES TO THE TABLES

The order of the tables in the following notes is based on their code numbers. The notes to each table are set out below, together with references to the "Notes to the classification variables" section where appropriate.

TCCE0100 - FORMATION OF THE GENERAL GOVERNMENT BORROWING REQUIREMENT

S070207M - CENTRAL GOVERNMENT: BALANCE OF THE CHANGES IN TREASURY ACCOUNTS AND OTHER TRANSACTIONS (DEFICIT: -)

The difference between the state budget balance and the central government borrowing requirement based on financing data. The series consists primarily of the difference between payments made to the Treasury by the state budget and other entities and those made by the Treasury to non-state entities. As of December 2003 includes the deposits of the Cassa Depositi e Prestiti with the Treasury and the funds raised by the Post Office assigned to the Treasury.

S428475M - STATE BUDGET: TAX REVENUE

Tax revenue refers to the amounts allocated each month to

the relevant chapters of the state budget. It should be noted that as of 1998, with the introduction of the unified tax payment form and the single mandate procedure, the time taxes are paid to the Treasury is not the same as the time they are allocated; in some cases amounts may be paid in one month and allocated in another. Tax revenue is not adjusted for tax refunds (included in the budget under payments) and includes VAT accruing to the European Union. The monthly figures are consistent with those published by the Ministry for the Economy and Finance in Conto riassuntivo del Tesoro, except that they are net of accounting transactions with the Sicily and Sardinia regions.

S835207M - CENTRAL GOVERNMENT: GROSS BORROWING REQUIREMENT (DEFICIT: -)

Based on financing data.

S857863M - TAX COLLECTION ACCOUNTS

The amounts shown under this heading are the changes in the balance of taxes paid to the Treasury using the single mandate procedure and waiting to be allocated, with reference to central government taxes, Irap due to the regions and social security contributions due to INPS. A negative value indicates that the total amount allocated during the month exceeded the taxes and contributions actually paid to the Treasury and vice versa.

S888011M - LOCAL GOVERNMENT: ADDITIONAL GROSS BORROWING REQUIREMENT AFTER CONSOLIDATION (DEFICIT: -)

Based on financing data. The series shows local government's funding needs on a cash basis after deducting the sector's own revenues and transfers from other public bodies. As of December 2003 includes the loans of the Cassa Depositi e Prestiti to local authorities.

S900166M - SOCIAL SECURITY INSTITUTIONS: ADDITIONAL GROSS BORROWING REQUIREMENT AFTER CONSOLIDATION (DEFICIT: -)

Based on financing data. The series shows social security institutions funding needs on a cash basis after deducting their own revenues and transfers from other public bodies.

S916545M - PRIVATIZATION RECEIPTS AND OTHER EXTRAORDINARY REVENUE

The series includes receipts deriving from the privatization of public enterprises (net of any repurchases) and some items of extraordinary revenue, such as receipts in connection with the liquidation of enterprises and the proceeds of the sale of UMTS licences.

S926208M - CENTRAL GOVERNMENT: UNCONSOLIDATED BORROWING REQUIREMENT NET OF SETTLEMENTS OF PAST DEBTS AND PRIVATIZATION RECEIPTS (DEFICIT: -)

The unconsolidated borrowing requirement includes liabilities towards general government bodies outside central government.

S994979M - GENERAL GOVERNMENT: BORROWING REQUIREMENT NET OF SETTLEMENTS OF PAST DEBTS AND PRIVATIZATION RECEIPTS (DEFICIT: -)

Excludes settlements and privatizations effected by entities

belonging to the central government.

TCCE0125 - FINANCING OF THE GENERAL GOVERNMENT BORROWING REQUIREMENT: BY INSTRUMENT**S029605M - GENERAL GOVERNMENT: FINANCING OF THE GROSS BORROWING REQUIREMENT**

Balance of the change in general government liabilities, excluding those that are assets of general government entities, and the change in deposits held with the Bank of Italy.

S129640M - CENTRAL GOVERNMENT: CURRENCY AND DEPOSITS (LIABILITIES) IN DOMESTIC CURRENCY - CHANGES

Post Office funds, coins in circulation and deposits held with the Treasury by entities outside general government. As of December 2003, following the exclusion of Cassa Depositi e Prestiti from general government, Post Office funds include only the part pertaining to Ministry for the Economy and Finance. This comprises ordinary and fixed-term post office savings certificates, and Post Office current accounts. Following the decisions of Eurostat announced on 23 May 2005, the series includes the prepayments of taxes by tax collection agencies (Decree Law 341/2003 ratified by Law 31/2004 and Decree Law 282/2004 ratified by Law 307/2004). (ESA95: Sector S13, Instrument F2)

S151658M - GENERAL GOVERNMENT: SHORT-TERM SECURITIES - NET ISSUES

Net issues of securities with an initial maturity equal to or less than one year made by general government and not subscribed by general government entities. Gross issues are valued net of issue discounts and placement commissions, except for BOTs, which are included at nominal value; redemptions are included at nominal value, except for commercial paper for which the principal amount is included. For securities denominated in foreign currencies, the conversion is made using the exchange rate obtaining on the issue/redemption date. Account is also taken of swaps. (ESA95: Sector S13, Instrument F331)

S173286M - GENERAL GOVERNMENT: POST OFFICE FUNDS - CHANGES

As of December 2003, following the exclusion of Cassa Depositi e Prestiti from general government, Post Office funds include only the part pertaining to Ministry for the Economy and Finance. This comprises ordinary and fixed-term post office savings certificates, and Post Office current accounts.

S189357M - GENERAL GOVERNMENT: MEDIUM AND LONG-TERM SECURITIES - NET ISSUES

Net issues of securities with an initial maturity of more than one year made by general government and not subscribed by general government entities. Gross issues are valued net of issue discounts and placement commissions; redemptions are included at nominal value, except for CTZs, for which the principal amount is included. For securities denominated in foreign currencies, the conversion is made using the exchange rate obtaining on the issue/redemption date. Account is also taken of swaps. The series also includes securities issued for the settlement of past debts, those issued by former autonomous government agencies to be redeemed by the state, those issued in December 1993 to establish the Treasury payments account at the Bank of Italy pursuant to Law 483/1993 and those issued in November 1994 to consolidate the suspense account referred to in the Ministerial Decree of 15.11.1994 (76.206 trillion lire); the latter securities, initially held in the Bank of Italy's portfolio, were the subject of a bond conversion transaction in December 2002. Following the decisions of Eurostat announced on 23 May 2005, the series includes securities issued by Infrastrutture S.p.A. to finance the construction of high-speed railway infrastructure. (ESA95: Sector S13, Instrument F332)

S191484M - GENERAL GOVERNMENT: DEPOSITS HELD WITH CENTRAL BANK - CHANGES

Consists mainly of the Treasury payments account (Law 483/1993 and Ministerial Decree of 19.09.2005), the sinking fund for the redemption of government securities (Law 432/1993 as amended by Decree Law 436/1994, reiterated several times and ratified by Law 110/1996) and, until November 1994, the Treasury's current account with the Bank of

Italy and a suspense account (Law 483/1993).

S767399M - GENERAL GOVERNMENT: OTHER FINANCING - CHANGES

The change in deposits held with the Bank of Italy and the proceeds of securitizations for the part considered to be loans according to the criteria established by Eurostat. As of December 2003, following the exclusion of Cassa depositi e prestiti S.p.A. from general government, up to August 2006, the series also includes the loans disbursed by Cassa depositi e prestiti S.p.A. to general government.

S848329M - GENERAL GOVERNMENT: NET DISBURSEMENTS OF LOANS BY OTHER MONETARY FINANCIAL INSTITUTIONS

Disbursements of loans to general government by resident monetary financial institutions, the European Investment Bank and, as of September 2006, Cassa Depositi e Prestiti S.p.A.. Loans denominated in foreign currencies are converted using the exchange rate obtaining on the transaction settlement date. Following the decisions of Eurostat announced on 23 May 2005, the series includes loans raised by Infrastrutture S.p.A. to finance the construction of high-speed railway infrastructure. (ESA95: Sector S13, Instrument F4)

S969486M - GENERAL GOVERNMENT: TRANSACTIONS IN DEBT INSTRUMENTS

The change in general government financial liabilities.

TCCE0155 - FINANCING OF THE GENERAL GOVERNMENT BORROWING REQUIREMENT: BY SUBSECTOR**S008424M - CENTRAL GOVERNMENT: NET DISBURSEMENTS OF LOANS BY OTHER MONETARY FINANCIAL INSTITUTIONS**

Net disbursements of loans by resident monetary financial institutions, the European Investment Bank and, as of September 2006, Cassa Depositi e Prestiti S.p.A. to be redeemed by central government. Loans denominated in foreign currencies are converted using the exchange rate obtaining on the transaction settlement date. Following the decisions of Eurostat announced on 23 May 2005, the series includes loans raised by Infrastrutture S.p.A. to finance the

construction of high-speed railway infrastructure. (ESA95: Sector S1311, Instrument F4)

S029605M - GENERAL GOVERNMENT: FINANCING OF THE GROSS BORROWING REQUIREMENT

Balance of the change in general government liabilities, excluding those that are assets of general government entities, and the change in deposits held with the Bank of Italy.

S047996M - LOCAL GOVERNMENT: NET DISBURSEMENTS OF LOANS BY OTHER MONETARY FINANCIAL INSTITUTIONS

Net disbursements of loans by resident monetary financial institutions, the European Investment Bank and, as of September 2006, Cassa Depositi e Prestiti S.p.A. to be redeemed by local government. Loans denominated in foreign currencies are converted using the exchange rate obtaining on the transaction settlement date. (ESA95: Sector S1313, Instrument F4)

S112869M - CENTRAL GOVERNMENT: SECURITIES - NET ISSUES

Net issues of securities made by central government and not subscribed by general government entities. Gross issues are valued net of issue discounts and placement commissions, except for BOTs, which are included at nominal value; redemptions are included at nominal value, except for commercial paper and CTZs, for which the principal amount is included. For securities denominated in foreign currencies, the conversion is made using the exchange rate obtaining on the issue/redemption date. Account is also taken of swaps. The series also includes securities issued for the settlement of past debts, those issued by former autonomous government agencies to be redeemed by the state, those issued in December 1993 to establish the Treasury payments account at the Bank of Italy pursuant to Law 483/1993 and those issued in November 1994 to consolidate the suspense account referred to in the Ministerial Decree of 15.11.1994 (76.206 trillion lire); the latter securities, initially held in the Bank of Italy's portfolio, were the subject of a bond conversion transaction in December 2002. Following the decisions of Eurostat announced on 23 May 2005, the series includes securities issued by Infrastrutture S.p.A. to finance the con-

struction of high-speed railway infrastructure. (ESA95: Sector S1311, Instrument F33)

S173815M - LOCAL GOVERNMENT: SECURITIES - NET ISSUES

Net issues of securities made by local government and not subscribed by general government entities. Gross issues are valued net of issue discounts and placement commissions; redemptions are included at nominal value. For securities denominated in foreign currencies, the conversion is made using the exchange rate obtaining on the issue/redemption date. Account is also taken of swaps. (ESA95: Sector S1313, Instrument F33)

S344502M - GENERAL GOVERNMENT: GROSS BORROWING REQUIREMENT FINANCING ABROAD

Change in liabilities financed abroad (net issues in foreign financial centres and net disbursements of loans by non-resident institutions).

S794710M - CENTRAL GOVERNMENT: FINANCING OF THE GROSS BORROWING REQUIREMENT

Balance of the change in central government liabilities, excluding those that are assets of general government entities, and the change in deposits held with the Bank of Italy. State transfers to other general government entities contribute to the formation of the central government borrowing requirement.

S855825M - LOCAL GOVERNMENT: FINANCING OF THE ADDITIONAL GROSS BORROWING REQUIREMENTS AFTER CONSOLIDATION

Change in local government liabilities, excluding those that are assets of general government entities. It reflects exclusively the need for additional financing with respect to provided by state transfers.

S873945M - SOCIAL SECURITY INSTITUTIONS: FINANCING OF THE ADDITIONAL GROSS BORROWING REQUIREMENT AFTER CONSOLIDATION

Change in social security institutions liabilities, excluding those that are assets of general government entities. It reflects exclusively the need for additional financing with respect to provided by state transfers.

TCCE0175 - GENERAL GOVERNMENT DEBT: BY INSTRUMENT**S050580M - GENERAL GOVERNMENT: GROSS DEBT WITH INITIAL MATURITY**

The sum of general government financial liabilities with a maturity of more than one year, excluding those that are assets of general government entities. The aggregate is calculated according to the methodological criteria established in European Council Regulation no. 3605/93. (ESA95: Sector S13, Instruments F2, F33 and F4)

S319464M - GENERAL GOVERNMENT: GROSS DEBT

The sum of general government financial liabilities, excluding those that are assets of general government entities. The aggregate is calculated according to the methodological criteria established in European Council Regulation no. 3605/93. (ESA95: Sector S13, Instruments F2, F33 and F4)

S352384M - GENERAL GOVERNMENT: LOANS FROM OTHER MONETARY FINANCIAL INSTITUTIONS

Loans disbursed to general government by resident monetary financial institutions, the European Investment Bank and, as of September 2006, Cassa Depositi e Prestiti S.p.A.. Loans denominated in foreign currencies are converted using the end-of-period exchange rate. Following the decisions of Eurostat announced on 23 May 2005, the series includes loans raised by Infrastrutture S.p.A. to finance the construction of high-speed railway infrastructure. (ESA95: Sector S13, Instrument F4)

S571730M - GENERAL GOVERNMENT: SHORT-TERM SECURITIES

Securities with an initial maturity equal to or less than one year issued by general government and not subscribed by general government entities. The securities are included at nominal value. For securities denominated in foreign currencies, the conversion is made using the end-of-period exchange rate. Account is also taken of swaps. (ESA95: Sector S13, Instrument F331)

S592437M - GENERAL GOVERNMENT: POST OFFICE FUNDS

As of December 2003, following the exclusion of Cassa

depositi e prestiti from general government, Post Office funds include only the part pertaining to Ministry for the Economy and Finance. This comprises ordinary and fixed-term post office savings certificates, and Post Office current accounts.

S605216M - GENERAL GOVERNMENT: MEDIUM AND LONG-TERM SECURITIES

Securities with an initial maturity of more than one year issued by general government and not subscribed by general government entities. The securities are included at nominal value. For securities denominated in foreign currencies, the conversion is made using the end-of-period exchange rate. Account is also taken of swaps. The series also includes securities issued for the settlement of past debts, those issued by former autonomous government agencies to be redeemed by the state and those issued in December 1993 to establish the Treasury payments account at the Bank of Italy pursuant to Law 483/1993 and those issued in November 1994 to consolidate the suspense account referred to in the Ministerial Decree of 15.11.1994 (76.206 trillion lire); the latter securities, initially held in the Bank of Italy's portfolio, were the subject of a bond conversion transaction in December 2002. Following the decisions of Eurostat announced on 23 May 2005, the series includes securities issued by Infrastrutture S.p.A. to finance the construction of high-speed railway infrastructure. (ESA95: Sector S13, Instrument F332)

S944476M - CENTRAL GOVERNMENT: CURRENCY AND DEPOSITS (LIABILITIES) IN DOMESTIC CURRENCY

Post Office funds, coins in circulation and deposits held with the Treasury by entities outside general government. As of December 2003, following the exclusion of Cassa Depositi e Prestiti from general government, Post Office funds include only the part pertaining to Ministry for the Economy and Finance. This comprises ordinary and fixed-term post office savings certificates, and Post Office current accounts. Following the decisions of Eurostat announced on 23 May 2005, the series includes the prepayments of taxes by tax collection agencies (Decree Law 341/2003 ratified by Law 31/2004 and Decree Law 282/2004 ratified by Law

307/2004). (ESA95: Sector S13, Instrument F2)

S989347M - GENERAL GOVERNMENT: OTHER LIABILITIES

Liabilities to the Bank of Italy and the proceeds of securitizations for the part considered to be loans according to the criteria established by Eurostat. As of December 2003, following the exclusion of Cassa Depositi e Prestiti from general government, up to August 2006, the series also includes the loans disbursed by Cassa Depositi e Prestiti S.p.A. to general government. (ESA95: Sector S13, Instrument F4)

TCCE0200 - GENERAL GOVERNMENT DEBT: BY HOLDING SECTOR

S177952M - GENERAL GOVERNMENT: GROSS DEBT HELD BY CENTRAL BANK

The share of general government financial liabilities held by the Bank of Italy. The aggregate is calculated according to the methodological criteria established in European Council Regulation no. 3605/93. (ESA95: Sector S121, Instruments F2 and F33)

S188615M - GENERAL GOVERNMENT: SECURITIES HELD BY CENTRAL BANK

The share of securities issued by general government held by the Bank of Italy. (ESA95: Sector S121, Instrument F33)

S240301M - GENERAL GOVERNMENT: GROSS DEBT HELD BY OTHER MONETARY FINANCIAL INSTITUTIONS

The share of general government financial liabilities held by other monetary financial institutions. The aggregate is calculated according to the methodological criteria established in European Council Regulation no. 3605/93. (ESA95: Sector S122, Instruments F33 and F4)

S299179M - GENERAL GOVERNMENT: SECURITIES HELD BY OTHER MONETARY FINANCIAL INSTITUTIONS

The share of securities issued by general government held by other monetary financial institutions. (ESA95: Sector S122, Instrument F33)

S319464M - GENERAL GOVERNMENT: GROSS DEBT

The sum of general government financial liabilities, excluding those that are assets of general government entities. The aggregate is calculated according to the methodological cri-

teria established in European Council Regulation no. 3605/93. (ESA95: Sector S13, Instruments F2, F33 and F4)

S382950M - GENERAL GOVERNMENT: GROSS DEBT HELD BY OTHER FINANCIAL INSTITUTIONS

The share of general government financial liabilities held by other financial institutions. The aggregate is calculated according to the methodological criteria established in European Council Regulation no. 3605/93. (ESA95: Sectors S123, S124 and S125, Instruments F33 and F4)

S439258M - GENERAL GOVERNMENT: SECURITIES HELD BY OTHER FINANCIAL INSTITUTIONS

The share of securities issued by general government held by other financial institutions. (ESA95: Sectors S123, S124 and S125, Instrument F33)

S501942M - GENERAL GOVERNMENT: GROSS DEBT HELD BY OTHER RESIDENTS

The share of general government financial liabilities held by other residents not belonging to general government. The aggregate is calculated as a residual according to the methodological criteria established in European Council Regulation no. 3605/93. (ESA95: Sectors S11, S14 and S15, Instruments F2, F33 and F4)

S533285M - GENERAL GOVERNMENT: SECURITIES HELD BY OTHER RESIDENTS

The share of general government securities held by other residents not belonging to general government. The aggregate is calculated as a residual. (ESA95: Sectors S11, S14 and S15, Instrument F33)

S569014M - GENERAL GOVERNMENT: GROSS DEBT HELD BY NON-RESIDENTS

The share of general government financial liabilities held by non-residents. The aggregate is calculated according to the methodological criteria established in European Council Regulation no. 3605/93. It is partly estimated on the basis of information provided by the Italian Foreign Exchange Office (UIC). (ESA95: Sector S2, Instruments F33 and F4)

S586188M - GENERAL GOVERNMENT: SECURITIES HELD BY NON-RESIDENTS

The share of general government securities held by non-res-

idents. The aggregate is partly estimated on the basis of information provided by the Italian Foreign Exchange Office (UIC). (ESA95: Sector S2, Instrument F33)

TCCE0225 - GENERAL GOVERNMENT DEBT: BY SUBSECTOR

S079329M - CENTRAL GOVERNMENT: UNCONSOLIDATED GROSS DEBT

The sum of central government financial liabilities (excluding those held by that subsector), including those that are assets of entities belonging to the other subsectors of general government. The aggregate is calculated according to the methodological criteria established in European Council Regulation no. 3605/93. (ESA95: Sector S1311, Instruments F2, F33 and F4)

S102740M - CENTRAL GOVERNMENT: CONSOLIDATING ITEMS

Central government financial liabilities that are assets of entities belonging to other subsectors of general government. The aggregate is calculated according to the methodological criteria established in European Council Regulation no. 3605/93.

S139396M - LOCAL GOVERNMENT: UNCONSOLIDATED GROSS DEBT

The sum of local government financial liabilities (excluding those held by that subsector), including those that are assets of entities belonging to the other subsectors of general government. The aggregate is calculated according to the methodological criteria established in European Council Regulation no. 3605/93. (ESA95: Sector S1313, Instruments F33 and F4)

S148651M - LOCAL GOVERNMENT: CONSOLIDATING ITEMS

Local government financial liabilities that are assets of entities belonging to the other subsectors of general government. The aggregate is calculated according to the methodological criteria established in European Council Regulation no. 3605/93.

S159481M - SOCIAL SECURITY INSTITUTIONS: UNCONSOLIDATED GROSS DEBT

The sum of the financial liabilities of social security institutions (excluding those held by that subsector), including those that are assets of entities belonging to the other subsectors of general government. The aggregate is calculated according to the methodological criteria established in European Council Regulation no. 3605/93. (ESA95: Sector S1314, Instrument F4)

S167668M - SOCIAL SECURITY FUNDS: CONSOLIDATING ITEMS

Financial liabilities of social security institutions that are assets of entities belonging to the other subsectors of general government. The aggregate is calculated according to the methodological criteria established in European Council Regulation no. 3605/93.

S288236M - CENTRAL GOVERNMENT: LOANS FROM OTHER MONETARY FINANCIAL INSTITUTIONS

Loans disbursed by resident monetary financial institutions, the European Investment Bank and, as of September 2006, Cassa Depositi e Prestiti S.p.A. to be redeemed by the state. Loans denominated in foreign currencies are converted using the end-of-period exchange rate. Following the decisions of Eurostat announced on 23 May 2005, the series loans raised by Infrastrutture S.p.A. to finance the construction of high-speed railway infrastructure. (ESA95: Sector S1311, Instrument F4)

S308890M - LOCAL GOVERNMENT: LOANS FROM OTHER MONETARY FINANCIAL INSTITUTIONS

Loans disbursed by resident monetary financial institutions, the European Investment Bank and, as of September 2006, Cassa Depositi e Prestiti S.p.A. to be redeemed by local government. Loans denominated in foreign currencies are converted using the end-of-period exchange rate. (ESA95: Sector S1313, Instrument F4)

S319464M - GENERAL GOVERNMENT: GROSS DEBT

The sum of general government financial liabilities, excluding those that are assets of general government entities. The aggregate is calculated according to the methodological cri-

teria established in European Council Regulation no. 3605/93. (ESA95: Sector S13, Instruments F2, F33 and F4)

S493639M - SOCIAL SECURITY INSTITUTIONS: GROSS DEBT

The sum of the financial liabilities of social security institutions, excluding those that are assets of general government entities. The aggregate is calculated according to the methodological criteria established in European Council Regulation no. 3605/93. (ESA95: Sector S1314, Instrument F4)

S554881M - CENTRAL GOVERNMENT: SECURITIES

Securities issued by central government and not subscribed by general government entities. They are included at nominal value. For securities denominated in foreign currencies, the conversion is made using the end-of-period exchange rate. Account is also taken of swaps. The series also includes securities issued for the settlement of past debts, those issued by former autonomous government agencies to be redeemed by the state and those issued in December 1993 to establish the Treasury payments account at the Bank of Italy pursuant to Law 483/1993 and those issued in November 1994 to consolidate the suspense account referred to in the Ministerial Decree of 15.11.1994 (76.206 trillion lire); the latter securities, initially held in the Bank of Italy's portfolio, were the subject of a bond conversion transaction in December 2002. Following the decisions of Eurostat announced on 23 May 2005, the series includes securities issued by Infrastrutture S.p.A. to finance the construction of high-speed railway infrastructure. (ESA95: Sector S1311, Instrument F33)

S595969M - LOCAL GOVERNMENT: SECURITIES

Securities issued by local government and not subscribed by general government entities. They are included at nominal value. For securities denominated in foreign currencies, the conversion is made using the end-of-period exchange rate. Account is also taken of swaps. (ESA95: Sector S1313, Instrument F33)

S630911M - CENTRAL GOVERNMENT: GROSS DEBT

The sum of central government financial liabilities, exclud-

ing those that are assets of general government entities. The aggregate is calculated according to the methodological criteria established in European Council Regulation no. 3605/93. (ESA95: Sector S1311, Instruments F2, F33 and F4)

S653442M - LOCAL GOVERNMENT: GROSS DEBT

The sum of local government financial liabilities, excluding those that are assets of general government entities. The aggregate is calculated according to the methodological criteria established in European Council Regulation no. 3605/93. (ESA95: Sector S1313, Instruments F33 and F4)

TCCE0250 - LOCAL GOVERNMENT DEBT: BY SUB-SECTOR AND INSTRUMENT

S222859M - PROVINCES: SECURITIES

Securities issued by provinces and metropolitan areas and not subscribed by general government entities. For securities denominated in foreign currencies, the conversion is made using the end-of-period exchange rate. Account is also taken of swaps.

S254411M - PROVINCES: LOANS FROM OTHER MONETARY FINANCIAL INSTITUTIONS AND CDP S.P.A.

Loans disbursed by resident monetary financial institutions, Depositi e Prestiti S.p.A. and the European Investment Bank to be redeemed by provinces and metropolitan areas. Loans denominated in foreign currencies are converted using the end-of-period exchange rate.

S274087M - MUNICIPALITIES: GROSS DEBT

The sum of the financial liabilities of municipalities and unions of municipalities excluding those that are assets of general government entities. The aggregate is calculated according to the methodological criteria established in European Council Regulation no. 3605/93.

S291319M - MUNICIPALITIES: SECURITIES

Securities issued by municipalities and unions of municipalities and not subscribed by general government entities. For securities denominated in foreign currencies, the conversion is made using the end-of-period exchange rate. Account is also taken of swaps.

S303852M - MUNICIPALITIES: LOANS FROM OTHER MONETARY FINANCIAL INSTITUTIONS AND CDP S.P.A.

Loans disbursed by resident monetary financial institutions, Depositi e Prestiti S.p.A. and the European Investment Bank to be redeemed by municipalities and unions of municipalities. Loans denominated in foreign currencies are converted using the end-of-period exchange rate.

S599075M - REGIONS AND AUTONOMOUS PROVINCES: GROSS DEBT

The sum of the financial liabilities of regions, excluding those that are assets of general government entities. The aggregate is calculated according to the methodological criteria established in European Council Regulation no.3605/93. The series also includes the liabilities in connection with securitizations of receivables from health-sector bodies.

S612101M - REGIONS AND AUTONOMOUS PROVINCES: SECURITIES

Securities issued by regions and not subscribed by general government entities. They are included at nominal value. For securities denominated in foreign currencies, the conversion is made using the end-of-period exchange rate. Account is also taken of swaps.

S645440M - REGIONS AND AUTONOMOUS: LOANS FROM OTHER MONETARY FINANCIAL INSTITUTIONS AND CDP S.P.A.

Loans disbursed by resident monetary financial institutions, Cassa Depositi e Prestiti S.p.A. and the European Investment Bank to be redeemed by regions. Loans denominated in foreign currencies are converted using the end-of-period exchange rate.

S653442M - LOCAL GOVERNMENT: GROSS DEBT

The sum of local government financial liabilities, excluding those that are assets of general government entities. The aggregate is calculated according to the methodological criteria established in European Council Regulation no. 3605/93. (ESA95: Sector S1313, Instruments F33 and F4)

S737731M - OTHER LOCAL GOVERNMENT: GROSS DEBT

The sum of the financial liabilities of other local government entities, excluding those that are assets of general gov-

ernment entities. The aggregate is calculated according to the methodological criteria established in European Council Regulation no. 3605/93.

S893669M - PROVINCES: GROSS DEBT

The sum of the financial liabilities of provinces and metropolitan areas excluding those that are assets of general government entities. The aggregate is calculated according to the methodological criteria established in European Council Regulation no. 3605/93.

TCCE0275 - LOCAL GOVERNMENT DEBT: BY GEOGRAPHICAL AREA**S653442M - LOCAL GOVERNMENT: GROSS DEBT**

The sum of local government financial liabilities, excluding those that are assets of general government entities. The aggregate is calculated according to the methodological criteria established in European Council Regulation no. 3605/93. (ESA95: Sector S1313, Instruments F33 and F4)

S775460M - LOCAL GOVERNMENT (NORTH-WEST): GROSS DEBT

The sum of the financial liabilities of local government entities located in the North-West, excluding those that are assets of general government entities. The aggregate is calculated according to the methodological criteria established in European Council Regulation no. 3605/93.

S785031M - LOCAL GOVERNMENT (NORTH-EAST): GROSS DEBT

The sum of the financial liabilities of local government entities located in the North-East, excluding those that are assets of general government entities. The aggregate is calculated according to the methodological criteria established in European Council Regulation no. 3605/93.

S791946M - LOCAL GOVERNMENT (CENTRE): GROSS DEBT

The sum of the financial liabilities of local government entities located in the Centre, excluding those that are assets of general government entities. The aggregate is calculated according to the methodological criteria established in European Council Regulation no. 3605/93.

S800808M - LOCAL GOVERNMENT (SOUTH): GROSS DEBT

The sum of the financial liabilities of local government entities located in the South, excluding those that are assets of general government entities. The aggregate is calculated according to the methodological criteria established in European Council Regulation no. 3605/93.

S837146M - LOCAL GOVERNMENT (ISLANDS): GROSS DEBT

The sum of the financial liabilities of local government entities located in the Islands, excluding those that are assets of general government entities. The aggregate is calculated according to the methodological criteria established in European Council Regulation no. 3605/93.

TCCE0300 - GENERAL GOVERNMENT DEBT AND DEPOSITS**S202988M - GENERAL GOVERNMENT: DEPOSITS HELD WITH CENTRAL BANK**

Consists mainly of the Treasury payments account (Law 483/1993 and Ministerial Decree of 19.09.2005), the sinking fund for the redemption of government securities (Law 432/1993 as amended by Decree Law 436/1994, reiterated several times and ratified by Law 110/1996).

S319464M - GENERAL GOVERNMENT: GROSS DEBT

The sum of general government financial liabilities, excluding those that are assets of general government entities. The aggregate is calculated according to the methodological criteria established in European Council Regulation no. 3605/93. (ESA95: Sector S13, Instruments F2, F33 and F4)

S371683M - TREASURY PAYMENTS ACCOUNT

The Treasury payments account (Law 483/1993).

S399281M - SINKING FUND FOR THE REDEMPTION OF GOVERNMENT SECURITIES

The sinking fund for the redemption of government securities (Law 432/1993 as amended by Decree Law 436/1994, reiterated several times and ratified by Law 110/1996).

S687961M - GENERAL GOVERNMENT: DEBT NET OF DEPOSITS HELD WITH CENTRAL BANK

The sum of the financial liabilities of general government, excluding those that are assets of general government entities, net of deposits held with the Bank of Italy. The aggregate is calculated according to the methodological criteria established in European Council Regulation no. 3605/93.

S752783M - GENERAL GOVERNMENT: DEPOSITS HELD WITH OTHER RESIDENT MONETARY FINANCIAL INSTITUTIONS

The sum of general government deposits held with resident monetary financial institutions.

GENERAL INFORMATION

- I - Unless indicated otherwise, figures have been computed by the Bank of Italy.
- II - Symbols and Conventions:
- the phenomenon in question does not occur;
 - the phenomenon occurs but its value is not known;
 - .. the value is known but is nil or less than half the final digit shown.
- Figures in parentheses in roman type () are provisional, those in parentheses in italics () are estimated.
- III - The tables are identified both by a number and by an alphanumeric code that defines the content of the table in the database in the electronic archive in which information to be released to the public is held. A similar code identifies the different aggregates shown in each table.
- IV - The methodological notes in the last part of the Supplement are identified by electronic codes that refer to the tables and, within each table, to the individual aggregates. Notes that refer to a single observation are also identified by the date of that observation.

SUPPLEMENTS TO THE STATISTICAL BULLETIN

Monetary Financial Institutions: Banks and Money Market Funds (monthly)

The Financial Market (monthly)

The Public Finances, borrowing requirement and debt (monthly)

Balance of Payments (monthly)

Monetary and Credit Aggregates of the Euro Area: the Italian Components (monthly)

Financial Accounts (quarterly)

Payment System (half yearly)

Public Finance Statistics in the European Union (annual)

Local Government Debt (annual)

Household Wealth in Italy (annual)

Sample Surveys (irregular)

Methodological Notes (irregular)

All the supplements are available on the Bank of Italy's site (www.bancaditalia.it).

Requests for clarifications concerning data contained in this publication can be sent by e-mail to statistiche@bancaditalia.it

