



BANCA D'ITALIA
EUROSISTEMA

The Italian economy in brief

No. 91 - November 2014

GDP, national demand, foreign trade

Chained linked volumes; annualized percentage changes on previous period;
seasonally and working days adjusted for quarterly data.

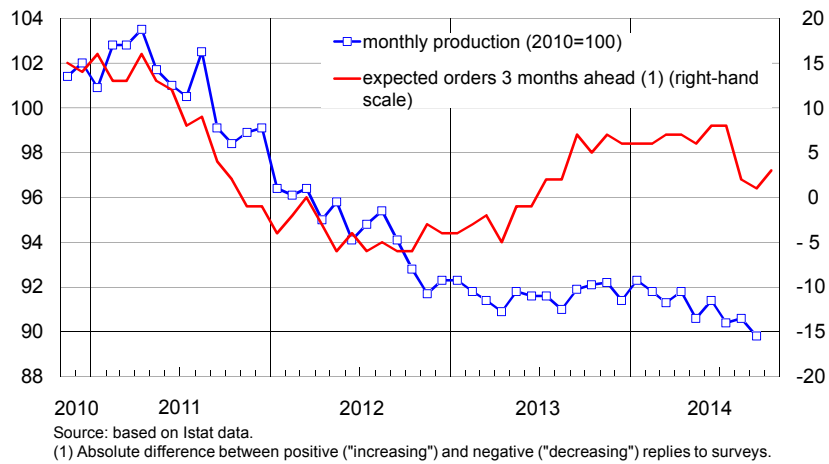
	Gross domestic product (1)	Gross fixed investment	Household and NPISH consumption (2)	Government consumption	Total national demand (3)	Exports of goods and services	Imports of goods and services
2010	1.7	-0.5	1.2	0.6	1.9	11.8	12.4
2011	0.6	-1.9	0.0	-1.8	-0.6	5.2	0.5
2012	-2.3	-7.4	-4.0	-1.5	-5.0	2.0	-8.0
2013	-1.9	-5.4	-2.8	-0.7	-2.9	0.6	-2.7
2013 IV	-0.5	-0.2	0.1	2.5	-0.5	-0.9	-1.6
2014 I	0.1	-5.8	0.5	-1.2	-0.3	0.9	-0.1
II	-0.9	-3.4	0.6	0.4	-1.3	4.5	3.1
III	-0.4

Source: Istat.

(1) For GDP, preliminary estimates, not necessarily coherent with quarterly components and the whole annual accounts. (2) Non-profit institutions serving households. (3) Including changes in inventories and acquisition less disposals of valuables.

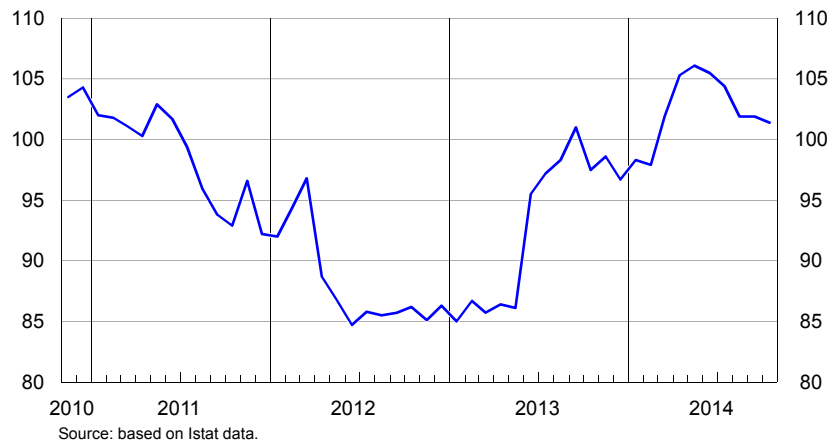
Industrial production and expected demand

manufacturing; seasonally adjusted



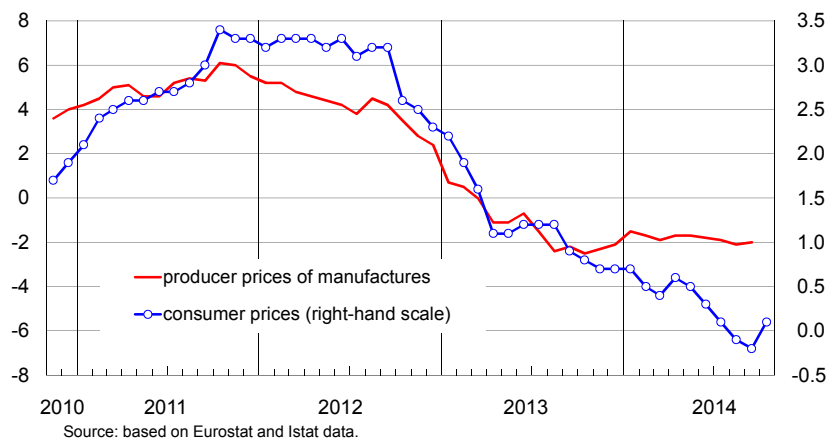
Household confidence index

2005=100; seasonally adjusted

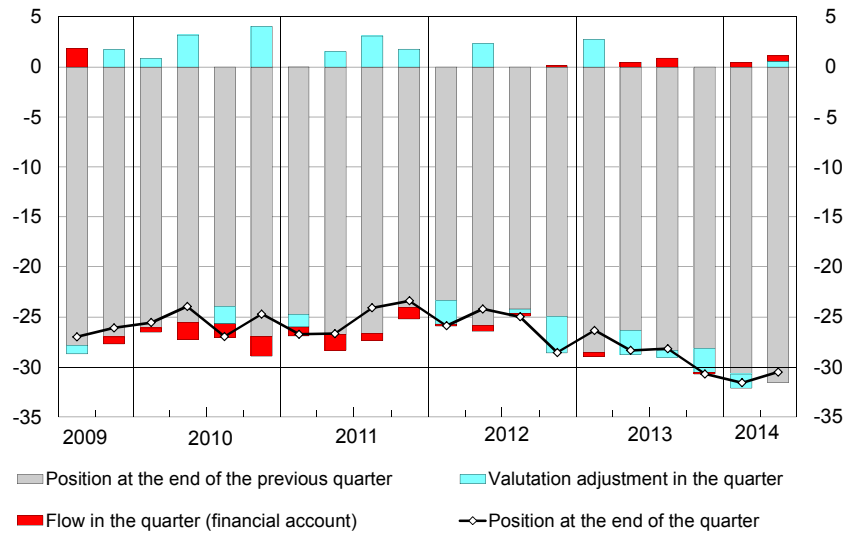


Producer and consumer prices

percentage changes on year-earlier period



International investment position (1) percentages of GDP



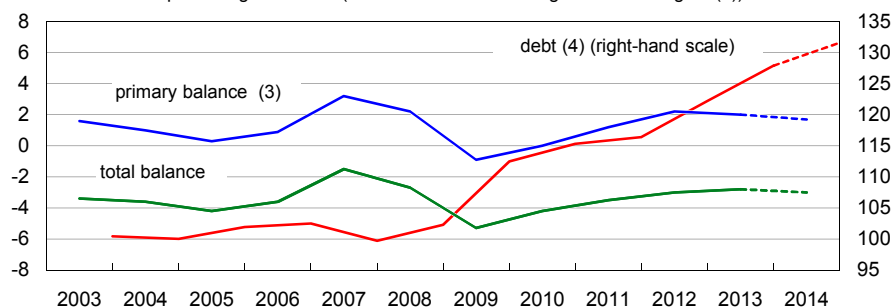
Source for GDP: ISTAT.

(1) The position at the end of the quarter is equal to the position at the end of the previous quarter adjusted for the flows on the financial account during the quarter and for valuation adjustments.

Balance of payments net balances; billions of euros

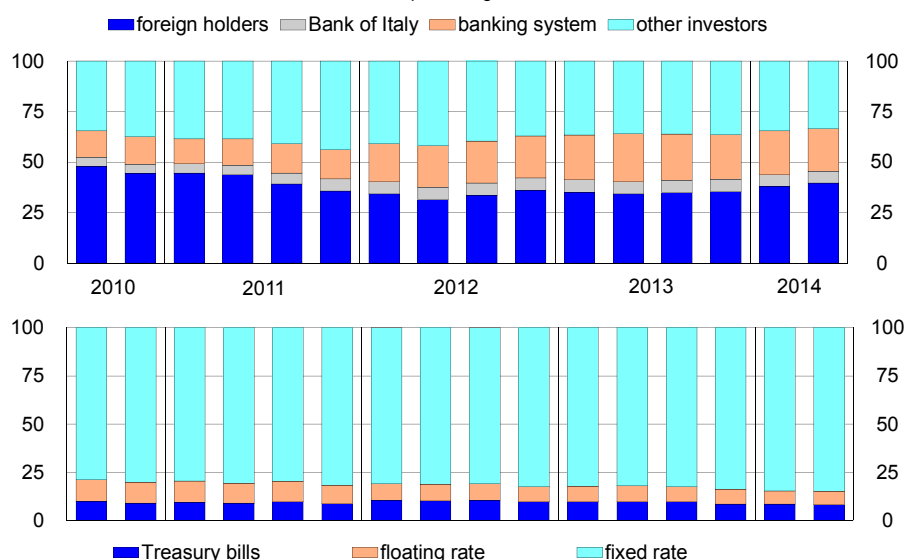
	Current account		Capital account	Net lending to the rest of the world (A+B)	Financial account			Errors and omissions C-(A+B)
	Total	of which: Merchandise			Total	of which: Portfolio investment	Change in reserve assets	
	A		B		C			
2010	-55.7	-21.7	0.0	-55.7	-87.8	42.5	1.0	-32.1
2011	-50.4	-18.6	1.0	-49.4	-70.1	9.7	0.9	-20.7
2012	-8.2	15.6	3.9	-4.3	-14.8	-25.9	1.5	-10.5
2013	16.6	36.8	-0.1	16.5	12.0	-14.6	1.5	-4.5
2013 Jan.-Sept.	6.4	25.2	-2.3	4.1	14.5	3.3	1.6	10.4
2014 Jan.-Sept.	15.3	35.0	-0.4	14.9	16.7	-51.8	-0.2	1.9
2013 Sept.	-0.3	1.4	-0.1	-0.4	4.3	-15.3	-0.2	4.6
Oct.	4.1	4.4	1.0	5.1	-5.2	-36.0	-0.3	-10.3
Nov.	3.0	3.3	0.8	3.8	0.2	-7.0	0.1	-3.6
Dec.	3.0	3.9	0.4	3.4	2.4	25.0	0.1	-1.0
2014 Jan.	-1.5	0.9	-0.1	-1.6	-6.0	-44.4	0.1	-4.4
Feb.	0.3	3.2	-0.1	0.1	8.3	4.4	-0.4	8.1
Mar.	0.3	4.4	-0.3	0.0	5.4	8.3	0.2	5.5
April	2.9	4.4	0.0	2.9	5.1	-17.6	0.2	2.2
May	0.9	4.5	0.0	0.9	-4.6	-23.2	-0.2	-5.5
June	2.3	3.9	0.3	2.6	8.3	-4.9	-0.1	5.7
July	7.6	7.9	0.0	7.6	2.1	-11.1	0.3	-5.6
Aug.	1.7	3.3	0.0	1.7	4.9	25.4	-0.1	3.2
Sept.	0.6	2.4	-0.1	0.5	-6.8	11.2	-0.1	-7.3

General government total balance, primary balance and debt (1) percentages of GDP (the dotted lines indicate government targets (2))



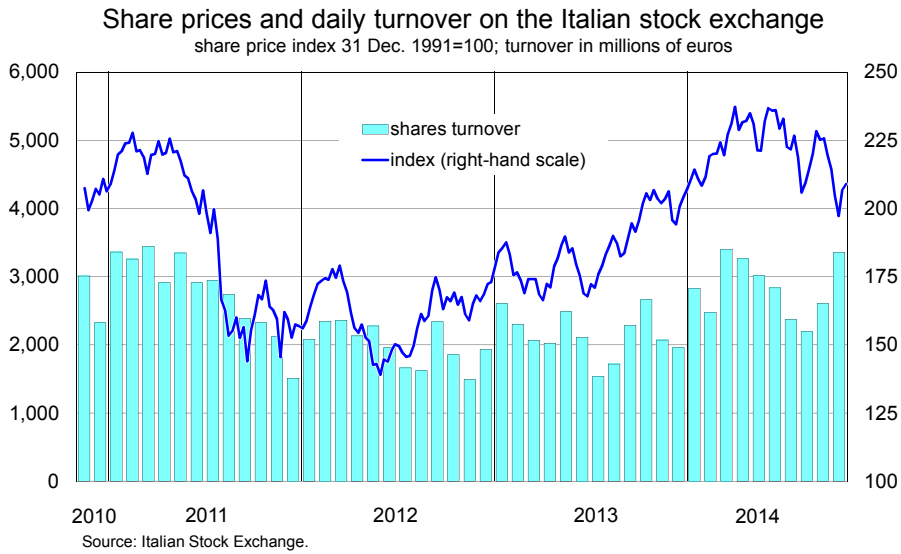
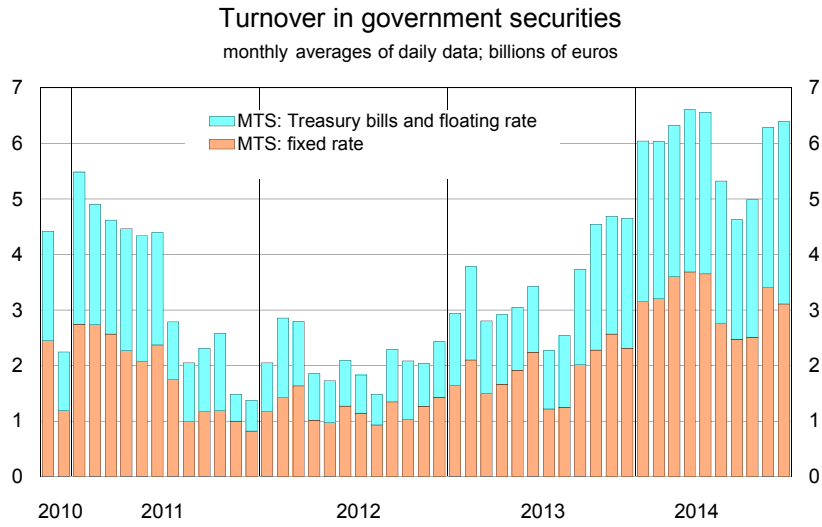
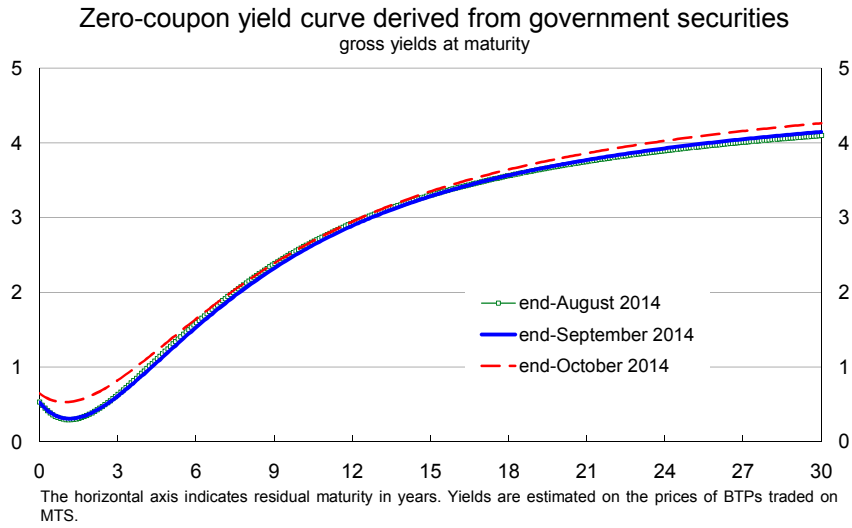
(1) The data are in accordance with ESA 2010. (2) Source: Update of the 2014 Economy and Finance Document (October 2014). (3) Overall balance net of interest payments. (4) Calculated according to the EC Regulation no. 2009/479.

Stock of government securities by type of investor and security percentages



Government benchmark bonds: gross yields to maturity annual and monthly averages of daily data

	Fixed rate					Floating rate
	2 years	3 years	5 years	10 years	30 years	
2010	1.84	2.18	2.90	4.03	4.92	1.73
2011	3.80	4.19	4.68	5.43	6.04	4.29
2012	3.15	3.63	4.53	5.51	6.01	5.11
2013	1.61	2.21	3.11	4.32	5.03	2.54
2013 Nov.	1.19	1.83	2.70	4.10	4.95	2.21
Dec.	1.32	1.79	2.69	4.11	4.90	2.05
2014 Jan.	1.15	1.58	2.44	3.87	4.70	1.82
Feb.	0.94	1.39	2.30	3.65	4.55	1.74
Mar.	0.81	1.17	2.07	3.40	4.37	1.49
April	0.77	1.00	1.82	3.23	4.22	1.28
May	0.87	1.08	1.74	3.12	4.15	1.45
June	0.68	0.94	1.46	2.92	4.04	1.33
July	0.56	0.78	1.38	2.79	3.99	1.28
Aug.	0.43	0.66	1.24	2.63	3.82	1.21
Sept.	0.43	0.57	1.07	2.40	3.70	1.13
Oct.	0.62	0.78	1.15	2.42	3.76	1.19



THE ITALIAN ECONOMY IN BRIEF

No. 91 - November 2014

Registration with the Court of Rome No. 70/2008, 26 February 2008

Director: EUGENIO GAIOTTI