

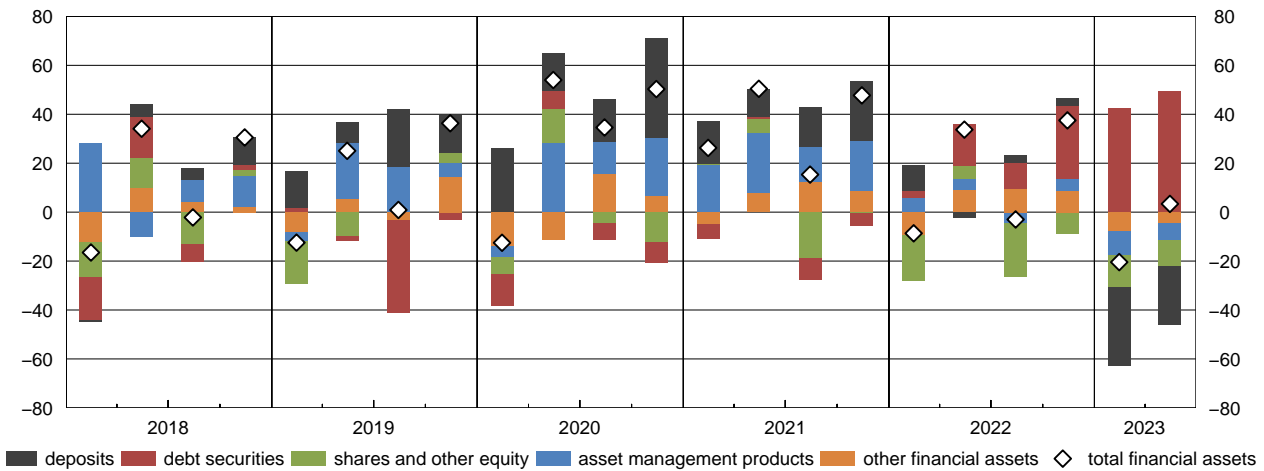
Financial Accounts

16 October 2023

For further information: statistiche@bancaditalia.it
www.bancaditalia.it/statistiche/index.html

Figure 1

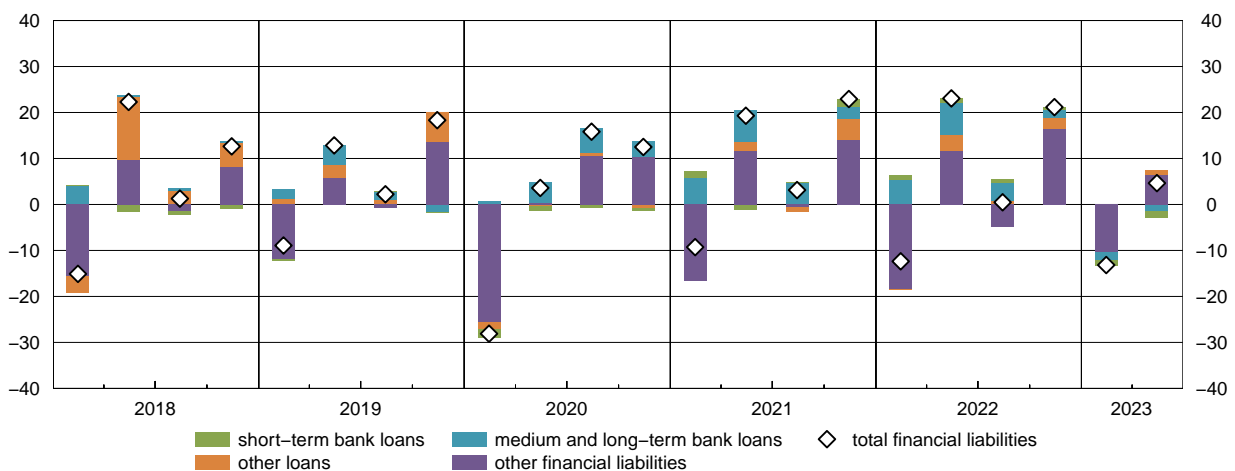
Households' financial assets (flows, billions of euros)



In the second quarter of 2023, Italian households purchased financial assets for 3.4 billion of euros. The significant purchase of debt securities (49.3 billion) counterbalanced the decrease in deposits (-24.3 billion), the sale of shares and other equity (-10.2 billion), of asset management products (-7 billion) and of other financial assets (-4.4 billion).

Figure 2

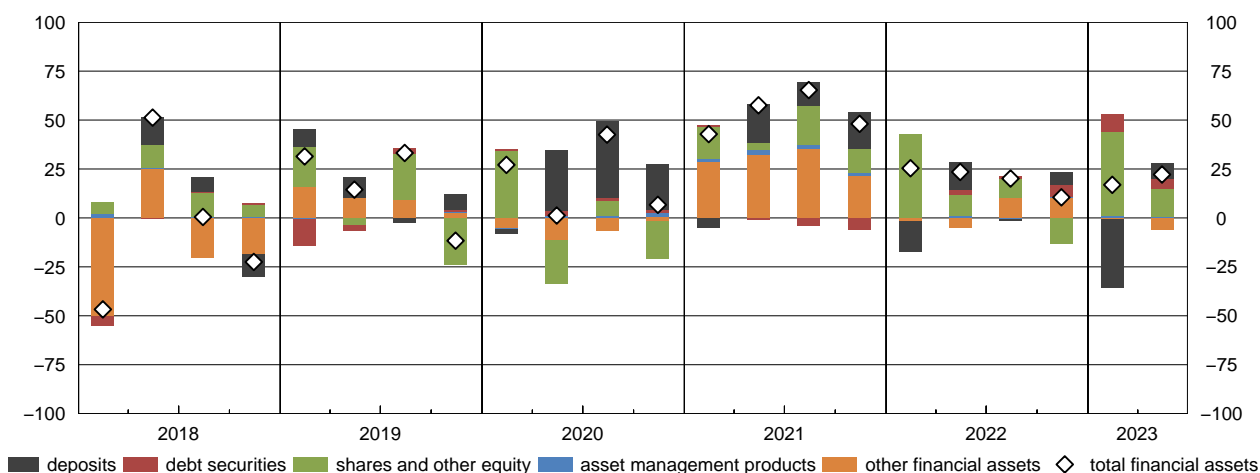
Households' financial liabilities (flows, billions of euros)



In the second quarter of 2023, Italian households' financial liabilities increased by 4.6 billion of euros. The reduction of banking loans (-2.9 billion) was more than offset by the increase of other financial liabilities (6.5 billion) and other loans (1 billion).

Figure 3

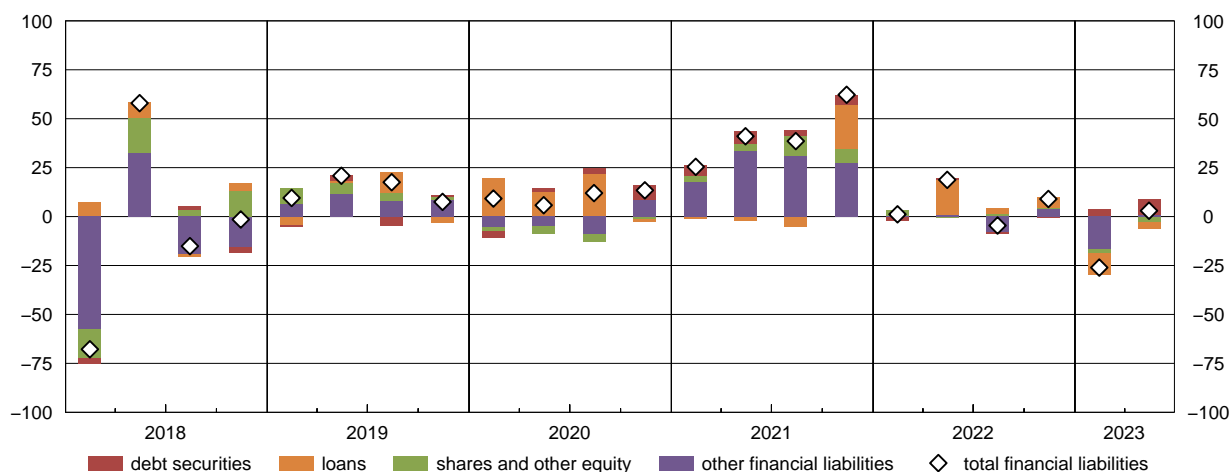
Non-financial corporations' financial assets
(flows, billions of euros)



In the second quarter of 2023, Italian firms' acquisition of financial assets amounted to 22.2 billion of euros, driven by the purchase of shares and other equity (14.6 billion), debt securities (4.8 billion) and the increase in deposits (8.2 billions).

Figure 4

Non-financial corporations' financial liabilities
(flows, billions of euros)



In the second quarter of 2023, Italian firms' incurrence of financial liabilities was small. The net issuance of debt securities was 7.9 billion of euros, while loans decreased (-3.1 billion).

Notice to Readers

With the publication of the Financial accounts on the second quarter of 2020, the time series on stocks and on transaction flows of “bonds issued by MFIs” on the asset and liability side of Monetary financial institutions no longer include the repurchased securities of own issue. Revisions start from the last quarter of 2017 and cause a decrease in the corresponding time series of stocks by approximately euro 147 billion at the end of 2017. The statistical treatment of such item has been updated due to the analogous revision in the banking statistics domain (see Methods and sources: [Methodological notes of Banks and money: national data](#)).

Starting from 4 June 2021 issue, financial accounts data will adopt a new subdivision of foreign statistics by institutional sectors. The new methodology, already adopted for the Balance of Payments and International Investment Position, exploits more detailed data on the ownership of both Pension funds and Insurance companies. The related revisions mainly affect the allocation of mutual fund shares investment, whose foreign component is not observable and depends on estimates assumptions. Compared to the previous issues, the main revisions are related to the Households and NPISH sector, which from now on holds a significantly larger amount of foreign mutual fund shares, as well as the Other financial intermediaries sector, whose amount will be, on the opposite, smaller. Further significant revisions involve the Insurance company, Pension funds, and Financial auxiliary sectors.

Following the dissemination of financial accounts statistics on the first quarter of 2022, the time series on stocks and flows of the Financial auxiliaries and of the Other financial intermediaries except non-MMF investment funds sectors display some revisions, due to the reclassification of some institutional units between the two sectors. The reclassification follows the changes reported in the Bank of Italy circular No. 140, containing instructions related to the classification of institutional units.

The methodology and the main statistical sources used to produce financial accounts statistics are described in the publication “I Conti Finanziari dell’Italia”, that can be consulted at this [link](#).

General information

- I Unless indicated otherwise, figures have been computed by the Bank of Italy.
- II Symbols and Conventions:
 - the phenomenon does not occur;
 - the phenomenon occurs but its value is not known;
 - .. the value is known but is nil or less than half the final digit shown.

Figures in parentheses in roman type () are provisional. Those in parentheses in italics () are estimated.
- III The tables are identified both by a number and by an alphanumeric code that defines the content of the table in the electronic database holding the information to be released to the public. A similar code identifies the different aggregates shown in each table.

Contents

Data access in BDS:

Table 1	- Italy's financial assets and liabilities in 2021 (stocks)	TFAA0000
Table 2	- Italy's financial assets and liabilities in 2021 (flows)	TFAA0000
Table 3	- Italy's financial assets and liabilities in 2022 (stocks)	TFAA0000
Table 4	- Italy's financial assets and liabilities in 2022 (flows)	TFAA0000
Table 5	- Non-financial corporations (stocks)	TFAT0001
Table 6	- Non-financial corporations (flows)	TFAT0001
Table 7	- Central Bank (stocks)	TFAT0002
Table 8	- Central Bank (flows)	TFAT0002
Table 9	- Monetary financial institutions except Central Bank (stocks)	TFAT0003
Table 10	- Monetary financial institutions except Central Bank (flows)	TFAT0003
Table 11	- Other financial intermediaries except non-MMF investment funds (stocks)	TFAT0004
Table 12	- Other financial intermediaries except non-MMF investment funds (flows)	TFAT0004
Table 13	- Non-MMF investment funds (stocks)	TFAT0005
Table 14	- Non-MMF investment funds (flows)	TFAT0005
Table 15	- Financial auxiliaries (stocks)	TFAT0006
Table 16	- Financial auxiliaries (flows)	TFAT0006
Table 17	- Insurance corporations (stocks)	TFAT0007
Table 18	- Insurance corporations (flows)	TFAT0007
Table 19	- Pension funds (stocks)	TFAT0008
Table 20	- Pension funds (flows)	TFAT0008
Table 21	- Central government (stocks)	TFAT0009
Table 22	- Central government (flows)	TFAT0009
Table 23	- Local government (stocks)	TFAT0010
Table 24	- Local government (flows)	TFAT0010
Table 25	- Social security funds (stocks)	TFAT0011
Table 26	- Social security funds (flows)	TFAT0011
Table 27	- Households and non-profit institutions serving households (stocks)	TFAT0012
Table 28	- Households and non-profit institutions serving households (flows)	TFAT0012
Table 29	- Rest of the world (stocks)	TFAT0013
Table 30	- Rest of the world (flows)	TFAT0013
Table 31	- Total financial instruments (stocks)	TFAT0014
Table 32	- Total financial instruments (flows)	TFAT0014

Financial accounts

Table 1

Access to data:

[TFAA0000](#)

Italy's financial assets and liabilities in 2021

(stocks in millions of euros)

Financial instruments	Institutional sectors									
	Non-financial corporations		Financial corporations							
			Monetary financial institutions		Other financial intermediaries		Financial auxiliaries		Insurance corporations and pension funds	
	Assets	Liabilities	Assets	Liabilities	Assets	Liabilities	Assets	Liabilities	Assets	Liabilities
Monetary gold and SDRs	-	-	152,210	25,979	-	-	-	-	-	-
Currency and transferable deposits, with	503,596	67,630	781,894	2,945,054	94,318	-	26,495	-	24,817	-
MFIs	454,798	-	493,518	2,945,054	86,520	-	25,168	-	23,465	-
other residents	12,202	67,630	166,206	-	2,295	-	-	-	656	-
rest of the world	36,596	-	122,170	-	5,503	-	1,327	-	695	-
Other deposits, with	22,307	-	674,013	1,455,796	231,841	..	460	-	551	-
MFIs	12,107	-	604,456	1,455,796	231,841	-	460	-	520	-
other residents	-	4,943	-	-	..	-	-	-	-
rest of the world	10,200	-	64,613	-	..	-	..	-	31	-
Short-term securities, issued by	389	3,353	26,758	..	10,388	17	3,583	-	11,322	175
general government	17	-	11,585	-	8,765	-	3,555	-	4,006	-
other residents	3,353	16	..	5	17	..	-	..	175
rest of the world	372	-	15,157	-	1,618	-	28	-	7,316	-
Bonds, issued by	55,218	168,636	1,623,371	277,647	133,161	232,628	63,092	6,770	651,251	16,823
MFIs	4,807	-	80,769	277,647	9,165	-	9,686	-	14,316	-
central government: CCTs	349	-	116,305	-	1,363	-	766	-	11,273	-
central government: other	35,244	-	1,024,824	-	30,142	-	47,645	-	315,595	-
local government	-	1,825	-	..	-	..	-	477	-
other residents	2,244	168,636	175,667	-	21,529	232,628	513	6,770	16,005	16,823
rest of the world	12,574	-	223,982	-	70,963	-	4,483	-	293,585	-
Derivates and employee stock options ..	41,254	44,807	119,108	135,766	2,968	1,756	454	578	2,085	2,839
Short-term loans, of	44,384	244,338	345,983	..	36,920	157,255	..	6,107	18	2,001
MFIs	-	146,024	345,983	..	-	81,572	-	6,107	-	965
other financial corporations	-	21,759	-	..	36,920	-	..	-	18	..
general government	-	-	-	-	-	-	-	-	-	-
other residents	44,384	42,051	-	-	-	-	-	-	-	-
rest of the world	-	34,504	-	..	-	75,683	-	..	-	1,036
Medium and long-term loans, of	45,345	902,427	1,470,393	70,372	329,926	117,976	..	6,354	2,448	11,231
MFIs	-	517,146	1,470,393	65,147	-	79,091	-	6,168	-	3,691
other financial corporations	-	197,186	-	24	329,926	6,021	..	152	2,448	9
general government	-	58,501	-	5,200	-	..	-	..	-	366
other residents	45,345	29,556	-	-	-	-	-	-	-	-
rest of the world	-	100,039	-	..	-	32,864	-	34	-	7,166
Shares and other equity, issued by	810,731	2,379,312	175,878	207,677	364,836	254,565	43,420	30,391	146,972	140,584
residents	458,986	2,379,312	95,807	207,677	284,982	254,565	32,808	30,391	71,246	140,584
of which: listed shares	132,156	431,066	32,743	123,338	46,268	19,442	18,217	11,092	7,971	37,922
rest of the world	351,745	-	80,071	-	79,854	-	10,612	-	75,726	-
Mutual fund shares, issued by	38,093	-	31,763	1,866	72,652	375,763	55,079	-	328,225	-
residents	10,413	-	24,951	1,866	1,987	375,763	20,469	-	45,618	-
rest of the world	27,680	-	6,811	-	70,665	-	34,610	-	282,607	-
Insurance, pension and standardised guarantee schemes	17,792	112,986	31,819	11,131	-	-	-	-	4,677	1,037,088
net equity of households	-	112,986	-	11,131	-	-	-	-	-	983,174
other provisions	17,792	-	31,819	-	-	-	-	-	4,677	53,914
Other accounts receivable/payable	687,045	640,987	31,844	2,079	3,387	2,701	14	48	6,126	6,003
trade credits	637,042	582,477	235	391	-	-	-	-	1,109	2,992
other	50,003	58,509	31,608	1,688	3,387	2,701	14	48	5,017	3,010
Total	2,266,153	4,564,476	5,465,033	5,133,366	1,280,398	1,142,662	192,597	50,248	1,178,492	1,216,744

(follow)

Financial accounts

(follow) **Table 1**

[Access to data:](#)

[TFAA0000](#)

Italy's financial assets and liabilities in 2021

(stocks in millions of euros)

Financial instruments	Institutional sectors											
	General government						Households and non-profit institutions serving households		Rest of the world		Total	
	Central government		Local government		Social security funds		Assets	Liabilities	Assets	Liabilities	Assets	Liabilities
	Assets	Liabilities	Assets	Liabilities	Assets	Liabilities						
Monetary gold and SDRs.....	-	-	-	-	-	-	-	-	25,979	152,210	178,189	178,189
Currency and transferable deposits, with MFIs.....	67,171	177,814	14,785	-	9,901	-	1,195,526	-	665,577	193,581	3,384,079	3,384,079
other residents.....	50,364	-	14,785	-	9,901	-	1,121,290	-	665,244	-	2,945,054	2,945,054
rest of the world.....	12,807	177,814	..	-	..	-	50,945	-	332	-	245,443	245,443
rest of the world.....	4,000	-	..	-	..	-	23,291	-	-	193,581	193,581	193,581
Other deposits, with.....	13,300	60,442	3,712	-	646	-	422,919	-	225,687	79,198	1,595,436	1,595,436
MFIs.....	8,946	-	3,712	-	646	-	367,419	-	225,687	-	1,455,796	1,455,796
other residents.....	-	60,442	-	-	-	-	55,499	-	-	-	60,442	60,442
rest of the world.....	4,354	-	..	-	..	-	..	-	-	79,198	79,198	79,198
Short-term securities, issued by.....	51	113,808	28	..	28	-	1,067	-	88,468	24,728	142,081	142,081
general government.....	51	113,808	28	..	28	-	829	-	84,945	-	113,808	113,808
other residents.....	-	-	-	-	-	-	1	-	3,523	-	3,545	3,545
rest of the world.....	-	-	-	-	-	-	237	-	-	24,728	24,728	24,728
Bonds, issued by.....	25,287	2,397,417	3,133	11,388	28,456	-	230,826	-	989,113	691,599	3,802,909	3,802,909
MFIs.....	13	-	523	-	1,081	-	24,059	-	133,229	-	277,647	277,647
central government: CCTs.....	134	147,516	184	-	130	-	1,497	-	15,516	-	147,516	147,516
central government: other.....	21,706	2,249,901	2,162	-	10,309	-	119,011	-	643,264	-	2,249,901	2,249,901
local government.....	..	-	..	11,388	54	-	3	-	9,030	-	11,388	11,388
other residents.....	2,281	-	233	-	6,516	-	11,795	-	188,076	-	424,858	424,858
rest of the world.....	1,153	-	31	-	10,366	-	74,461	-	-	691,599	691,599	691,599
Derivates and employee stock options	..	19,043	..	674	1,545	30	128,327	90,248	295,741	295,741
Short-term loans, of.....	..	8,236	-	4,088	-	75	9,472	46,101	111,223	79,799	548,000	548,000
MFIs.....	-	4,014	-	3,385	-	75	-	42,747	-	61,094	345,983	345,983
other financial corporations.....	-	4,222	-	703	-	-	-	3,354	-	6,900	36,938	36,938
general government.....	..	-	-	-	-	..	-	-	-
other residents.....	-	-	-	-	-	-	9,472	-	-	11,805	53,856	53,856
rest of the world.....	-	..	-	-	-	-	-	-	111,223	-	111,223	111,223
Medium and long-term loans, of.....	133,960	139,772	10,494	105,541	4,120	20	-	727,503	237,462	152,950	2,234,146	2,234,146
MFIs.....	-	41,358	-	61,647	-	20	-	620,128	-	75,997	1,470,393	1,470,393
other financial corporations.....	-	2,098	-	8,330	-	..	-	103,241	-	15,312	332,374	332,374
general government.....	133,960	574	10,494	31,908	4,120	-	-	4,135	-	47,889	148,574	148,574
other residents.....	-	2,037	-	-	-	-	-	-	-	13,752	45,345	45,345
rest of the world.....	-	93,705	-	3,655	-	-	-	-	237,462	-	237,462	237,462
Shares and other equity, issued by.....	129,547	4,556	13,008	..	8,616	-	1,419,876	-	637,858	733,657	3,750,742	3,750,742
residents.....	112,601	4,556	12,932	..	6,378	-	1,303,488	-	637,858	-	3,017,085	3,017,085
of which: listed shares.....	26,066	-	3,360	-	543	-	75,278	-	280,257	-	622,859	622,859
rest of the world.....	16,946	-	76	-	2,238	-	116,389	-	733,657	733,657	733,657	
Mutual fund shares, issued by.....	71	-	115	-	43,701	-	764,994	-	35,697	992,759	1,370,388	1,370,388
residents.....	67	-	62	-	11,276	-	227,090	-	35,697	-	377,630	377,630
rest of the world.....	4	-	53	-	32,424	-	537,904	-	992,759	992,759	992,759	
Insurance, pension and standardised guarantee schemes.....	81	26,967	1,078	-	..	-	1,210,866	39,049	3,312	42,404	1,269,625	1,269,625
net equity of households.....	-	-	-	-	-	-	1,182,411	39,049	1,656	37,727	1,184,067	1,184,067
other provisions.....	81	26,967	1,078	-	..	-	28,455	-	1,656	4,677	85,558	85,558
Other accounts receivable/payable.....	74,857	79,968	23,183	63,426	32,995	16,922	159,868	190,680	128,870	145,375	1,148,188	1,148,188
trade credits.....	-	4,298	-	45,713	-	2,636	115,695	105,925	97,342	106,991	851,424	851,424
other.....	74,857	75,670	23,183	17,714	32,995	14,286	44,172	84,755	31,528	38,383	296,764	296,764
Total.....	444,324	3,028,024	69,536	185,117	128,462	17,016	5,416,958	1,003,363	3,277,572	3,378,507	19,719,524	19,719,524

Financial accounts

Table 2
[Access to data:](#)
[TFAA0000](#)

Italy's financial assets and liabilities in 2021

(flows in millions of euros)

Financial instruments	Institutional sectors									
	Non-financial corporations		Financial corporations							
			Monetary financial institutions		Other financial intermediaries		Financial auxiliaries		Insurance corporations and pension funds	
	Assets	Liabilities	Assets	Liabilities	Assets	Liabilities	Assets	Liabilities	Assets	Liabilities
Monetary gold and SDRs	-	-	17,771	17,445	-	-	-	-	-	-
Currency and transferable deposits, with	53,092	6,595	115,340	344,457	11,157	-	6,652	-	4,781	-
MFIs	52,280	-	112,982	344,457	8,809	-	5,400	-	4,496	-
other residents	1,528	6,595	3,615	-	741	-	-	-	44	-
rest of the world	-717	-	-1,257	-	1,607	-	1,252	-	241	-
Other deposits, with	-6,650	-	103,297	67,537	4,737	..	-457	-	35	-
MFIs	-5,349	-	98,370	67,537	4,737	-	-457	-	44	-
other residents	-	112	-	-	..	-	-	-	-
rest of the world	-1,301	-	4,815	-	..	-	..	-	-10	-
Short-term securities, issued by	-1,247	754	-8,550	..	-4,645	41	-2,274	-	88	-26
general government	-1,371	-	-6,227	-	-5,628	-	-1,034	-	-1,514	-
other residents	754	16	..	28	41	..	-	..	-26
rest of the world	124	-	-2,339	-	955	-	-1,241	-	1,601	-
Bonds, issued by	-7,896	19,111	173,337	-1,316	8,179	7,328	25,833	1,433	390	300
MFIs	139	-	2,448	-1,316	-1,471	-	6,651	-	-1,827	-
central government: CCTs	126	-	21,305	-	469	-	78	-	169	-
central government: other	-8,145	-	115,628	-	389	-	19,692	-	-16,796	-
local government	-11	-	-1,904	-	..	-	..	-	-36	-
other residents	244	19,111	5,518	-	1,586	7,328	114	1,433	-473	300
rest of the world	-249	-	30,341	-	7,205	-	-702	-	19,353	-
Derivates and employee stock options ..	-247	273	-249	..	886	923	..	2	276	..
Short-term loans, of	862	8,096	-10,375	..	2,941	9,542	..	-160	..	147
MFIs	-	-3,520	-10,375	..	-	-16,565	-	-160	-	148
other financial corporations	-	2,452	-	..	2,941	-	..	-
general government	-	-	-	-	-	-	-	-	-	-
other residents	862	2,228	-	-	-	-	-	-	-	-
rest of the world	-	6,936	-	..	-	26,107	-	..	-	-1
Medium and long-term loans, of	-1,395	6,391	29,355	2,736	13,689	-90	..	-1,487	199	466
MFIs	-	4,165	29,355	3,476	-	-3,944	-	-1,488	-	119
other financial corporations	-	5,554	-	-3	13,689	-718	..	3	199	-4
general government	-	550	-	-737	-	..	-	..	-	..
other residents	-1,395	-1,162	-	-	-	-	-	-	-	-
rest of the world	-	-2,717	-	..	-	4,572	-	-1	-	351
Shares and other equity, issued by	51,813	23,246	12,733	8,486	31,171	43,755	-1,784	-10,109	8,593	-1,059
residents	42,537	23,246	3,224	8,486	13,803	43,755	-1,664	-10,109	7,540	-1,059
of which: listed shares	-2,728	4,041	1,339	173	-5,307	73	3,383	139	1,040	1
rest of the world	9,276	-	9,509	-	17,368	-	-120	-	1,053	-
Mutual fund shares, issued by	7,234	-	4,848	-11	2,670	21,411	-2,056	-	19,907	-
residents	1,489	-	4,064	-11	-502	21,411	84	-	6,113	-
rest of the world	5,745	-	784	-	3,172	-	-2,140	-	13,794	-
Insurance, pension and standardised guarantee schemes	815	2,040	7,357	-398	-	-	-	-	1,176	28,047
net equity of households	-	2,040	-	-398	-	-	-	-	-	25,529
other provisions	815	-	7,357	-	-	-	-	-	1,176	2,518
Other accounts receivable/payable	117,353	100,705	17,613	-808	-1,471	836	-40	24	2,337	-768
trade credits	102,998	98,552	3	93	-	-	-	-	30	-1,069
other	14,355	2,153	17,610	-901	-1,471	836	-40	24	2,307	301
Total	213,735	167,212	462,476	438,129	69,314	83,747	25,874	-10,295	37,782	27,108

(follow)

Financial accounts

(follow) **Table 2**

[Access to data:](#)

[TFAA0000](#)

Italy's financial assets and liabilities in 2021

(flows in millions of euros)

Financial instruments	Institutional sectors											
	General government						Households and non-profit institutions serving households		Rest of the world		Total	
	Central government		Local government		Social security funds		Assets	Liabilities	Assets	Liabilities	Assets	Liabilities
	Assets	Liabilities	Assets	Liabilities	Assets	Liabilities						
Monetary gold and SDRs	-	-	-	-	-	-	-	-	17,445	17,771	35,216	35,216
Currency and transferable deposits, with MFIs	11,223	7,860	-290	-	-1,457	-	84,708	-	78,832	5,126	364,038	364,038
other residents.....	1,984	-	-290	-	-1,457	-	81,512	-	78,740	-	344,457	344,457
rest of the world.....	5,240	7,860	..	-	..	-	3,196	-	91	-	14,455	14,455
rest of the world.....	4,000	-	..	-	..	-	..	-	-	5,126	5,126	5,126
Other deposits, with MFIs	-2,376	-7,463	45	-	301	-	-14,527	-	-20,954	3,377	63,451	63,451
other residents.....	-2,249	-	45	-	301	-	-6,952	-	-20,954	-	67,537	67,537
rest of the world.....	-	-7,463	-	-	-	-	-7,575	-	-	-	-7,463	-7,463
rest of the world.....	-127	-	..	-	..	-	..	-	-	3,377	3,377	3,377
Short-term securities, issued by	50	-12,341	19	..	12	-	-195	-	4,347	-826	-12,397	-12,397
general government.....	50	-12,341	19	..	12	-	-269	-	3,622	-	-12,341	-12,341
other residents.....	-	-	-	-	-	-	1	-	725	-	770	770
rest of the world.....	-	-	-	-	-	-	73	-	-	-826	-826	-826
Bonds, issued by	18,824	114,439	155	-751	-909	-	-19,967	-	-9,469	47,933	188,477	188,477
MFIs.....	..	-	..	-	..	-	-6,521	-	-735	-	-1,316	-1,316
central government: CCTs.....	100	23,215	160	-	10	-	130	-	668	-	23,215	23,215
central government: other.....	17,968	91,224	-1	-	-235	-	-6,156	-	-31,121	-	91,224	91,224
local government.....	..	-	..	-751	-2	-	..	-	1,202	-	-751	-751
other residents.....	255	-	2	-	-923	-	1,330	-	20,518	-	28,172	28,172
rest of the world.....	500	-	-6	-	241	-	-8,749	-	-	47,933	47,933	47,933
Derivates and employee stock options ..	1,511	..	254	279	..	-1,510	..	1,199	1,199
Short-term loans, of	86	-	-350	-	-54	-83	2,549	33,042	6,530	26,387	26,387
MFIs.....	-	86	-	-206	-	-54	-	2,152	-	7,744	-10,375	-10,375
other financial corporations.....	-	..	-	-144	-	-	-	397	-	235	2,941	2,941
general government.....	..	-	-	-	-	..	-	-	-
other residents.....	-	-	-	-	-	-	-83	-	-	-1,449	779	779
rest of the world.....	-	..	-	-	-	-	-	-	33,042	-	33,042	33,042
Medium and long-term loans, of	-6,517	24,397	-787	-2,046	-520	4	-	25,109	29,785	8,326	63,809	63,809
MFIs.....	-	-2,472	-	3,592	-	4	-	19,815	-	6,087	29,355	29,355
other financial corporations.....	-	-104	-	149	-	..	-	5,814	-	3,197	13,888	13,888
general government.....	-6,517	-120	-787	-6,132	-520	-	-	-520	-	-866	-7,824	-7,824
other residents.....	-	-141	-	-	-	-	-	-	-	-92	-1,395	-1,395
rest of the world.....	-	27,235	-	345	-	-	-	-	29,785	-	29,785	29,785
Shares and other equity, issued by	-414	..	-281	..	630	-	-12,441	-	13,143	38,843	103,163	103,163
residents.....	-647	..	-267	..	1,690	-	-15,039	-	13,143	-	64,319	64,319
of which: listed shares.....	..	-	699	-	481	-	5,521	-	4,428	4,428
rest of the world.....	232	-	-14	-	-1,060	-	2,598	-	-	38,843	38,843	38,843
Mutual fund shares, issued by	-	-7	-	5,447	-	51,436	-	6,746	74,825	96,225	96,225
residents.....	..	-	..	-	2,694	-	712	-	6,746	-	21,401	21,401
rest of the world.....	..	-	-7	-	2,753	-	50,725	-	-	74,825	74,825	74,825
Insurance, pension and standardised guarantee schemes	4	7,146	50	-	..	-	27,255	448	738	111	37,394	37,394
net equity of households.....	-	-	-	-	-	-	26,185	448	369	-1,065	26,554	26,554
other provisions.....	4	7,146	50	-	..	-	1,070	-	369	1,176	10,840	10,840
Other accounts receivable/payable	1,696	51,370	-1,555	1,630	3,828	2,554	23,270	7,967	17,829	17,350	180,861	180,861
trade credits.....	-	-109	-	730	-	386	8,005	6,262	10,455	16,646	121,491	121,491
other.....	1,696	51,480	-1,555	900	3,828	2,168	15,265	1,705	7,374	704	59,370	59,370
Total	24,001	185,495	-2,398	-1,518	7,331	2,505	139,735	36,074	169,973	219,366	1,147,822	1,147,822

Financial accounts

Table 3
[Access to data:](#)
[TFAA0000](#)

Italy's financial assets and liabilities in 2022

(stocks in millions of euros)

Financial instruments	Institutional sectors									
	Non-financial corporations		Financial corporations							
			Monetary financial institutions		Other financial intermediaries		Financial auxiliaries		Insurance corporations and pension funds	
	Assets	Liabilities	Assets	Liabilities	Assets	Liabilities	Assets	Liabilities	Assets	Liabilities
Monetary gold and SDRs.....	-	-	161,074	26,311	-	-	-	-	-	-
Currency and transferable deposits, with	492,306	73,608	632,491	2,845,627	77,391	-	22,859	-	24,891	-
MFIs	432,105	-	332,654	2,845,627	72,559	-	22,617	-	23,105	-
other residents	12,159	73,608	167,524	-	2,560	-	-	-	263	-
rest of the world	48,041	-	132,313	-	2,271	-	242	-	1,522	-
Other deposits, with	40,086	-	568,441	1,391,165	235,499	..	1,063	-	545	-
MFIs	29,029	-	497,574	1,391,165	235,499	-	1,063	-	514	-
other residents	-	5,113	-	-	..	-	-	-	-
rest of the world	11,058	-	65,755	-	..	-	..	-	31	-
Short-term securities, issued by.....	2,582	1,965	24,026	..	11,083	526	1,472	-	14,396	169
general government.....	1,915	-	8,754	-	8,044	-	1,313	-	5,033	-
other residents	16	1,965	17	..	11	526	..	-	..	169
rest of the world	651	-	15,255	-	3,028	-	160	-	9,363	-
Bonds, issued by.....	55,808	150,221	1,493,891	253,053	125,022	243,993	63,602	4,976	529,072	15,405
MFIs	9,261	-	72,956	253,053	10,182	-	9,758	-	11,687	-
central government: CCTs	153	-	110,532	-	462	-	513	-	6,638	-
central government: other	29,618	-	909,797	-	26,653	-	49,179	-	239,133	-
local government.....	..	-	2,204	-	..	-	..	-	312	-
other residents	3,116	150,221	177,244	-	21,367	243,993	615	4,976	13,133	15,405
rest of the world	13,660	-	221,158	-	66,358	-	3,537	-	258,169	-
Derivates and employee stock options..	33,654	24,456	153,373	152,141	5,540	2,490	92	24	1,187	2,157
Short-term loans, of	44,384	274,069	354,973	..	36,043	181,617	..	1,037	2	1,093
MFIs	-	145,438	354,973	..	-	84,397	-	1,024	-	102
other financial corporations.....	-	24,080	-	..	36,043	-	..	-	2	..
general government.....	-	-	-	-	-	-	-	-	-	-
other residents	44,384	40,767	-	-	-	-	-	-	-	-
rest of the world	-	63,783	-	..	-	97,219	-	13	-	991
Medium and long-term loans, of	45,609	889,357	1,469,545	80,698	339,921	104,960	..	5,795	2,521	10,858
MFIs	-	501,968	1,469,545	76,809	-	67,823	-	5,667	-	3,360
other financial corporations.....	-	204,023	-	24	339,921	6,432	..	120	2,521	3
general government.....	-	61,308	-	3,864	-	..	-	..	-	366
other residents	45,609	24,502	-	-	-	-	-	-	-	-
rest of the world	-	97,556	-	..	-	30,705	-	8	-	7,130
Shares and other equity, issued by	853,131	2,284,649	168,868	198,957	291,984	161,172	36,114	26,586	134,583	131,836
residents	470,294	2,284,649	91,198	198,957	211,212	161,172	28,057	26,586	64,207	131,836
of which: listed shares.....	116,446	343,936	28,792	112,620	31,975	10,634	15,985	9,516	6,285	33,267
rest of the world	382,837	-	77,670	-	80,772	-	8,056	-	70,376	-
Mutual fund shares, issued by	35,194	-	30,664	3,129	60,751	355,321	50,881	-	293,831	-
residents	11,127	-	24,616	3,129	2,982	355,321	21,684	-	45,696	-
rest of the world	24,067	-	6,048	-	57,769	-	29,197	-	248,135	-
Insurance, pension and standardised guarantee schemes	17,887	115,032	32,450	10,152	-	-	-	-	5,084	889,957
net equity of households.....	-	115,032	-	10,152	-	-	-	-	-	838,851
other provisions.....	17,887	-	32,450	-	-	-	-	-	5,084	51,106
Other accounts receivable/payable.....	689,531	631,015	65,052	2,969	4,153	3,832	40	91	9,456	7,056
trade credits	615,638	567,394	312	690	-	-	-	-	1,925	3,615
other.....	73,893	63,621	64,740	2,279	4,153	3,832	40	91	7,531	3,441
Total	2,310,172	4,444,371	5,154,849	4,964,201	1,187,388	1,053,911	176,124	38,508	1,015,567	1,058,531

(follow)

Financial accounts

(follow) **Table 3**

[Access to data:](#)

[TFAA0000](#)

Italy's financial assets and liabilities in 2022

(stocks in millions of euros)

Financial instruments	Institutional sectors											
	General government						Households and non-profit institutions serving households		Rest of the world		Total	
	Central government		Local government		Social security funds		Assets	Liabilities	Assets	Liabilities	Assets	Liabilities
	Assets	Liabilities	Assets	Liabilities	Assets	Liabilities						
Monetary gold and SDRs.....	-	-	-	-	-	-	-	-	26,311	161,074	187,385	187,385
Currency and transferable deposits, with MFIs.....	60,720	177,460	15,841	-	9,917	-	1,222,334	-	752,446	214,502	3,311,197	3,311,197
other residents.....	41,149	-	15,841	-	9,917	-	1,147,614	-	748,063	-	2,845,627	2,845,627
rest of the world.....	12,771	177,460	..	-	..	-	51,408	-	4,382	-	251,067	251,067
Other deposits, with.....	7,628	54,822	4,061	-	882	-	411,073	-	253,551	76,843	1,522,830	1,522,830
MFIs.....	7,628	-	4,061	-	882	-	361,363	-	253,551	-	1,391,165	1,391,165
other residents.....	-	54,822	-	-	-	-	49,709	-	-	-	54,822	54,822
rest of the world.....	..	-	..	-	..	-	..	-	-	76,843	76,843	76,843
Short-term securities, issued by.....	405	109,989	20	..	257	-	6,200	-	81,221	29,014	141,662	141,662
general government.....	405	109,989	20	..	257	-	5,640	-	78,608	-	109,989	109,989
other residents.....	-	-	-	-	-	-	2	-	2,613	-	2,659	2,659
rest of the world.....	-	-	-	-	-	-	557	-	-	29,014	29,014	29,014
Bonds, issued by.....	58,729	2,089,025	2,736	10,215	28,881	-	248,246	-	806,795	645,896	3,412,783	3,412,783
MFIs.....	88	-	210	-	1,081	-	25,441	-	112,387	-	253,053	253,053
central government: CCTs.....	130	134,083	225	-	13	-	445	-	14,973	-	134,083	134,083
central government: other.....	54,228	1,954,942	2,104	-	10,968	-	142,473	-	490,788	-	1,954,942	1,954,942
local government.....	..	-	..	10,215	52	-	3	-	7,644	-	10,215	10,215
other residents.....	2,722	-	55	-	6,925	-	8,415	-	181,003	-	414,595	414,595
rest of the world.....	1,561	-	141	-	9,842	-	71,469	-	-	645,896	645,896	645,896
Derivates and employee stock options	5,246	828	..	200	6,850	271	129,946	153,322	335,887	335,887
Short-term loans, of.....	..	28,978	-	4,542	-	88	9,347	48,329	164,183	69,179	608,932	608,932
MFIs.....	-	23,003	-	3,683	-	88	-	44,812	-	52,426	354,973	354,973
other financial corporations.....	-	3,798	-	858	-	-	-	3,518	-	3,790	36,045	36,045
general government.....	..	-	-	-	-	..	-	-	-
other residents.....	-	-	-	-	-	-	9,347	-	-	12,964	53,731	53,731
rest of the world.....	-	2,177	-	-	-	-	-	-	164,183	-	164,183	164,183
Medium and long-term loans, of.....	131,091	155,936	10,390	102,588	3,974	14	-	748,221	250,244	154,866	2,253,294	2,253,294
MFIs.....	-	39,768	-	62,311	-	14	-	635,834	-	75,991	1,469,545	1,469,545
other financial corporations.....	-	2,046	-	8,301	-	..	-	108,398	-	13,094	342,442	342,442
general government.....	131,091	486	10,390	28,466	3,974	-	-	3,989	-	46,975	145,455	145,455
other residents.....	-	2,301	-	-	-	-	-	-	-	18,806	45,609	45,609
rest of the world.....	-	111,335	-	3,510	-	-	-	-	250,244	-	250,244	250,244
Shares and other equity, issued by.....	129,815	4,560	13,023	..	9,247	-	1,318,808	-	602,662	750,474	3,558,235	3,558,235
residents.....	112,739	4,560	12,963	..	7,610	-	1,206,818	-	602,662	-	2,807,760	2,807,760
of which: listed shares.....	21,720	-	2,466	-	543	-	63,554	-	222,206	-	509,973	509,973
rest of the world.....	17,076	-	60	-	1,637	-	111,989	-	-	750,474	750,474	750,474
Mutual fund shares, issued by.....	71	-	116	-	42,584	-	670,458	-	41,403	867,502	1,225,953	1,225,953
residents.....	67	-	62	-	12,534	-	198,279	-	41,403	-	358,451	358,451
rest of the world.....	4	-	54	-	30,050	-	472,179	-	-	867,502	867,502	867,502
Insurance, pension and standardised guarantee schemes.....	..	27,850	1,022	-	..	-	1,064,999	39,515	3,546	42,482	1,124,988	1,124,988
net equity of households.....	-	-	-	-	-	-	1,039,175	39,515	1,773	37,398	1,040,948	1,040,948
other provisions.....	..	27,850	1,022	-	..	-	25,824	-	1,773	5,084	84,040	84,040
Other accounts receivable/payable.....	68,825	151,226	20,348	64,020	35,966	24,167	177,923	194,749	168,031	160,200	1,239,325	1,239,325
trade credits.....	-	2,576	-	44,085	-	2,790	117,604	113,627	122,869	123,572	858,348	858,348
other.....	68,825	148,650	20,348	19,936	35,966	21,377	60,319	81,122	45,163	36,628	380,978	380,978
Total.....	462,530	2,800,674	67,558	181,565	131,708	24,269	5,136,237	1,031,085	3,280,339	3,325,355	18,922,471	18,922,471

Financial accounts

Table 4

Access to data:

[TFAA0000](#)

Italy's financial assets and liabilities in 2022

(flows in millions of euros)

Financial instruments	Institutional sectors										
	Non-financial corporations		Financial corporations								
			Monetary financial institutions		Other financial intermediaries		Financial auxiliaries		Insurance corporations and pension funds		
	Assets	Liabilities	Assets	Liabilities	Assets	Liabilities	Assets	Liabilities	Assets	Liabilities	
Monetary gold and SDRs	-	-	956	..	-	-	-	-	-	-	-
Currency and transferable deposits, with	-13,564	5,978	-151,207	-99,828	-16,967	-	-3,654	-	201	-	
MFIs	-22,693	-	-160,866	-99,828	-13,958	-	-2,546	-	-360	-	
other residents	-43	5,978	1,317	-	265	-	-	-	-393	-	
rest of the world	9,171	-	8,342	-	-3,275	-	-1,108	-	953	-	
Other deposits, with	17,795	-	-101,598	-63,704	3,657	..	603	-	8	-	
MFIs	16,921	-	-103,245	-63,704	3,657	-	603	-	-13	-	
other residents	-	170	-	-	..	-	-	-	-	
rest of the world	873	-	1,477	-	..	-	..	-	21	-	
Short-term securities, issued by	2,191	-1,456	-2,757	..	887	508	-1,206	-	2,334	-6	
general government	1,904	-	-2,764	-	-513	-	-1,359	-	331	-	
other residents	16	-1,456	1	..	7	508	..	-	..	-6	
rest of the world	270	-	6	-	1,394	-	153	-	2,002	-	
Bonds, issued by	9,149	-677	92,689	-10,123	8,275	15,661	-416	1,660	5,525	228	
MFIs	2,682	-	-1,414	-10,123	1,593	-	-3,317	-	-2,679	-	
central government: CCTs	-276	-	-4,388	-	-892	-	-513	-	-4,510	-	
central government: other	3,093	-	65,634	-	84	-	2,413	-	-9,884	-	
local government.....	..	-	-283	-	..	-	..	-	-137	-	
other residents	983	-677	6,980	-	3,176	15,661	205	1,660	-1,729	228	
rest of the world	2,666	-	26,159	-	4,314	-	796	-	24,463	-	
Derivates and employee stock options..	12,006	-253	-974	..	2,398	1,747	..	1	-604	..	
Short-term loans, of	1,035	31,810	17,241	..	2,319	30,387	..	-5,074	-18	-785	
MFIs	-	4,484	17,241	..	-	5,693	-	-5,074	-	-863	
other financial corporations.....	-	2,321	-	..	2,319	-	..	-	-18	..	
general government.....	-	-	-	-	-	-	-	-	-	-	
other residents	1,035	-1,284	-	-	-	-	-	-	-	-	
rest of the world	-	26,288	-	..	-	24,694	-	..	-	78	
Medium and long-term loans, of	-1,645	-6,432	4,243	10,326	19,269	-7,705	..	-559	73	-365	
MFIs	-	-14,843	4,243	11,662	-	-7,462	-	-501	-	-331	
other financial corporations.....	-	13,257	-	-1	19,269	322	..	-32	73	-5	
general government.....	-	2,807	-	-1,336	-	-	..	
other residents	-1,645	-5,054	-	-	-	-	-	-	-	-	
rest of the world	-	-2,599	-	..	-	-566	-	-26	-	-29	
Shares and other equity, issued by	50,055	3,867	3,194	31,432	-22,515	-76,971	-7,742	-14,278	-4,135	-56	
residents	23,294	3,867	-1,335	31,432	-26,616	-76,971	-5,473	-14,278	-6,080	-56	
of which: listed shares.....	18,156	-932	-432	-3,493	935	3,845	-2,232	-88	892	132	
rest of the world	26,761	-	4,529	-	4,101	-	-2,269	-	1,945	-	
Mutual fund shares, issued by	1,239	-	814	1,263	-30	10,476	-108	-	6,357	-	
residents	1,471	-	891	1,263	995	10,476	1,864	-	5,551	-	
rest of the world	-232	-	-78	-	-1,025	-	-1,972	-	806	-	
Insurance, pension and standardised guarantee schemes	-863	2,046	654	-446	-	-	-	-	403	9,968	
net equity of households	-	2,046	-	-446	-	-	-	-	-	12,511	
other provisions.....	-863	-	654	-	-	-	-	-	403	-2,543	
Other accounts receivable/payable	2,110	-10,567	33,142	881	755	1,128	13	1	3,309	1,041	
trade credits	-21,478	-15,631	93	294	-	-	-	-	810	615	
other.....	23,588	5,064	33,049	587	755	1,128	13	1	2,499	426	
Total	79,508	24,316	-103,604	-130,199	-1,952	-24,770	-12,511	-18,248	13,451	10,026	

(follow)

Financial accounts

(follow) **Table 4**

[Access to data:](#)

[TFAA0000](#)

Italy's financial assets and liabilities in 2022

(flows in millions of euros)

Financial instruments	Institutional sectors											
	General government						Households and non-profit institutions serving households		Rest of the world		Total	
	Central government		Local government		Social security funds		Assets	Liabilities	Assets	Liabilities	Assets	Liabilities
	Assets	Liabilities	Assets	Liabilities	Assets	Liabilities						
Monetary gold and SDRs.....	-	-	-	-	-	-	-	-	..	956	956	956
Currency and transferable deposits, with	-6,858	-354	1,056	-	17	-	26,787	-	86,870	16,883	-77,321	-77,321
MFIs.....	-9,621	-	1,056	-	17	-	26,324	-	82,819	-	-99,828	-99,828
other residents.....	-37	-354	..	-	..	-	463	-	4,050	-	5,624	5,624
rest of the world.....	2,800	-	..	-	..	-	..	-	16,883	16,883	16,883	16,883
Other deposits, with.....	-5,672	-5,620	349	-	236	-	-11,846	-	25,159	-1,983	-71,308	-71,308
MFIs.....	-1,318	-	349	-	236	-	-6,056	-	25,159	-	-63,704	-63,704
other residents.....	-	-5,620	-	-	-	-	-5,790	-	-	-	-5,620	-5,620
rest of the world.....	-4,354	-	..	-	..	-	..	-	-1,983	-1,983	-1,983	-1,983
Short-term securities, issued by.....	354	-2,387	-7	..	233	-	5,171	-	-6,394	4,147	805	805
general government.....	354	-2,387	-7	..	233	-	4,849	-	-5,415	-	-2,387	-2,387
other residents.....	-	-	-	-	-	-	1	-	-979	-	-954	-954
rest of the world.....	-	-	-	-	-	-	321	-	-	4,147	4,147	4,147
Bonds, issued by.....	33,510	76,946	50	-1,173	2,368	-	55,695	-	-58,763	65,559	148,081	148,081
MFIs.....	..	-	-313	-	..	-	547	-	-7,223	-	-10,123	-10,123
central government: CCTs.....	-5	-12,171	43	-	-116	-	-1,219	-	-296	-	-12,171	-12,171
central government: other.....	32,523	89,117	345	-	2,600	-	50,547	-	-58,238	-	89,117	89,117
local government.....	..	-	..	-1,173	-2	-	..	-	-752	-	-1,173	-1,173
other residents.....	438	-	-142	-	-721	-	-64	-	7,745	-	16,872	16,872
rest of the world.....	554	-	117	-	606	-	5,884	-	-	65,559	65,559	65,559
Derivates and employee stock options..	1,964	2,439	216	-250	..	-10,823	..	3,934	3,934
Short-term loans, of.....	..	20,742	-	454	-	13	-125	3,708	53,237	-7,566	73,689	73,689
MFIs.....	-	18,989	-	298	-	13	-	3,545	-	-9,844	17,241	17,241
other financial corporations.....	-	-424	-	156	-	-	-	164	-	84	2,301	2,301
general government.....	..	-	-	-	-	..	-	-	-
other residents.....	-	-	-	-	-	-	-125	-	-	2,194	910	910
rest of the world.....	-	2,177	-	-	-	-	-	-	53,237	-	53,237	53,237
Medium and long-term loans, of.....	-2,873	16,164	-103	-2,953	-146	-6	-	24,089	14,265	523	33,082	33,082
MFIs.....	-	-1,590	-	664	-	-6	-	17,729	-	-1,080	4,243	4,243
other financial corporations.....	-	-52	-	-29	-	..	-	6,506	-	-626	19,341	19,341
general government.....	-2,873	-88	-103	-3,442	-146	-	-	-146	-	-917	-3,123	-3,123
other residents.....	-	264	-	-	-	-	-	-	-	3,145	-1,645	-1,645
rest of the world.....	-	17,630	-	-145	-	-	-	-	14,265	-	14,265	14,265
Shares and other equity, issued by.....	4,833	..	35	..	935	-	-44,407	-	2,223	38,481	-17,525	-17,525
residents.....	4,702	..	31	..	1,231	-	-47,983	-	2,223	-	-56,006	-56,006
of which: listed shares.....	..	-	-894	-	1,161	-	-18,121	-	-535	-535
rest of the world.....	130	-	4	-	-296	-	3,576	-	-	38,481	38,481	38,481
Mutual fund shares, issued by.....	..	-	8	-	2,659	-	-1,765	-	5,608	3,043	14,782	14,782
residents.....	..	-	..	-	1,258	-	-5,900	-	5,608	-	11,739	11,739
rest of the world.....	..	-	8	-	1,401	-	4,135	-	-	3,043	3,043	3,043
Insurance, pension and standardised guarantee schemes.....	-2	883	-51	-	..	-	12,287	466	208	-281	12,636	12,636
net equity of households.....	-	-	-	-	-	-	13,790	466	104	-684	13,893	13,893
other provisions.....	-2	883	-51	-	..	-	-1,502	-	104	403	-1,257	-1,257
Other accounts receivable/payable.....	-6,032	71,258	-2,835	594	2,971	7,246	18,018	4,069	38,500	14,300	89,951	89,951
trade credits.....	-	-1,722	-	-1,628	-	154	1,908	7,702	24,967	16,517	6,302	6,302
other.....	-6,032	72,980	-2,835	2,222	2,971	7,092	16,110	-3,633	13,533	-2,217	83,649	83,649
Total.....	19,224	180,070	-1,283	-3,078	9,272	7,253	59,566	32,333	150,092	134,061	211,763	211,763

Non-financial corporations

(stocks in millions of euros)

Financial instruments	ASSETS					LIABILITIES				
	2022-Q2	2022-Q3	2022-Q4	2023-Q1	2023-Q2	2022-Q2	2022-Q3	2022-Q4	2023-Q1	2023-Q2
Monetary gold and SDRs	-	-	-	-	-	-	-	-	-	-
Currency and transferable deposits, with	498,785	493,481	492,306	445,811	446,496	68,297	70,261	73,608	72,011	70,748
MFIs	437,097	429,272	432,105	391,259	390,083	-	-	-	-	-
other residents	20,062	18,364	12,159	9,663	9,733	68,297	70,261	73,608	72,011	70,748
rest of the world	41,627	45,845	48,041	44,889	46,680	-	-	-	-	-
Other deposits, with	25,659	30,282	40,086	47,633	55,178	-	-	-	-	-
MFIs	15,061	18,795	29,029	36,496	43,607	-	-	-	-	-
other residents	-	-	-	-	-
rest of the world	10,598	11,488	11,058	11,137	11,570	-	-	-	-	-
Short-term securities, issued by	515	570	2,582	5,302	6,315	4,380	2,523	1,965	1,517	2,995
general government	24	148	1,915	4,318	5,186	-	-	-	-	-
other residents	1	1	16	42	41	4,380	2,523	1,965	1,517	2,995
rest of the world	490	422	651	943	1,088	-	-	-	-	-
Bonds, issued by	52,365	52,343	55,808	63,085	67,130	148,102	147,059	150,221	157,432	164,869
MFIs	6,775	8,246	9,261	10,263	10,882	-	-	-	-	-
central government: CCTs	107	138	153	377	626	-	-	-	-	-
central government: other	30,998	28,860	29,618	34,161	35,779	-	-	-	-	-
local government	-	-	-	-	-
other residents	2,261	2,318	3,116	3,395	3,541	148,102	147,059	150,221	157,432	164,869
rest of the world	12,224	12,780	13,660	14,889	16,302	-	-	-	-	-
Derivates and employee stock options..	37,702	37,801	33,654	31,930	31,098	33,682	30,475	24,456	23,037	22,587
Short-term loans, of	43,125	43,770	44,384	43,373	44,311	265,493	269,266	274,069	264,798	272,470
MFIs	-	-	-	-	-	155,136	156,759	145,438	144,961	145,534
other financial corporations	-	-	-	-	-	23,111	19,946	24,080	20,693	21,596
general government	-	-	-	-	-	-	-	-	-	-
other residents	43,125	43,770	44,384	43,373	44,311	41,361	41,057	40,767	40,944	41,102
rest of the world	-	-	-	-	-	45,885	51,505	63,783	58,200	64,237
Medium and long-term loans, of	46,734	47,266	45,609	45,492	46,820	890,216	890,494	889,357	882,773	872,893
MFIs	-	-	-	-	-	513,742	519,731	501,968	498,089	489,950
other financial corporations	-	-	-	-	-	198,528	197,545	204,023	200,992	197,436
general government	-	-	-	-	-	57,383	57,575	61,308	61,244	62,301
other residents	46,734	47,266	45,609	45,492	46,820	27,029	25,766	24,502	24,309	24,116
rest of the world	-	-	-	-	-	93,534	89,877	97,556	98,138	99,090
Shares and other equity, issued by	775,885	777,547	853,131	894,269	887,819	2,329,148	2,178,740	2,284,649	2,385,751	2,383,675
residents	410,487	394,705	470,294	504,568	493,007	2,329,148	2,178,740	2,284,649	2,385,751	2,383,675
of which: listed shares	99,407	95,466	116,446	125,986	115,540	347,224	313,849	343,936	379,163	383,306
rest of the world	365,398	382,842	382,837	389,700	394,812	-	-	-	-	-
Mutual fund shares, issued by	35,416	34,436	35,194	35,771	36,036	-	-	-	-	-
residents	10,636	10,611	11,127	11,361	11,707	-	-	-	-	-
rest of the world	24,779	23,826	24,067	24,411	24,329	-	-	-	-	-
Insurance, pension and standardised										
guarantee schemes	17,737	17,711	17,887	18,465	18,762	113,982	114,488	115,032	115,557	116,038
net equity of households	-	-	-	-	-	113,982	114,488	115,032	115,557	116,038
other provisions	17,737	17,711	17,887	18,465	18,762	-	-	-	-	-
Other accounts receivable/payable	686,849	689,758	689,531	690,906	685,059	641,805	632,134	631,015	615,364	617,142
trade credits	638,567	624,209	615,638	614,612	607,275	582,866	575,149	567,394	564,184	564,028
other	48,282	65,549	73,893	76,294	77,785	58,939	56,985	63,621	51,180	53,114
Total	2,220,773	2,224,965	2,310,172	2,322,038	2,325,023	4,495,104	4,335,439	4,444,371	4,518,239	4,523,416

Financial accounts

Table 6
[Access to data:](#)
[TFAT0001](#)

Non-financial corporations

(flows in millions of euros)

Financial instruments	ASSETS					LIABILITIES				
	2022-Q2	2022-Q3	2022-Q4	2023-Q1	2023-Q2	2022-Q2	2022-Q3	2022-Q4	2023-Q1	2023-Q2
Monetary gold and SDRs	-	-	-	-	-	-	-	-	-	-
Currency and transferable deposits, with	12,653	-5,618	-3,496	-42,662	657	1,449	1,964	3,347	-1,596	-1,263
MFIs	12,705	-7,825	2,833	-40,846	-1,176	-	-	-	-	-
other residents	-673	-1,698	-6,204	-2,497	70	1,449	1,964	3,347	-1,596	-1,263
rest of the world	621	3,905	-125	681	1,763	-	-	-	-	-
Other deposits, with	1,394	4,919	10,033	6,994	7,530	-	-	-	-	-
MFIs	1,954	3,734	10,234	7,467	7,111	-	-	-	-	-
other residents	-	-	-	-	-
rest of the world	-559	1,185	-201	-473	419	-	-	-	-	-
Short-term securities, issued by	27	47	2,019	2,721	1,044	1,313	-1,857	-555	-444	1,486
general government	6	125	1,773	2,405	907	-	-	-	-	-
other residents	1	..	15	25	-1	1,313	-1,857	-555	-444	1,486
rest of the world	20	-78	231	290	138	-	-	-	-	-
Bonds, issued by	2,896	1,780	4,314	6,616	3,773	-374	1,113	-28	4,109	6,389
MFIs	1,464	459	1,003	937	532	-	-	-	-	-
central government: CCTs	-157	36	-74	230	227	-	-	-	-	-
central government: other	1,435	412	1,446	4,035	1,470	-	-	-	-	-
local government	-	-	-	-	-
other residents	16	83	774	277	150	-374	1,113	-28	4,109	6,389
rest of the world	138	789	1,166	1,137	1,393	-	-	-	-	-
Derivates and employee stock options..	3,532	7,317	7,858	-1,636	-860	-63	-63	-63	12	12
Short-term loans, of	18	395	422	70	117	18,538	3,695	1,332	-4,213	6,827
MFIs	-	-	-	-	-	8,408	2,421	-9,537	-226	577
other financial corporations	-	-	-	-	-	1,553	-3,165	4,134	-3,387	903
general government	-	-	-	-	-	-	-	-	-	-
other residents	18	395	422	70	117	-319	-304	-289	177	158
rest of the world	-	-	-	-	-	8,896	4,742	7,024	-777	5,189
Medium and long-term loans, of	-1,087	-58	79	-136	855	-728	-919	3,825	-6,766	-9,945
MFIs	-	-	-	-	-	-2,734	5,237	-14,289	-3,525	-7,661
other financial corporations	-	-	-	-	-	7,661	-1,510	7,387	-2,948	-3,613
general government	-	-	-	-	-	-273	192	3,733	-64	1,057
other residents	-1,087	-58	79	-136	855	-1,263	-1,263	-1,263	-193	-193
rest of the world	-	-	-	-	-	-4,119	-3,576	8,257	-36	465
Shares and other equity, issued by	10,608	9,753	-12,892	42,934	14,571	-725	1,297	376	-2,037	-2,777
residents	6,630	1,368	-17,811	34,722	9,773	-725	1,297	376	-2,037	-2,777
<i>of which:</i> listed shares	899	6,911	9,731	-2,946	-15,776	-933	2,254	88	527	-2,247
rest of the world	3,977	8,385	4,919	8,212	4,798	-	-	-	-	-
Mutual fund shares, issued by	917	-265	641	-18	78	-	-	-	-	-
residents	485	104	595	133	454	-	-	-	-	-
rest of the world	433	-369	46	-151	-377	-	-	-	-	-
Insurance, pension and standardised guarantee schemes	-105	-270	-33	597	245	462	506	544	525	481
net equity of households	-	-	-	-	-	462	506	544	525	481
other provisions	-105	-270	-33	597	245	-	-	-	-	-
Other accounts receivable/payable	-7,371	2,121	1,577	1,421	-5,847	-1,111	-10,317	211	-15,648	1,781
trade credits	-2,743	-14,887	-7,157	-1,027	-7,338	-4,373	-8,316	-6,499	-3,220	-153
other	-4,628	17,008	8,734	2,448	1,491	3,262	-2,001	6,710	-12,429	1,934
Total	23,483	20,120	10,522	16,901	22,162	18,762	-4,582	8,988	-26,059	2,992

Financial accounts

Table 7
[Access to data:](#)
[TFAT0002](#)

Central Bank

(stocks in millions of euros)

Financial instruments	ASSETS					LIABILITIES				
	2022-Q2	2022-Q3	2022-Q4	2023-Q1	2023-Q2	2022-Q2	2022-Q3	2022-Q4	2023-Q1	2023-Q2
Monetary gold and SDRs	163,358	161,910	161,074	170,157	164,986	26,870	27,599	26,311	26,002	25,730
Currency and transferable deposits, with	7,036	9,278	4,305	5,873	2,983	1,334,057	1,340,474	1,235,827	1,203,972	1,073,977
MFIs	4	..	5	4	2	1,334,057	1,340,474	1,235,827	1,203,972	1,073,977
other residents	-	-	-	-	-
rest of the world	7,032	9,278	4,300	5,869	2,981	-	-	-	-	-
Other deposits, with	508,865	503,093	431,733	386,751	254,103	1,325	5,491	15,835	5,668	7,436
MFIs	432,894	432,806	360,865	320,529	183,813	1,325	5,491	15,835	5,668	7,436
other residents	5,022	5,082	5,113	5,144	5,175	-	-	-	-	-
rest of the world	70,950	65,206	65,755	61,078	65,116	-	-	-	-	-
Short-term securities, issued by	8,044	9,837	6,538	10,978	5,871
general government	2,370	1,996	2,201	1,541	1,669	-	-	-	-	-
other residents
rest of the world	5,674	7,841	4,337	9,437	4,202	-	-	-	-	-
Bonds, issued by	807,223	762,374	756,668	772,031	775,518
MFIs	25,378	24,580	24,321	23,234	21,272
central government: CCTs	33,035	34,030	29,938	30,157	30,280	-	-	-	-	-
central government: other	665,296	625,517	623,727	641,742	642,715	-	-	-	-	-
local government	-	-	-	-	-
other residents	23,300	22,559	22,951	23,307	23,262	-	-	-	-	-
rest of the world	60,216	55,688	55,732	53,591	57,989	-	-	-	-	-
Derivates and employee stock options ..	48	28	27	28	31	28	34	64	2	2
Short-term loans, of	1,026	1,095	1,037	1,014	991
MFIs	1,026	1,095	1,037	1,014	991	-	-	-	-	-
other financial corporations	-	-	-	-	-	-	-	-	-	-
general government	-	-	-	-	-	-	-	-	-	-
other residents	-	-	-	-	-	-	-	-	-	-
rest of the world	-	-	-	-	-	-	-	-	-	-
Medium and long-term loans, of	70	68	68	68	69	..	5	6	5	..
MFIs	70	68	68	68	69
other financial corporations	-	-	-	-	-	-	-	-	-	-
general government	-	-	-	-	-	..	5	6	5	..
other residents	-	-	-	-	-	-	-	-	-	-
rest of the world	-	-	-	-	-
Shares and other equity, issued by	15,913	15,469	17,167	19,013	19,422	7,500	7,500	7,500	7,500	7,500
residents	3,927	3,606	3,894	4,229	4,345	7,500	7,500	7,500	7,500	7,500
of which: listed shares	3,329	3,008	3,289	3,625	3,741	-	-	-	-	-
rest of the world	11,986	11,863	13,274	14,783	15,077	-	-	-	-	-
Mutual fund shares, issued by	3,065	3,095	3,043	3,169	3,414
residents	18	20	25	25	33
rest of the world	3,047	3,075	3,018	3,143	3,381	-	-	-	-	-
Insurance, pension and standardised guarantee schemes	7,625	7,609	7,528	7,575	7,610
net equity of households	-	-	-	-	-	7,625	7,609	7,528	7,575	7,610
other provisions	-	-	-	-	-
Other accounts receivable/payable	21,043
trade credits	-	-	-	-	-	-	-	-	-	-
other	21,043
Total	1,514,649	1,487,291	1,381,660	1,369,081	1,227,389	1,377,405	1,388,711	1,293,070	1,250,724	1,122,254

Financial accounts

Table 8
[Access to data:](#)
[TFAT0002](#)

Central Bank

(flows in millions of euros)

Financial instruments	ASSETS					LIABILITIES				
	2022-Q2	2022-Q3	2022-Q4	2023-Q1	2023-Q2	2022-Q2	2022-Q3	2022-Q4	2023-Q1	2023-Q2
Monetary gold and SDRs	62	430	447	347	434
Currency and transferable deposits, with	-868	2,003	-4,719	1,745	-2,838	-7,836	6,371	-104,945	-31,850	-130,012
MFIs.....	-8	-4	5	-1	-2	-7,836	6,371	-104,945	-31,850	-130,012
other residents.....	-	-	-	-	-
rest of the world.....	-860	2,008	-4,724	1,746	-2,836	-	-	-	-	-
Other deposits, with	-19,135	-6,014	-67,373	-43,896	-134,120	885	4,166	10,344	-10,168	1,768
MFIs.....	-21,017	-105	-68,750	-39,339	-138,226	885	4,166	10,344	-10,168	1,768
other residents.....	74	60	31	32	30	-	-	-	-	-
rest of the world.....	1,808	-5,970	1,346	-4,588	4,076	-	-	-	-	-
Short-term securities, issued by	-669	1,538	-2,924	4,586	-5,070
general government.....	-1,841	-367	200	-668	119	-	-	-	-	-
other residents.....
rest of the world.....	1,173	1,905	-3,124	5,255	-5,189	-	-	-	-	-
Bonds, issued by	11,686	-2,555	5,566	-4,280	3,938
MFIs.....	797	93	-59	-1,273	-1,874
central government: CCTs.....	-3,932	1,164	-4,130	124	140	-	-	-	-	-
central government: other.....	14,450	477	7,166	-971	544	-	-	-	-	-
local government.....	-	-	-	-	-
other residents.....	840	168	71	-162	37	-	-	-	-	-
rest of the world.....	-468	-4,457	2,517	-1,998	5,090	-	-	-	-	-
Derivates and employee stock options
Short-term loans, of	-21	84	30	-25	-24
MFIs.....	-21	84	30	-25	-24	-	-	-	-	-
other financial corporations.....	-	-	-	-	-	-	-	-	-	-
general government.....	-	-	-	-	-	-	-	-	-	-
other residents.....	-	-	-	-	-	-	-	-	-	-
rest of the world.....	-	-	-	-	-	-	-	-	-	-
Medium and long-term loans, of	-2	1	-6	5	1	..	-5
MFIs.....	..	-2	1
other financial corporations.....	-	-	-	-	-	-	-	-	-	-
general government.....	-	-	-	-	-	-6	5	1	..	-5
other residents.....	-	-	-	-	-	-	-	-	-	-
rest of the world.....	-	-	-	-	-
Shares and other equity, issued by	465	207	275	10	367
residents.....	-5	34	-136	1	77
<i>of which: listed shares</i>	-28	57	-143	1	77	-	-	-	-	-
rest of the world.....	470	173	410	9	290	-	-	-	-	-
Mutual fund shares, issued by	-6	26	20	7	12
residents.....	11	2	5	1	8
rest of the world.....	-17	24	16	6	4	-	-	-	-	-
Insurance, pension and standardised guarantee schemes	24	14	-94	17	18
net equity of households.....	-	-	-	-	-	24	14	-94	17	18
other provisions.....	-	-	-	-	-
Other accounts receivable/payable	21,043	-21,043
trade credits.....	-	-	-	-	-	-	-	-	-	-
other.....	..	21,043	-21,043
Total	-8,485	16,761	-89,721	-41,506	-137,300	-6,933	10,556	-94,694	-42,001	-128,232

Monetary financial institutions except Central Bank*(stocks in millions of euros)*

Financial instruments	ASSETS					LIABILITIES				
	2022-Q2	2022-Q3	2022-Q4	2023-Q1	2023-Q2	2022-Q2	2022-Q3	2022-Q4	2023-Q1	2023-Q2
Monetary gold and SDRs	-	-	-	-	-	-	-	-	-	-
Currency and transferable deposits, with	726,506	707,297	628,186	592,092	528,715	1,620,718	1,624,503	1,609,800	1,519,657	1,483,194
MFIs	436,019	407,637	332,649	312,207	255,115	1,620,718	1,624,503	1,609,800	1,519,657	1,483,194
other residents	165,438	164,675	167,524	156,661	153,914	-	-	-	-	-
rest of the world	125,049	134,985	128,013	123,224	119,685	-	-	-	-	-
Other deposits, with	142,291	139,115	136,709	143,774	126,661	1,436,813	1,434,797	1,375,330	1,403,496	1,312,055
MFIs	142,291	139,115	136,709	143,774	126,661	1,436,813	1,434,797	1,375,330	1,403,496	1,312,055
other residents	-	-	-	-	-
rest of the world	-	-	-	-	-
Short-term securities, issued by	12,389	14,799	17,489	19,066	20,888
general government	4,703	7,442	6,553	7,203	7,062	-	-	-	-	-
other residents	32	37	17	32	30
rest of the world	7,654	7,320	10,919	11,831	13,795	-	-	-	-	-
Bonds, issued by	769,736	735,745	737,223	759,839	747,916	250,538	247,966	253,053	258,956	272,915
MFIs	48,498	48,972	48,636	49,070	50,664	250,538	247,966	253,053	258,956	272,915
central government: CCTs	79,935	80,309	80,594	85,672	88,529	-	-	-	-	-
central government: other	325,182	296,657	286,071	295,900	277,437	-	-	-	-	-
local government	2,319	2,392	2,204	2,067	1,814	-	-	-	-	-
other residents	145,029	140,023	154,293	150,794	144,798	-	-	-	-	-
rest of the world	168,772	167,391	165,426	176,337	184,674	-	-	-	-	-
Derivates and employee stock options ..	126,702	165,642	153,347	141,694	139,553	130,997	164,363	152,077	143,976	141,796
Short-term loans, of	377,283	371,570	353,936	368,615	377,554
MFIs	377,283	371,570	353,936	368,615	377,554
other financial corporations	-	-	-	-	-
general government	-	-	-	-	-	-	-	-	-	-
other residents	-	-	-	-	-	-	-	-	-	-
rest of the world	-	-	-	-	-
Medium and long-term loans, of	1,459,022	1,474,099	1,469,477	1,457,479	1,434,548	71,029	72,736	80,692	80,500	70,309
MFIs	1,459,022	1,474,099	1,469,477	1,457,479	1,434,548	66,243	68,231	76,809	76,607	66,529
other financial corporations	-	-	-	-	-	22	22	24	39	38
general government	-	-	-	-	-	4,764	4,484	3,859	3,853	3,742
other residents	-	-	-	-	-	-	-	-	-	-
rest of the world	-	-	-	-	-
Shares and other equity, issued by	152,925	154,954	151,701	153,459	151,795	157,923	158,519	191,457	213,766	227,533
residents	86,773	89,293	87,304	87,613	86,019	157,923	158,519	191,457	213,766	227,533
<i>of which:</i> listed shares	26,684	25,666	25,503	25,966	25,855	94,886	93,456	112,620	127,170	136,453
rest of the world	66,153	65,661	64,396	65,845	65,776	-	-	-	-	-
Mutual fund shares, issued by	27,465	26,953	27,621	27,704	29,360	2,293	2,114	3,129	3,264	3,293
residents	24,394	24,031	24,592	24,747	26,453	2,293	2,114	3,129	3,264	3,293
rest of the world	3,071	2,922	3,030	2,957	2,906	-	-	-	-	-
Insurance, pension and standardised guarantee schemes	32,495	32,490	32,450	32,630	32,665	2,859	2,759	2,624	2,374	2,324
net equity of households	-	-	-	-	-	2,859	2,759	2,624	2,374	2,324
other provisions	32,495	32,490	32,450	32,630	32,665	-	-	-	-	-
Other accounts receivable/payable	40,930	54,080	65,052	64,852	57,265	2,529	2,589	2,969	3,459	3,072
trade credits	293	513	312	276	298	543	556	690	1,074	737
other	40,637	53,568	64,740	64,576	56,967	1,986	2,033	2,279	2,385	2,335
Total	3,867,745	3,876,744	3,773,189	3,761,203	3,646,920	3,675,698	3,710,347	3,671,131	3,629,449	3,516,490

Monetary financial institutions except Central Bank

(flows in millions of euros)

Financial instruments	ASSETS					LIABILITIES				
	2022-Q2	2022-Q3	2022-Q4	2023-Q1	2023-Q2	2022-Q2	2022-Q3	2022-Q4	2023-Q1	2023-Q2
Monetary gold and SDRs	-	-	-	-	-	-	-	-	-	-
Currency and transferable deposits, with	-32,292	-21,252	-76,209	-35,444	-63,312	10,553	3,786	-14,703	-90,143	-36,463
MFIs	-36,529	-28,383	-74,987	-20,443	-57,091	10,553	3,786	-14,703	-90,143	-36,463
other residents	836	-763	2,849	-10,862	-2,747	-	-	-	-	-
rest of the world	3,401	7,893	-4,071	-4,139	-3,473	-	-	-	-	-
Other deposits, with	-10,499	-3,176	-2,406	7,065	-17,112	-52,430	-5,068	-51,965	27,316	-92,861
MFIs	-10,499	-3,176	-2,406	7,065	-17,112	-52,430	-5,068	-51,965	27,316	-92,861
other residents	-	-	-	-	-
rest of the world	-	-	-	-	-
Short-term securities, issued by	-628	2,375	2,705	1,543	1,803
general government	-1,223	2,702	-883	617	-153	-	-	-	-	-
other residents	6	5	-20	15	-2
rest of the world	589	-332	3,607	912	1,958	-	-	-	-	-
Bonds, issued by	13,324	-13,536	6,570	15,274	-10,573	-4,280	168	5,331	5,792	11,053
MFIs	-1,410	1,209	15	207	974	-4,280	168	5,331	5,792	11,053
central government: CCTs	-2,540	975	21	4,885	2,729	-	-	-	-	-
central government: other	11,155	-13,913	-9,880	4,301	-17,924	-	-	-	-	-
local government	-161	-144	-222	-38	-165	-	-	-	-	-
other residents	1,942	-4,762	14,435	-3,654	-5,726	-	-	-	-	-
rest of the world	4,338	3,099	2,202	9,572	9,539	-	-	-	-	-
Derivates and employee stock options ..	-1,215	-72	150	833	579
Short-term loans, of	13,018	-4,429	-15,204	15,488	8,669
MFIs	13,018	-4,429	-15,204	15,488	8,669
other financial corporations	-	-	-	-	-
general government	-	-	-	-	-	-	-	-	-	-
other residents	-	-	-	-	-	-	-	-	-	-
rest of the world	-	-	-	-	-
Medium and long-term loans, of	-477	12,921	1,953	-12,465	-21,848	-751	1,708	7,956	-192	-10,191
MFIs	-477	12,921	1,953	-12,465	-21,848	-496	1,988	8,579	-202	-10,078
other financial corporations	-	-	-	-	-	-12	..	2	15	-2
general government	-	-	-	-	-	-243	-280	-625	-5	-111
other residents	-	-	-	-	-	-	-	-	-	-
rest of the world	-	-	-	-	-
Shares and other equity, issued by	5,160	2,093	-1,089	68	680	10,120	6,023	5,741	4,732	-1,209
residents	4,445	533	-1,600	43	55	10,120	6,023	5,741	4,732	-1,209
of which: listed shares	670	-54	-925	-73	-11	10	-2,919	-177	10	-1,703
rest of the world	715	1,560	511	25	624	-	-	-	-	-
Mutual fund shares, issued by	590	-57	283	-244	1,070	291	-179	1,016	135	29
residents	479	46	190	-158	1,128	291	-179	1,016	135	29
rest of the world	111	-104	93	-86	-58	-	-	-	-	-
Insurance, pension and standardised guarantee schemes	460	-1	-29	186	22	-103	105	-312	-280	-144
net equity of households	-	-	-	-	-	-103	105	-312	-280	-144
other provisions	460	-1	-29	186	22	-	-	-	-	-
Other accounts receivable/payable	2,825	13,134	11,010	-250	-7,592	-243	42	407	497	-386
trade credits	-254	217	-184	-28	21	-555	4	150	389	-337
other	3,079	12,916	11,194	-222	-7,613	312	38	257	108	-49
Total	-9,733	-12,000	-72,266	-7,947	-107,615	-36,843	6,584	-46,529	-52,144	-130,173

Other financial intermediaries except non-MMF investment funds

(stocks in millions of euros)

Financial instruments	ASSETS					LIABILITIES				
	2022-Q2	2022-Q3	2022-Q4	2023-Q1	2023-Q2	2022-Q2	2022-Q3	2022-Q4	2023-Q1	2023-Q2
Monetary gold and SDRs	-	-	-	-	-	-	-	-	-	-
Currency and transferable deposits, with	57,985	49,228	50,438	47,851	47,819	-	-	-	-	-
MFIs	54,547	46,295	48,468	46,102	46,066	-	-	-	-	-
other residents	689	756	592	453	400	-	-	-	-	-
rest of the world	2,749	2,177	1,378	1,296	1,353	-	-	-	-	-
Other deposits, with	224,686	216,223	234,594	244,207	244,787
MFIs	224,686	216,223	234,594	244,207	244,787	-	-	-	-	-
other residents	-	-	-	-	-
rest of the world	-	-	-	-	-
Short-term securities, issued by	54	86	199	261	419	24	28	526	630	410
general government	-	-	-	-	-
other residents	3	2	11	11	11	24	28	526	630	410
rest of the world	51	84	187	250	409	-	-	-	-	-
Bonds, issued by	11,502	13,679	16,234	19,092	19,092	226,088	223,190	243,993	242,512	238,875
MFIs	2,373	3,020	3,271	3,799	4,306	-	-	-	-	-
central government: CCTs	7	9	14	37	72	-	-	-	-	-
central government: other	501	595	869	1,083	1,532	-	-	-	-	-
local government	-	-	-	-	-
other residents	4,176	5,333	7,721	8,890	7,614	226,088	223,190	243,993	242,512	238,875
rest of the world	4,445	4,723	4,359	5,282	5,567	-	-	-	-	-
Derivates and employee stock options ..	2,418	3,297	3,469	3,674	3,545	1,696	1,799	1,644	1,733	1,789
Short-term loans, of	36,669	32,368	36,043	31,548	34,267	195,358	176,085	181,617	195,046	192,723
MFIs	-	-	-	-	-	89,217	82,773	84,397	85,846	89,407
other financial corporations	36,669	32,368	36,043	31,548	34,267	-	-	-	-	-
general government	-	-	-	-	-	-	-	-	-	-
other residents	-	-	-	-	-	-	-	-	-	-
rest of the world	-	-	-	-	-	106,140	93,312	97,219	109,199	103,315
Medium and long-term loans, of	333,328	330,845	339,921	334,648	336,707	100,054	99,972	104,960	101,628	104,465
MFIs	-	-	-	-	-	60,033	60,590	67,823	62,735	62,791
other financial corporations	333,328	330,845	339,921	334,648	336,707	6,404	6,335	6,432	6,346	6,337
general government	-	-	-	-	-
other residents	-	-	-	-	-	-	-	-	-	-
rest of the world	-	-	-	-	-	33,618	33,047	30,705	32,547	35,337
Shares and other equity, issued by	246,592	227,932	219,349	211,273	243,187	204,004	183,574	161,172	182,386	189,442
residents	212,530	193,433	181,006	172,552	204,338	204,004	183,574	161,172	182,386	189,442
of which: listed shares	30,269	25,261	22,143	26,348	38,759	11,174	11,889	10,634	10,662	12,532
rest of the world	34,062	34,498	38,343	38,721	38,848	-	-	-	-	-
Mutual fund shares, issued by	15,568	15,517	16,372	17,396	17,141
residents	2,057	2,500	2,982	3,688	3,435
rest of the world	13,511	13,017	13,389	13,708	13,706	-	-	-	-	-
Insurance, pension and standardised guarantee schemes	-	-	-	-	-	-	-	-	-	-
net equity of households	-	-	-	-	-	-	-	-	-	-
other provisions	-	-	-	-	-	-	-	-	-	-
Other accounts receivable/payable	3,359	3,860	4,153	3,987	4,730	3,217	3,649	3,832	3,764	4,110
trade credits	-	-	-	-	-	-	-	-	-	-
other	3,359	3,860	4,153	3,987	4,730	3,217	3,649	3,832	3,764	4,110
Total	932,162	893,036	920,771	913,935	951,694	730,441	688,296	697,744	727,700	731,814

Other financial intermediaries except non-MMF investment funds

(flows in millions of euros)

Financial instruments	ASSETS					LIABILITIES				
	2022-Q2	2022-Q3	2022-Q4	2023-Q1	2023-Q2	2022-Q2	2022-Q3	2022-Q4	2023-Q1	2023-Q2
Monetary gold and SDRs	-	-	-	-	-	-	-	-	-	-
Currency and transferable deposits, with	-3,894	-8,629	1,030	-2,653	-83	-	-	-	-	-
MFIs	-3,236	-8,121	1,988	-2,417	-72	-	-	-	-	-
other residents	22	68	-165	-139	-53	-	-	-	-	-
rest of the world	-680	-575	-793	-97	42	-	-	-	-	-
Other deposits, with	-3,966	-8,463	18,371	9,613	580
MFIs	-3,966	-8,463	18,371	9,613	580	-	-	-	-	-
other residents	-	-	-	-	-
rest of the world	-	-	-	-	-
Short-term securities, issued by	-22	33	114	62	158	1	4	498	105	-221
general government	-	-	-	-	-
other residents	-1	9	1	4	498	105	-221
rest of the world	-22	34	104	61	158	-	-	-	-	-
Bonds, issued by	-294	2,381	2,538	2,733	-72	812	-2,992	21,704	-284	-3,626
MFIs	812	701	218	480	465	-	-	-	-	-
central government: CCTs	-11	2	-2	12	32	-	-	-	-	-
central government: other	224	118	282	191	449	-	-	-	-	-
local government.....	-	-	-	-	-
other residents	-1,108	1,173	2,363	1,166	-1,281	812	-2,992	21,704	-284	-3,626
rest of the world	-212	386	-324	885	262	-	-	-	-	-
Derivates and employee stock options ..	192	323	95	-102	-15	854	1,192	-424	-146	-58
Short-term loans, of	2,076	-3,524	4,439	-4,023	602	8,991	-18,449	6,277	13,956	-4,461
MFIs	-	-	-	-	-	361	-6,412	1,657	1,842	3,555
other financial corporations	2,076	-3,524	4,439	-4,023	602	-	-	-	-	-
general government	-	-	-	-	-	-	-	-	-	-
other residents	-	-	-	-	-	-	-	-	-	-
rest of the world	-	-	-	-	-	8,629	-12,037	4,620	12,114	-8,016
Medium and long-term loans, of	12,849	-2,224	10,844	-4,035	1,494	469	251	5,789	-3,729	2,600
MFIs	-	-	-	-	-	-1,334	594	7,323	-5,088	162
other financial corporations	12,849	-2,224	10,844	-4,035	1,494	442	-77	42	-119	-51
general government	-	-	-	-	-
other residents	-	-	-	-	-	-	-	-	-	-
rest of the world	-	-	-	-	-	1,361	-266	-1,575	1,477	2,489
Shares and other equity, issued by	-12,715	-4,936	-135	-7,485	9,510	-10,403	-27,475	-28,172	16,040	16,433
residents	-12,392	-5,586	-426	-7,480	9,366	-10,403	-27,475	-28,172	16,040	16,433
of which: listed shares.....	2,094	-3,686	-1,123	-315	11,791	33	..	2	6	441
rest of the world	-323	650	290	-4	144	-	-	-	-	-
Mutual fund shares, issued by	-159	288	747	687	-394
residents	-94	444	482	706	-253
rest of the world	-65	-156	265	-19	-141	-	-	-	-	-
Insurance, pension and standardised guarantee schemes	-	-	-	-	-	-	-	-	-	-
net equity of households	-	-	-	-	-	-	-	-	-	-
other provisions.....	-	-	-	-	-	-	-	-	-	-
Other accounts receivable/payable	445	494	306	-123	743	1,288	431	184	-69	346
trade credits	-	-	-	-	-	-	-	-	-	-
other	445	494	306	-123	743	1,288	431	184	-69	346
Total	-5,487	-24,258	38,349	-5,326	12,523	2,012	-47,038	5,856	25,873	11,013

Non-MMF investment funds

(stocks in millions of euros)

Financial instruments	ASSETS					LIABILITIES				
	2022-Q2	2022-Q3	2022-Q4	2023-Q1	2023-Q2	2022-Q2	2022-Q3	2022-Q4	2023-Q1	2023-Q2
Monetary gold and SDRs	-	-	-	-	-	-	-	-	-	-
Currency and transferable deposits, with	30,956	31,417	26,954	25,061	23,329	-	-	-	-	-
MFIs	28,401	28,791	24,092	22,281	20,243	-	-	-	-	-
other residents	1,679	1,679	1,969	1,969	2,183	-	-	-	-	-
rest of the world	876	947	893	811	904	-	-	-	-	-
Other deposits, with	905	905	905	905	905	-	-	-	-	-
MFIs	905	905	905	905	905	-	-	-	-	-
other residents	-	-	-	-	-	-	-	-	-	-
rest of the world	-	-	-	-	-
Short-term securities, issued by	9,650	9,321	10,884	12,949	14,183	-	-	-	-	-
general government.....	7,350	7,095	8,044	8,360	8,204	-	-	-	-	-
other residents	1	-	-	-	-	-
rest of the world	2,299	2,225	2,841	4,589	5,979	-	-	-	-	-
Bonds, issued by	109,373	105,812	108,788	113,371	119,155	-	-	-	-	-
MFIs	6,956	6,713	6,912	7,663	7,796	-	-	-	-	-
central government: CCTs	811	675	448	472	575	-	-	-	-	-
central government: other	26,737	24,316	25,784	27,395	30,747	-	-	-	-	-
local government.....	-	-	-	-	-
other residents	13,401	13,216	13,646	13,618	13,718	-	-	-	-	-
rest of the world	61,468	60,891	61,999	64,223	66,320	-	-	-	-	-
Derivates and employee stock options..	2,229	2,329	2,071	2,174	2,317	920	967	846	872	978
Short-term loans, of	-	-	-	-	-
MFIs	-	-	-	-	-	-	-	-	-	-
other financial corporations.....	-	-	-	-	-
general government	-	-	-	-	-	-	-	-	-	-
other residents	-	-	-	-	-	-	-	-	-	-
rest of the world	-	-	-	-	-	-	-	-	-	-
Medium and long-term loans, of	-	-	-	-	-
MFIs	-	-	-	-	-	-	-	-	-	-
other financial corporations.....	-	-	-	-	-
general government	-	-	-	-	-	-	-	-	-	-
other residents	-	-	-	-	-	-	-	-	-	-
rest of the world	-	-	-	-	-	-	-	-	-	-
Shares and other equity, issued by	69,550	67,723	72,635	75,633	77,179	-	-	-	-	-
residents	28,475	27,659	30,206	30,661	31,861	-	-	-	-	-
of which: listed shares.....	9,874	9,059	9,833	10,291	10,173	-	-	-	-	-
rest of the world	41,075	40,063	42,429	44,971	45,319	-	-	-	-	-
Mutual fund shares, issued by	45,801	44,090	44,380	43,522	43,133	353,878	346,483	355,321	361,341	371,202
residents	353,878	346,483	355,321	361,341	371,202
rest of the world	45,801	44,090	44,380	43,522	43,133	-	-	-	-	-
Insurance, pension and standardised guarantee schemes	-	-	-	-	-	-	-	-	-	-
net equity of households.....	-	-	-	-	-	-	-	-	-	-
other provisions.....	-	-	-	-	-	-	-	-	-	-
Other accounts receivable/payable	-	-	-	-	-
trade credits	-	-	-	-	-	-	-	-	-	-
other.....	-	-	-	-	-
Total	268,465	261,597	266,617	273,615	280,202	354,798	347,450	356,167	362,213	372,180

Non-MMF investment funds

(flows in millions of euros)

Financial instruments	ASSETS					LIABILITIES				
	2022-Q2	2022-Q3	2022-Q4	2023-Q1	2023-Q2	2022-Q2	2022-Q3	2022-Q4	2023-Q1	2023-Q2
Monetary gold and SDRs	-	-	-	-	-	-	-	-	-	-
Currency and transferable deposits, with	-254	331	-4,279	-1,843	-1,700	-	-	-	-	-
MFIs	-222	260	-4,515	-1,761	-2,007	-	-	-	-	-
other residents	167	..	290	..	214	-	-	-	-	-
rest of the world	-199	71	-54	-82	93	-	-	-	-	-
Other deposits, with	-	-	-	-	-
MFIs	-	-	-	-	-
other residents	-	-	-	-	-	-	-	-	-	-
rest of the world	-	-	-	-	-
Short-term securities, issued by	853	-289	1,586	2,023	1,323	-	-	-	-	-
general government	539	-220	978	292	-97	-	-	-	-	-
other residents	-	-	-	-	-
rest of the world	313	-69	608	1,730	1,420	-	-	-	-	-
Bonds, issued by	129	-702	3,981	3,961	6,878	-	-	-	-	-
MFIs	-334	-79	267	854	187	-	-	-	-	-
central government: CCTs	-598	-131	-229	22	102	-	-	-	-	-
central government: other	-592	-1,277	1,635	1,005	3,374	-	-	-	-	-
local government	-	-	-	-	-
other residents	223	25	231	48	408	-	-	-	-	-
rest of the world	1,431	760	2,077	2,032	2,807	-	-	-	-	-
Derivates and employee stock options ..	853	1,191	-425	-145	-58
Short-term loans, of	-	-	-	-	-
MFIs	-	-	-	-	-	-	-	-	-	-
other financial corporations	-	-	-	-	-
general government	-	-	-	-	-	-	-	-	-	-
other residents	-	-	-	-	-	-	-	-	-	-
rest of the world	-	-	-	-	-	-	-	-	-	-
Medium and long-term loans, of	-	-	-	-	-
MFIs	-	-	-	-	-	-	-	-	-	-
other financial corporations	-	-	-	-	-
general government	-	-	-	-	-	-	-	-	-	-
other residents	-	-	-	-	-	-	-	-	-	-
rest of the world	-	-	-	-	-	-	-	-	-	-
Shares and other equity, issued by	1,850	-344	1,060	-865	-2,240	-	-	-	-	-
residents	573	46	-68	-633	-579	-	-	-	-	-
<i>of which: listed shares</i>	-	-	-	-	-
rest of the world	1,277	-390	1,127	-232	-1,661	-	-	-	-	-
Mutual fund shares, issued by	-1,267	-827	-63	-923	-581	5,544	-307	4,702	867	7,150
residents	5,544	-307	4,702	867	7,150
rest of the world	-1,267	-827	-63	-923	-581	-	-	-	-	-
Insurance, pension and standardised guarantee schemes	-	-	-	-	-	-	-	-	-	-
net equity of households	-	-	-	-	-	-	-	-	-	-
other provisions	-	-	-	-	-	-	-	-	-	-
Other accounts receivable/payable	-	-	-	-	-
trade credits	-	-	-	-	-	-	-	-	-	-
other	-	-	-	-	-
Total	2,164	-640	1,860	2,207	3,622	5,544	-307	4,702	867	7,150

Financial accounts

Table 15

[Access to data:](#)

[TFAT0006](#)

Financial auxiliaries

(stocks in millions of euros)

Financial instruments	ASSETS					LIABILITIES				
	2022-Q2	2022-Q3	2022-Q4	2023-Q1	2023-Q2	2022-Q2	2022-Q3	2022-Q4	2023-Q1	2023-Q2
Monetary gold and SDRs	-	-	-	-	-	-	-	-	-	-
Currency and transferable deposits, with	23,054	21,332	22,859	18,470	18,024	-	-	-	-	-
MFIs	22,278	20,800	22,617	18,228	17,802	-	-	-	-	-
other residents	-	-	-	-	-	-	-	-	-	-
rest of the world	776	533	242	242	222	-	-	-	-	-
Other deposits, with	430	535	1,063	1,958	2,199	-	-	-	-	-
MFIs	430	535	1,063	1,958	2,199	-	-	-	-	-
other residents	-	-	-	-	-	-	-	-	-	-
rest of the world	-	-	-	-	-
Short-term securities, issued by	450	328	1,472	1,023	254	-	-	-	-	-
general government	433	282	1,313	898	118	-	-	-	-	-
other residents	-	-	-	-	-
rest of the world	17	47	160	126	137	-	-	-	-	-
Bonds, issued by	58,886	53,500	63,602	49,005	58,165	6,459	5,633	4,976	4,939	4,961
MFIs	8,531	9,749	9,758	9,777	9,795	-	-	-	-	-
central government: CCTs	438	437	513	1,437	2,066	-	-	-	-	-
central government: other	46,779	40,122	49,179	33,379	41,473	-	-	-	-	-
local government	-	-	-	-	-
other residents	468	537	615	660	697	6,459	5,633	4,976	4,939	4,961
rest of the world	2,670	2,657	3,537	3,752	4,133	-	-	-	-	-
Derivates and employee stock options ..	47	79	92	90	88	58	61	24	26	29
Short-term loans, of	657	636	1,037	535	545
MFIs	-	-	-	-	-	655	627	1,024	514	522
other financial corporations	-	-	-	-	-
general government	-	-	-	-	-	-	-	-	-	-
other residents	-	-	-	-	-	-	-	-	-	-
rest of the world	-	-	-	-	-	3	8	13	22	23
Medium and long-term loans, of	6,007	5,905	5,795	5,898	5,231
MFIs	-	-	-	-	-	5,824	5,730	5,667	5,768	5,096
other financial corporations	161	159	120	120	122
general government	-	-	-	-	-
other residents	-	-	-	-	-	-	-	-	-	-
rest of the world	-	-	-	-	-	22	16	8	9	13
Shares and other equity, issued by	30,961	32,024	36,114	32,968	32,887	26,943	25,302	26,586	31,765	26,282
residents	21,870	23,255	28,057	24,925	25,283	26,943	25,302	26,586	31,765	26,282
<i>of which:</i> listed shares	15,311	14,313	15,985	17,782	18,198	8,759	7,676	9,516	9,268	9,356
rest of the world	9,091	8,768	8,056	8,043	7,603	-	-	-	-	-
Mutual fund shares, issued by	51,694	49,076	50,881	48,499	49,105	-	-	-	-	-
residents	20,530	19,779	21,684	19,466	20,465	-	-	-	-	-
rest of the world	31,164	29,297	29,197	29,033	28,641	-	-	-	-	-
Insurance, pension and standardised guarantee schemes	-	-	-	-	-	-	-	-	-	-
net equity of households	-	-	-	-	-	-	-	-	-	-
other provisions	-	-	-	-	-	-	-	-	-	-
Other accounts receivable/payable	17	56	40	41	29	71	131	91	94	74
trade credits	-	-	-	-	-	-	-	-	-	-
other	17	56	40	41	29	71	131	91	94	74
Total	165,540	156,931	176,124	152,053	160,751	40,196	37,668	38,508	43,257	37,123

Financial auxiliaries

(flows in millions of euros)

Financial instruments	ASSETS					LIABILITIES				
	2022-Q2	2022-Q3	2022-Q4	2023-Q1	2023-Q2	2022-Q2	2022-Q3	2022-Q4	2023-Q1	2023-Q2
Monetary gold and SDRs	-	-	-	-	-	-	-	-	-	-
Currency and transferable deposits, with	-2,689	-1,751	1,532	-4,407	-441	-	-	-	-	-
MFIs.....	-2,410	-1,478	1,814	-4,398	-439	-	-	-	-	-
other residents.....	-	-	-	-	-	-	-	-	-	-
rest of the world.....	-280	-273	-282	-9	-2	-	-	-	-	-
Other deposits, with	-71	105	528	895	241	-	-	-	-	-
MFIs.....	-71	105	528	895	241	-	-	-	-	-
other residents.....	-	-	-	-	-	-	-	-	-	-
rest of the world.....	-	-	-	-	-
Short-term securities, issued by	-212	345	1,112	389	-200	-	-	-	-	-
general government.....	-222	316	999	424	-211	-	-	-	-	-
other residents.....	-	-	-	-	-
rest of the world.....	10	30	113	-35	10	-	-	-	-	-
Bonds, issued by	1,233	-3,639	7,421	-6,283	1,434	544	42	671	28	21
MFIs.....	-1,250	225	202	-613	-282	-	-	-	-	-
central government: CCTs.....	-445	17	-205	-1	543	-	-	-	-	-
central government: other.....	2,803	-3,968	6,574	-5,912	747	-	-	-	-	-
local government.....	-	-	-	-	-
other residents.....	65	69	81	45	37	544	42	671	28	21
rest of the world.....	60	18	769	197	388	-	-	-	-	-
Derivates and employee stock options..
Short-term loans, of	-269	-27	398	-508	9
MFIs.....	-	-	-	-	-	-269	-27	398	-508	9
other financial corporations.....	-	-	-	-	-
general government.....	-	-	-	-	-	-	-	-	-	-
other residents.....	-	-	-	-	-	-	-	-	-	-
rest of the world.....	-	-	-	-	-
Medium and long-term loans, of	206	-103	-92	101	-668
MFIs.....	-	-	-	-	-	223	-94	-46	101	-673
other financial corporations.....	-11	-1	-39	1	2
general government.....	-	-	-	-	-
other residents.....	-	-	-	-	-	-	-	-	-	-
rest of the world.....	-	-	-	-	-	-5	-7	-7	..	3
Shares and other equity, issued by	-4,128	1,588	1,193	-945	1,322	-1,457	-5,225	-3,785	4,637	2,671
residents.....	-3,877	1,839	2,511	-612	1,907	-1,457	-5,225	-3,785	4,637	2,671
of which: listed shares.....	-1,375	-998	1,672	1,797	416	-103	13	-73
rest of the world.....	-251	-251	-1,318	-332	-586	-	-	-	-	-
Mutual fund shares, issued by	2,085	-1,266	399	-3,294	393	-	-	-	-	-
residents.....	2,080	-162	579	-2,657	1,150	-	-	-	-	-
rest of the world.....	5	-1,104	-180	-637	-757	-	-	-	-	-
Insurance, pension and standardised guarantee schemes	-	-	-	-	-	-	-	-	-	-
net equity of households.....	-	-	-	-	-	-	-	-	-	-
other provisions.....	-	-	-	-	-	-	-	-	-	-
Other accounts receivable/payable	6	18	-5	1	..	12	-4	-8	3	6
trade credits.....	-	-	-	-	-	-	-	-	-	-
other.....	6	18	-5	1	..	12	-4	-8	3	6
Total	-3,777	-4,600	12,180	-13,644	2,749	-964	-5,317	-2,817	4,261	2,038

Insurance corporations

(stocks in millions of euros)

Financial instruments	ASSETS					LIABILITIES				
	2022-Q2	2022-Q3	2022-Q4	2023-Q1	2023-Q2	2022-Q2	2022-Q3	2022-Q4	2023-Q1	2023-Q2
Monetary gold and SDRs	-	-	-	-	-	-	-	-	-	-
Currency and transferable deposits, with	14,525	16,283	16,551	15,043	13,832	-	-	-	-	-
MFIs	13,351	14,706	14,766	13,014	12,068	-	-	-	-	-
other residents	171	227	263	780	747	-	-	-	-	-
rest of the world	1,003	1,351	1,522	1,249	1,017	-	-	-	-	-
Other deposits, with	288	589	483	463	251	-	-	-	-	-
MFIs	190	489	452	407	221	-	-	-	-	-
other residents	-	-	-	-	-	-	-	-	-	-
rest of the world	98	100	31	56	31	-	-	-	-	-
Short-term securities, issued by	6,885	8,661	10,795	10,150	13,400	175	175	169	170	171
general government.....	2,304	3,543	3,513	4,868	6,011	-	-	-	-	-
other residents	175	175	169	170	171
rest of the world	4,581	5,118	7,282	5,282	7,390	-	-	-	-	-
Bonds, issued by	512,139	483,528	472,825	487,740	483,471	15,090	15,179	15,405	15,227	15,311
MFIs	11,650	11,254	10,974	10,978	10,773	-	-	-	-	-
central government: CCTs	9,799	9,521	6,140	5,888	5,703	-	-	-	-	-
central government: other	257,615	237,070	228,312	234,667	230,218	-	-	-	-	-
local government.....	351	326	312	324	293	-	-	-	-	-
other residents	12,759	12,385	12,471	12,577	12,384	15,090	15,179	15,405	15,227	15,311
rest of the world	219,964	212,971	214,615	223,304	224,100	-	-	-	-	-
Derivates and employee stock options..	1,544	1,359	1,187	1,184	1,173	2,466	2,336	2,157	2,109	2,093
Short-term loans, of	20	21	2	2	2	2,423	1,536	1,076	1,361	2,022
MFIs	-	-	-	-	-	1,380	525	85	164	417
other financial corporations.....	20	21	2	2	2
general government.....	-	-	-	-	-	-	-	-	-	-
other residents	-	-	-	-	-	-	-	-	-	-
rest of the world	-	-	-	-	-	1,042	1,012	991	1,196	1,605
Medium and long-term loans, of	2,433	2,433	2,521	2,519	2,511	10,999	10,801	10,854	10,584	11,392
MFIs	-	-	-	-	-	3,606	3,341	3,355	3,129	2,821
other financial corporations.....	2,433	2,433	2,521	2,519	2,511	8	3	3	3	3
general government.....	-	-	-	-	-	366	366	366	366	366
other residents	-	-	-	-	-	-	-	-	-	-
rest of the world	-	-	-	-	-	7,020	7,091	7,130	7,086	8,202
Shares and other equity, issued by	106,313	104,041	106,773	110,760	110,134	131,363	126,492	131,836	137,125	137,928
residents	63,749	61,404	62,642	67,165	65,659	131,363	126,492	131,836	137,125	137,928
of which: listed shares.....	6,561	4,499	5,373	5,675	5,322	32,296	28,449	33,267	35,631	35,671
rest of the world	42,564	42,637	44,131	43,595	44,475	-	-	-	-	-
Mutual fund shares, issued by	276,078	272,076	273,153	280,780	281,348	-	-	-	-	-
residents	39,093	39,379	41,075	41,434	41,923	-	-	-	-	-
rest of the world	236,985	232,697	232,078	239,346	239,425	-	-	-	-	-
Insurance, pension and standardised guarantee schemes	4,542	5,102	5,084	4,650	5,199	802,662	776,334	768,697	781,829	780,989
net equity of households.....	-	-	-	-	-	750,493	724,998	717,591	729,071	727,384
other provisions.....	4,542	5,102	5,084	4,650	5,199	52,169	51,336	51,106	52,758	53,605
Other accounts receivable/payable	7,260	8,483	9,456	9,762	9,720	6,409	6,661	7,056	6,794	7,219
trade credits	1,522	1,729	1,925	1,925	1,925	3,310	3,471	3,615	3,615	3,615
other.....	5,738	6,754	7,531	7,837	7,795	3,099	3,190	3,441	3,179	3,604
Total	932,025	902,578	898,830	923,052	921,042	971,588	939,514	937,249	955,198	957,126

Insurance corporations

(flows in millions of euros)

Financial instruments	ASSETS					LIABILITIES				
	2022-Q2	2022-Q3	2022-Q4	2023-Q1	2023-Q2	2022-Q2	2022-Q3	2022-Q4	2023-Q1	2023-Q2
Monetary gold and SDRs	-	-	-	-	-	-	-	-	-	-
Currency and transferable deposits, with	-636	1,829	251	-1,708	-1,409	-	-	-	-	-
MFIs.....	779	1,355	60	-1,752	-946	-	-	-	-	-
other residents.....	-1,579	56	37	516	-32	-	-	-	-	-
rest of the world.....	163	418	155	-472	-431	-	-	-	-	-
Other deposits, with	-258	295	-69	-23	-221	-	-	-	-	-
MFIs.....	-33	297	-37	-49	-187	-	-	-	-	-
other residents.....	-	-	-	-	-	-	-	-	-	-
rest of the world.....	-225	-3	-32	26	-35	-	-	-	-	-
Short-term securities, issued by	-1,400	1,828	2,123	-485	3,074	-6	1	1
general government.....	-835	1,233	-33	1,349	1,134	-	-	-	-	-
other residents.....	-6	1	1
rest of the world.....	-565	595	2,157	-1,834	1,939	-	-	-	-	-
Bonds, issued by	1,312	-786	-3,847	3,667	-3,390	..	698	-469	-5	500
MFIs.....	-582	-341	-249	-46	-207	-	-	-	-	-
central government: CCTs.....	-821	-234	-3,385	-265	-184	-	-	-	-	-
central government: other.....	-1,647	-2,701	-3,329	-1,858	-3,677	-	-	-	-	-
local government.....	-32	-20	-14	5	-30	-	-	-	-	-
other residents.....	-734	-344	158	28	-198	..	698	-469	-5	500
rest of the world.....	5,128	2,854	2,971	5,803	905	-	-	-	-	-
Derivates and employee stock options..	-475	23	-51	3	42
Short-term loans, of	-5	-5	-5	63	-820	-465	83	463
MFIs.....	-	-	-	-	-	-10	-856	-440	79	253
other financial corporations.....	-5	-5	-5
general government.....	-	-	-	-	-	-	-	-	-	-
other residents.....	-	-	-	-	-	-	-	-	-	-
rest of the world.....	-	-	-	-	-	73	36	-25	3	211
Medium and long-term loans, of	1	1	87	-1	-8	-84	-216	103	-266	799
MFIs.....	-	-	-	-	-	42	-264	14	-226	-308
other financial corporations.....	1	1	87	-1	-8	..	-4
general government.....	-	-	-	-	-
other residents.....	-	-	-	-	-	-	-	-	-	-
rest of the world.....	-	-	-	-	-	-126	52	90	-40	1,107
Shares and other equity, issued by	-4,103	-1,669	1,299	2,504	-1,138	-4,142	-137	-125	2,182	-2,671
residents.....	-4,053	-2,240	1,218	3,925	-836	-4,142	-137	-125	2,182	-2,671
of which: listed shares.....	651	116	655	216	-618	106	4	22	-508	..
rest of the world.....	-50	571	81	-1,421	-302	-	-	-	-	-
Mutual fund shares, issued by	1,751	3,154	-2,998	5,877	-3,159	-	-	-	-	-
residents.....	2,298	3,363	-235	4,859	743	-	-	-	-	-
rest of the world.....	-547	-209	-2,763	1,018	-3,902	-	-	-	-	-
Insurance, pension and standardised guarantee schemes	197	556	-12	-433	549	2,875	644	522	-4,038	-7,232
net equity of households.....	-	-	-	-	-	3,183	1,428	617	-5,744	-7,933
other provisions.....	197	556	-12	-433	549	-308	-784	-95	1,706	701
Other accounts receivable/payable	597	1,204	998	311	-42	358	240	412	-273	437
trade credits.....	203	203	203	154	154	154
other.....	395	1,002	795	311	-42	204	86	258	-273	437
Total	-3,019	6,431	-2,224	9,712	-5,703	-931	408	-27	-2,315	-7,701

Financial accounts

Table 19

[Access to data:](#)

[TFAT0008](#)

Pension funds

(stocks in millions of euros)

Financial instruments	ASSETS					LIABILITIES				
	2022-Q2	2022-Q3	2022-Q4	2023-Q1	2023-Q2	2022-Q2	2022-Q3	2022-Q4	2023-Q1	2023-Q2
Monetary gold and SDRs	-	-	-	-	-	-	-	-	-	-
Currency and transferable deposits, with	8,472	7,050	8,340	6,230	6,798	-	-	-	-	-
MFIs.....	8,472	7,050	8,340	6,230	6,798	-	-	-	-	-
other residents.....	-	-	-	-	-
rest of the world.....	-	-	-	-	-
Other deposits, with	28	30	61	189	109	-	-	-	-	-
MFIs.....	28	30	61	189	109	-	-	-	-	-
other residents.....	-	-	-	-	-	-	-	-	-	-
rest of the world.....	-	-	-	-	-
Short-term securities, issued by	1,981	2,664	3,600	4,193	5,354	-	-	-	-	-
general government.....	1,166	1,425	1,520	1,635	2,839	-	-	-	-	-
other residents.....	-	-	-	-	-
rest of the world.....	814	1,239	2,081	2,558	2,514	-	-	-	-	-
Bonds, issued by	57,169	55,484	56,248	61,211	64,172	-	-	-	-	-
MFIs.....	711	700	713	771	785	-	-	-	-	-
central government: CCTs.....	532	532	498	475	437	-	-	-	-	-
central government: other.....	11,770	10,944	10,821	11,091	11,097	-	-	-	-	-
local government.....	-	-	-	-	-
other residents.....	696	677	662	718	751	-	-	-	-	-
rest of the world.....	43,460	42,631	43,554	48,156	51,102	-	-	-	-	-
Derivates and employee stock options..
Short-term loans, of	18	15	17	38	21
MFIs.....	-	-	-	-	-	18	15	17	38	21
other financial corporations.....	-	-	-	-	-
general government.....	-	-	-	-	-	-	-	-	-	-
other residents.....	-	-	-	-	-	-	-	-	-	-
rest of the world.....	-	-	-	-	-
Medium and long-term loans, of	4	4	5	2	2
MFIs.....	-	-	-	-	-	4	4	5	2	2
other financial corporations.....	-	-	-	-	-
general government.....	-	-	-	-	-	-	-	-	-	-
other residents.....	-	-	-	-	-	-	-	-	-	-
rest of the world.....	-	-	-	-	-	-	-	-	-	-
Shares and other equity, issued by	26,483	25,969	27,810	30,233	33,241	-	-	-	-	-
residents.....	1,487	1,438	1,565	1,608	1,632	-	-	-	-	-
of which: listed shares.....	836	785	912	973	986	-	-	-	-	-
rest of the world.....	24,997	24,531	26,245	28,625	31,610	-	-	-	-	-
Mutual fund shares, issued by	21,437	21,389	20,678	22,007	22,434	-	-	-	-	-
residents.....	4,911	4,313	4,621	4,693	3,888	-	-	-	-	-
rest of the world.....	16,526	17,076	16,057	17,314	18,546	-	-	-	-	-
Insurance, pension and standardised guarantee schemes	120,148	118,347	121,260	126,035	128,456
net equity of households.....	-	-	-	-	-	120,148	118,347	121,260	126,035	128,456
other provisions.....	-	-	-	-	-
Other accounts receivable/payable
trade credits.....	-	-	-	-	-	-	-	-	-	-
other.....
Total	115,570	112,586	116,737	124,063	132,107	120,170	118,366	121,282	126,075	128,479

Pension funds

(flows in millions of euros)

Financial instruments	ASSETS					LIABILITIES				
	2022-Q2	2022-Q3	2022-Q4	2023-Q1	2023-Q2	2022-Q2	2022-Q3	2022-Q4	2023-Q1	2023-Q2
Monetary gold and SDRs	-	-	-	-	-	-	-	-	-	-
Currency and transferable deposits, with	62	-1,421	1,289	-2,110	568	-	-	-	-	-
MFIs.....	62	-1,421	1,289	-2,110	568	-	-	-	-	-
other residents.....	-	-	-	-	-
rest of the world.....	-	-	-	-	-
Other deposits, with	-46	2	31	127	-80	-	-	-	-	-
MFIs.....	-46	2	31	127	-80	-	-	-	-	-
other residents.....	-	-	-	-	-	-	-	-	-	-
rest of the world.....	-	-	-	-	-
Short-term securities, issued by	-155	642	932	504	1,222	-	-	-	-	-
general government.....	-186	261	94	113	1,200	-	-	-	-	-
other residents.....	-	-	-	-	-
rest of the world.....	30	381	837	391	22	-	-	-	-	-
Bonds, issued by	304	454	2,365	3,769	2,399	-	-	-	-	-
MFIs.....	-78	-10	14	54	13	-	-	-	-	-
central government: CCTs.....	-70	3	-35	-24	-38	-	-	-	-	-
central government: other.....	-574	-222	14	94	37	-	-	-	-	-
local government.....	-	-	-	-	-
other residents.....	-34	-20	-12	49	34	-	-	-	-	-
rest of the world.....	1,060	702	2,385	3,596	2,353	-	-	-	-	-
Derivates and employee stock options
Short-term loans, of	-28	-2	2	21	-17
MFIs.....	-	-	-	-	-	-28	-2	2	21	-17
other financial corporations.....	-	-	-	-	-
general government.....	-	-	-	-	-	-	-	-	-	-
other residents.....	-	-	-	-	-	-	-	-	-	-
rest of the world.....	-	-	-	-	-
Medium and long-term loans, of	-2	..
MFIs.....	-	-	-	-	-	-2	..
other financial corporations.....	-	-	-	-	-
general government.....	-	-	-	-	-	-	-	-	-	-
other residents.....	-	-	-	-	-	-	-	-	-	-
rest of the world.....	-	-	-	-	-	-	-	-	-	-
Shares and other equity, issued by	-394	-408	1,937	460	691	-	-	-	-	-
residents.....	-36	-39	96	26	-22	-	-	-	-	-
of which: listed shares.....	-40	-40	101	27	-22	-	-	-	-	-
rest of the world.....	-358	-369	1,841	434	713	-	-	-	-	-
Mutual fund shares, issued by	298	446	-1,167	721	18	-	-	-	-	-
residents.....	212	-71	117	5	-211	-	-	-	-	-
rest of the world.....	86	517	-1,284	716	229	-	-	-	-	-
Insurance, pension and standardised guarantee schemes	599	392	917	1,059	909
net equity of households.....	-	-	-	-	-	599	392	917	1,059	909
other provisions.....	-	-	-	-	-
Other accounts receivable/payable
trade credits.....	-	-	-	-	-	-	-	-	-	-
other.....
Total	69	-286	5,387	3,471	4,819	572	390	920	1,077	892

Central government

(stocks in millions of euros)

Financial instruments	ASSETS					LIABILITIES				
	2022-Q2	2022-Q3	2022-Q4	2023-Q1	2023-Q2	2022-Q2	2022-Q3	2022-Q4	2023-Q1	2023-Q2
Monetary gold and SDRs	-	-	-	-	-	-	-	-	-	-
Currency and transferable deposits, with	103,314	67,187	60,720	47,416	52,467	192,100	187,477	177,460	166,961	164,612
MFIs	76,207	47,566	41,149	25,887	31,363	-	-	-	-	-
other residents	20,106	18,271	12,771	14,529	14,604	192,100	187,477	177,460	166,961	164,612
rest of the world	7,000	1,351	6,800	7,000	6,500	-	-	-	-	-
Other deposits, with	13,531	10,784	7,628	9,359	9,864	57,323	56,611	54,822	51,739	50,784
MFIs	13,507	10,760	7,628	9,359	9,864	-	-	-	-	-
other residents	-	-	-	-	-	57,323	56,611	54,822	51,739	50,784
rest of the world	24	24	-	-	-	-	-
Short-term securities, issued by	20	364	405	638	490	110,074	108,730	109,989	110,373	118,547
general government	20	364	405	638	490	110,074	108,730	109,989	110,373	118,547
other residents	-	-	-	-	-	-	-	-	-	-
rest of the world	-	-	-	-	-	-	-	-	-	-
Bonds, issued by	41,922	42,995	58,729	61,697	61,885	2,223,966	2,081,747	2,089,025	2,170,848	2,231,239
MFIs	12	20	88	718	985	-	-	-	-	-
central government: CCTs	137	138	130	577	737	142,899	145,067	134,083	142,302	148,988
central government: other	37,974	38,982	54,228	54,759	55,037	2,081,067	1,936,680	1,954,942	2,028,546	2,082,252
local government	-	-	-	-	-
other residents	2,409	2,414	2,722	2,768	2,503	-	-	-	-	-
rest of the world	1,390	1,441	1,561	2,875	2,622	-	-	-	-	-
Derivates and employee stock options..	1,660	5,123	5,246	5,022	5,182	1,492	1,092	828	893	763
Short-term loans, of	31,099	30,634	28,978	36,418	39,016
MFIs	-	-	-	-	-	25,822	24,910	23,003	30,795	32,219
other financial corporations	-	-	-	-	-	4,364	4,005	3,798	3,680	3,368
general government	-	-	-	-	-
other residents	-	-	-	-	-	-	-	-	-	-
rest of the world	-	-	-	-	-	913	1,720	2,177	1,943	3,430
Medium and long-term loans, of	129,364	129,236	131,091	130,654	131,044	150,352	145,966	155,936	154,273	154,803
MFIs	-	-	-	-	-	41,343	40,752	39,768	38,399	38,267
other financial corporations	-	-	-	-	-	2,040	2,065	2,046	2,046	2,052
general government	129,364	129,236	131,091	130,654	131,044	537	539	486	534	491
other residents	-	-	-	-	-	1,788	1,909	2,301	2,301	3,126
rest of the world	-	-	-	-	-	104,644	100,700	111,335	110,994	110,867
Shares and other equity, issued by	128,503	124,909	129,815	132,370	134,039	4,556	4,556	4,560	4,560	4,560
residents	111,501	107,849	112,739	115,227	116,720	4,556	4,556	4,560	4,560	4,560
<i>of which:</i> listed shares	20,891	17,312	21,720	23,718	25,319	-	-	-	-	-
rest of the world	17,001	17,060	17,076	17,144	17,319	-	-	-	-	-
Mutual fund shares, issued by	71	71	71	71	71	-	-	-	-	-
residents	67	67	67	67	67	-	-	-	-	-
rest of the world	4	4	4	4	4	-	-	-	-	-
Insurance, pension and standardised guarantee schemes	39	19	27,800	27,870	27,850	27,882	27,841
net equity of households	-	-	-	-	-	-	-	-	-	-
other provisions	39	19	27,800	27,870	27,850	27,882	27,841
Other accounts receivable/payable	67,934	66,104	68,825	62,159	61,818	88,224	128,278	151,226	149,011	122,409
trade credits	-	-	-	-	-	3,617	3,157	2,576	3,559	2,697
other	67,934	66,104	68,825	62,159	61,818	84,607	125,121	148,650	145,452	119,712
Total	486,357	446,793	462,530	449,386	456,860	2,886,988	2,772,962	2,800,674	2,872,958	2,914,575

Central government

(flows in millions of euros)

Financial instruments	ASSETS					LIABILITIES				
	2022-Q2	2022-Q3	2022-Q4	2023-Q1	2023-Q2	2022-Q2	2022-Q3	2022-Q4	2023-Q1	2023-Q2
Monetary gold and SDRs	-	-	-	-	-	-	-	-	-	-
Currency and transferable deposits, with	-6,934	-36,171	-6,761	-13,288	5,050	1,634	-4,623	-10,018	-10,499	-2,349
MFIs	-8,841	-28,686	-6,710	-15,246	5,475	-	-	-	-	-
other residents	1,907	-1,836	-5,500	1,758	75	1,634	-4,623	-10,018	-10,499	-2,349
rest of the world	-5,649	5,449	200	-500	-	-	-	-	-
Other deposits, with	-3,866	-2,746	-3,156	1,730	505	-755	-712	-1,789	-3,083	-955
MFIs	412	-2,746	-3,132	1,730	505	-	-	-	-	-
other residents	-	-	-	-	-	-755	-712	-1,789	-3,083	-955
rest of the world	-4,278	..	-24	-	-	-	-	-
Short-term securities, issued by	19	344	41	233	-148	-2,036	-605	1,769	1,082	9,137
general government	19	344	41	233	-148	-2,036	-605	1,769	1,082	9,137
other residents	-	-	-	-	-	-	-	-	-	-
rest of the world	-	-	-	-	-	-	-	-	-	-
Bonds, issued by	230	1,075	15,679	2,548	188	2,872	-23,779	27,045	42,321	53,762
MFIs	222	265	-	-	-	-	-
central government: CCTs	3	1	-8	447	160	-11,048	3,132	-11,844	6,957	6,423
central government: other	480	1,009	15,246	531	278	13,920	-26,911	38,890	35,364	47,339
local government	-	-	-	-	-
other residents	74	5	306	47	-265	-	-	-	-	-
rest of the world	-327	61	135	1,301	-251	-	-	-	-	-
Derivates and employee stock options ..	757	846	-315	419	295	2,439
Short-term loans, of	8,073	-465	-1,656	7,440	2,598
MFIs	-	-	-	-	-	6,674	-913	-1,907	7,793	1,423
other financial corporations	-	-	-	-	-	487	-359	-206	-118	-313
general government	-	-	-	-	-
other residents	-	-	-	-	-	-	-	-	-	-
rest of the world	-	-	-	-	-	913	807	457	-234	1,487
Medium and long-term loans, of	-1,201	-128	1,850	-437	390	10,384	-4,386	9,970	-1,663	530
MFIs	-	-	-	-	-	-545	-591	-984	-1,369	-132
other financial corporations	-	-	-	-	-	-50	26	-19	..	6
general government	-1,201	-128	1,850	-437	390	-38	1	-52	47	-42
other residents	-	-	-	-	-	-299	121	391	..	825
rest of the world	-	-	-	-	-	11,316	-3,944	10,635	-341	-127
Shares and other equity, issued by	149	-11	548	559	71
residents	77	-69	532	492	-105
<i>of which</i> : listed shares	-	-	-	-	-
rest of the world	72	59	16	67	176	-	-	-	-	-
Mutual fund shares, issued by	-	-	-	-	-
residents	-	-	-	-	-
rest of the world	-	-	-	-	-
Insurance, pension and standardised guarantee schemes	488	70	-20	32	-41
net equity of households	-	-	-	-	-	-	-	-	-	-
other provisions	488	70	-20	32	-41
Other accounts receivable/payable	852	-1,830	2,721	-6,666	-341	5,047	40,054	22,948	-2,215	-26,602
trade credits	-	-	-	-	-	-448	-459	-581	983	-862
other	852	-1,830	2,721	-6,666	-341	5,495	40,513	23,529	-3,198	-25,740
Total	-9,993	-38,622	10,607	-14,901	6,011	25,707	5,553	50,689	33,415	36,080

Local government

(stocks in millions of euros)

Financial instruments	ASSETS					LIABILITIES				
	2022-Q2	2022-Q3	2022-Q4	2023-Q1	2023-Q2	2022-Q2	2022-Q3	2022-Q4	2023-Q1	2023-Q2
Monetary gold and SDRs	-	-	-	-	-	-	-	-	-	-
Currency and transferable deposits, with	15,001	15,098	15,841	15,570	15,277	-	-	-	-	-
MFIs.....	15,001	15,098	15,841	15,570	15,277	-	-	-	-	-
other residents.....	-	-	-	-	-
rest of the world.....	-	-	-	-	-
Other deposits, with	4,047	4,104	4,061	4,932	4,905	-	-	-	-	-
MFIs.....	4,047	4,104	4,061	4,932	4,905	-	-	-	-	-
other residents.....	-	-	-	-	-	-	-	-	-	-
rest of the world.....	-	-	-	-	-
Short-term securities, issued by	4	2	20	68	51
general government.....	4	2	20	68	51
other residents.....	-	-	-	-	-	-	-	-	-	-
rest of the world.....	-	-	-	-	-	-	-	-	-	-
Bonds, issued by	2,991	3,026	2,736	2,812	2,778	10,926	10,535	10,215	10,130	9,519
MFIs.....	523	523	210	210	180	-	-	-	-	-
central government: CCTs.....	151	221	225	228	232	-	-	-	-	-
central government: other.....	2,087	2,062	2,104	2,202	2,164	-	-	-	-	-
local government.....	10,926	10,535	10,215	10,130	9,519
other residents.....	186	103	55	17	29	-	-	-	-	-
rest of the world.....	44	116	141	154	174	-	-	-	-	-
Derivates and employee stock options..	353	277	200	209	181
Short-term loans, of	-	-	-	-	-	4,218	3,786	4,542	4,344	4,371
MFIs.....	-	-	-	-	-	3,584	3,115	3,683	3,621	3,649
other financial corporations.....	-	-	-	-	-	633	670	858	723	723
general government.....	-	-	-	-	-	-	-	-	-	-
other residents.....	-	-	-	-	-	-	-	-	-	-
rest of the world.....	-	-	-	-	-	-	-	-	-	-
Medium and long-term loans, of	10,455	10,520	10,390	10,402	10,492	103,497	103,761	102,588	102,646	103,559
MFIs.....	-	-	-	-	-	62,635	62,861	62,311	62,689	61,008
other financial corporations.....	-	-	-	-	-	8,156	8,161	8,301	8,153	11,304
general government.....	10,455	10,520	10,390	10,402	10,492	29,139	29,118	28,466	28,316	27,870
other residents.....	-	-	-	-	-	-	-	-	-	-
rest of the world.....	-	-	-	-	-	3,568	3,621	3,510	3,489	3,377
Shares and other equity, issued by	13,037	13,073	13,023	13,265	13,226
residents.....	12,964	12,999	12,963	13,203	13,164
of which: listed shares.....	2,449	2,053	2,466	2,838	3,165	-	-	-	-	-
rest of the world.....	73	74	60	62	62	-	-	-	-	-
Mutual fund shares, issued by	119	113	116	109	108	-	-	-	-	-
residents.....	62	62	62	62	62	-	-	-	-	-
rest of the world.....	57	51	54	47	46	-	-	-	-	-
Insurance, pension and standardised guarantee schemes	1,043	1,027	1,022	1,055	1,072	-	-	-	-	-
net equity of households.....	-	-	-	-	-	-	-	-	-	-
other provisions.....	1,043	1,027	1,022	1,055	1,072	-	-	-	-	-
Other accounts receivable/payable	23,453	20,607	20,348	18,840	20,077	63,521	61,575	64,020	62,715	61,772
trade credits.....	-	-	-	-	-	44,792	42,891	44,085	43,316	42,336
other.....	23,453	20,607	20,348	18,840	20,077	18,730	18,684	19,936	19,399	19,436
Total	70,151	67,571	67,558	67,053	67,987	182,515	179,933	181,565	180,044	179,402

Local government

(flows in millions of euros)

Financial instruments	ASSETS					LIABILITIES				
	2022-Q2	2022-Q3	2022-Q4	2023-Q1	2023-Q2	2022-Q2	2022-Q3	2022-Q4	2023-Q1	2023-Q2
Monetary gold and SDRs	-	-	-	-	-	-	-	-	-	-
Currency and transferable deposits, with	457	97	743	-271	-293	-	-	-	-	-
MFIs.....	457	97	743	-271	-293	-	-	-	-	-
other residents.....	-	-	-	-	-
rest of the world.....	-	-	-	-	-
Other deposits, with	-96	57	-43	870	-26	-	-	-	-	-
MFIs.....	-96	57	-43	870	-26	-	-	-	-	-
other residents.....	-	-	-	-	-	-	-	-	-	-
rest of the world.....	-	-	-	-	-
Short-term securities, issued by	-6	-2	18	49	-17
general government.....	-6	-2	18	49	-17
other residents.....	-	-	-	-	-	-	-	-	-	-
rest of the world.....	-	-	-	-	-	-	-	-	-	-
Bonds, issued by	122	178	-245	32	-46	-365	-391	-320	-90	-610
MFIs.....	-313	..	-30	-	-	-	-	-
central government: CCTs.....	-31	72	3	1	3	-	-	-	-	-
central government: other.....	153	106	65	56	-49	-	-	-	-	-
local government.....	-365	-391	-320	-90	-610
other residents.....	-4	-78	-23	-38	11	-	-	-	-	-
rest of the world.....	4	78	23	13	19	-	-	-	-	-
Derivates and employee stock options..	216
Short-term loans, of	-	-	-	-	-	161	-432	756	-197	27
MFIs.....	-	-	-	-	-	145	-469	568	-62	28
other financial corporations.....	-	-	-	-	-	16	37	188	-135	-1
general government.....	-	-	-	-	-	-	-	-	-	-
other residents.....	-	-	-	-	-	-	-	-	-	-
rest of the world.....	-	-	-	-	-	-	-	-	-	-
Medium and long-term loans, of	-21	65	-130	12	89	-1,893	263	-1,172	58	913
MFIs.....	-	-	-	-	-	-1,150	226	-550	378	-1,681
other financial corporations.....	-	-	-	-	-	-78	6	140	-148	3,151
general government.....	-21	65	-130	12	89	-538	-21	-652	-150	-446
other residents.....	-	-	-	-	-	-	-	-	-	-
rest of the world.....	-	-	-	-	-	-127	53	-111	-22	-112
Shares and other equity, issued by	36	36	-33	242	-38
residents.....	34	35	-36	241	-39
of which: listed shares.....	-614	-396	413	372	326	-	-	-	-	-
rest of the world.....	2	1	3	1	1	-	-	-	-	-
Mutual fund shares, issued by	-4	2	-8	-1	-	-	-	-	-
residents.....	-	-	-	-	-
rest of the world.....	..	-4	2	-8	-1	-	-	-	-	-
Insurance, pension and standardised guarantee schemes	-6	-16	-2	34	14	-	-	-	-	-
net equity of households.....	-	-	-	-	-	-	-	-	-	-
other provisions.....	-6	-16	-2	34	14	-	-	-	-	-
Other accounts receivable/payable	1,401	-2,846	-258	-1,508	1,237	-95	-1,947	2,446	-1,306	-943
trade credits.....	-	-	-	-	-	-865	-1,901	1,194	-769	-980
other.....	1,401	-2,846	-258	-1,508	1,237	771	-46	1,252	-537	37
Total	1,884	-2,436	268	-547	919	-2,192	-2,506	1,709	-1,535	-613

Social security funds

(stocks in millions of euros)

Financial instruments	ASSETS					LIABILITIES				
	2022-Q2	2022-Q3	2022-Q4	2023-Q1	2023-Q2	2022-Q2	2022-Q3	2022-Q4	2023-Q1	2023-Q2
Monetary gold and SDRs	-	-	-	-	-	-	-	-	-	-
Currency and transferable deposits, with	10,075	9,649	9,917	9,232	8,865	-	-	-	-	-
MFIs	10,075	9,649	9,917	9,232	8,865	-	-	-	-	-
other residents	-	-	-	-	-
rest of the world	-	-	-	-	-
Other deposits, with	412	992	882	750	729	-	-	-	-	-
MFIs	412	992	882	750	729	-	-	-	-	-
other residents	-	-	-	-	-	-	-	-	-	-
rest of the world	-	-	-	-	-
Short-term securities, issued by	15	114	257	342	1,061	-	-	-	-	-
general government.....	15	114	257	342	1,061	-	-	-	-	-
other residents	-	-	-	-	-	-	-	-	-	-
rest of the world	-	-	-	-	-	-	-	-	-	-
Bonds, issued by	27,548	27,730	28,881	29,485	29,399	-	-	-	-	-
MFIs	1,081	1,081	1,081	1,081	1,081	-	-	-	-	-
central government: CCTs	41	29	13	116	110	-	-	-	-	-
central government: other	9,903	9,868	10,968	11,927	12,481	-	-	-	-	-
local government.....	53	52	52	51	51	-	-	-	-	-
other residents	6,382	6,945	6,925	6,649	6,423	-	-	-	-	-
rest of the world	10,087	9,754	9,842	9,661	9,254	-	-	-	-	-
Derivates and employee stock options..
Short-term loans, of	-	-	-	-	-	126	107	88	59	71
MFIs	-	-	-	-	-	126	107	88	59	71
other financial corporations.....	-	-	-	-	-	-	-	-	-	-
general government	-	-	-	-	-
other residents	-	-	-	-	-	-	-	-	-	-
rest of the world	-	-	-	-	-	-	-	-	-	-
Medium and long-term loans, of	4,008	3,985	3,974	4,016	4,078	19	15	14	14	14
MFIs	-	-	-	-	-	19	15	14	14	14
other financial corporations.....	-	-	-	-	-
general government	4,008	3,985	3,974	4,016	4,078	-	-	-	-	-
other residents	-	-	-	-	-	-	-	-	-	-
rest of the world	-	-	-	-	-	-	-	-	-	-
Shares and other equity, issued by	8,874	9,017	9,247	9,395	9,547	-	-	-	-	-
residents	7,196	7,356	7,610	7,679	7,739	-	-	-	-	-
of which: listed shares.....	428	458	543	610	627	-	-	-	-	-
rest of the world	1,678	1,661	1,637	1,716	1,808	-	-	-	-	-
Mutual fund shares, issued by	42,530	41,762	42,584	44,341	45,082	-	-	-	-	-
residents	11,395	11,609	12,534	13,091	13,599	-	-	-	-	-
rest of the world	31,135	30,153	30,050	31,250	31,483	-	-	-	-	-
Insurance, pension and standardised guarantee schemes	-	-	-	-	-
net equity of households.....	-	-	-	-	-	-	-	-	-	-
other provisions.....	-	-	-	-	-
Other accounts receivable/payable	31,891	28,089	35,966	30,314	34,678	23,874	23,978	24,167	27,056	28,500
trade credits	-	-	-	-	-	2,740	2,769	2,790	2,811	2,832
other.....	31,891	28,089	35,966	30,314	34,678	21,134	21,210	21,377	24,245	25,667
Total	125,353	121,338	131,708	127,874	133,438	24,019	24,100	24,269	27,130	28,585

Social security funds

(flows in millions of euros)

Financial instruments	ASSETS					LIABILITIES				
	2022-Q2	2022-Q3	2022-Q4	2023-Q1	2023-Q2	2022-Q2	2022-Q3	2022-Q4	2023-Q1	2023-Q2
Monetary gold and SDRs	-	-	-	-	-	-	-	-	-	-
Currency and transferable deposits, with	505	-425	268	-686	-366	-	-	-	-	-
MFIs	505	-425	268	-686	-366	-	-	-	-	-
other residents	-	-	-	-	-
rest of the world	-	-	-	-	-
Other deposits, with	1	579	-110	-132	-22	-	-	-	-	-
MFIs	1	579	-110	-132	-22	-	-	-	-	-
other residents	-	-	-	-	-	-	-	-	-	-
rest of the world	-	-	-	-	-
Short-term securities, issued by	-20	99	146	86	732	-	-	-	-	-
general government	-20	99	146	86	732	-	-	-	-	-
other residents	-	-	-	-	-	-	-	-	-	-
rest of the world	-	-	-	-	-	-	-	-	-	-
Bonds, issued by	-109	791	1,325	423	-108	-	-	-	-	-
MFIs	-	-	-	-	-
central government: CCTs	-23	-12	-17	101	-6	-	-	-	-	-
central government: other	195	574	1,274	780	531	-	-	-	-	-
local government.....	..	-1	..	-1	..	-	-	-	-	-
other residents	-62	388	-243	-232	-274	-	-	-	-	-
rest of the world	-219	-158	311	-225	-359	-	-	-	-	-
Derivates and employee stock options
Short-term loans, of	-	-	-	-	-	56	-19	-19	-28	11
MFIs	-	-	-	-	-	56	-19	-19	-28	11
other financial corporations.....	-	-	-	-	-	-	-	-	-	-
general government	-	-	-	-	-
other residents	-	-	-	-	-	-	-	-	-	-
rest of the world	-	-	-	-	-	-	-	-	-	-
Medium and long-term loans, of	-67	-23	-11	42	62	-1	-4
MFIs	-	-	-	-	-	-1	-4
other financial corporations.....	-	-	-	-	-
general government	-67	-23	-11	42	62	-	-	-	-	-
other residents	-	-	-	-	-	-	-	-	-	-
rest of the world	-	-	-	-	-	-	-	-	-	-
Shares and other equity, issued by	18	154	208	37	39	-	-	-	-	-
residents	-255	159	254	69	60	-	-	-	-	-
<i>of which:</i> listed shares.....	-	-	-	-	-
rest of the world	273	-5	-46	-32	-21	-	-	-	-	-
Mutual fund shares, issued by	827	129	477	1,178	549	-	-	-	-	-
residents	270	214	925	557	508	-	-	-	-	-
rest of the world	557	-85	-448	621	41	-	-	-	-	-
Insurance, pension and standardised guarantee schemes	-	-	-	-	-
net equity of households	-	-	-	-	-	-	-	-	-	-
other provisions.....	-	-	-	-	-
Other accounts receivable/payable	4,208	-3,801	7,877	-5,652	4,364	1,258	104	189	2,889	1,444
trade credits	-	-	-	-	-	42	28	22	21	21
other.....	4,208	-3,801	7,877	-5,652	4,364	1,216	76	168	2,867	1,423
Total	5,363	-2,497	10,180	-4,703	5,250	1,313	81	169	2,861	1,455

Households and non-profit institutions serving households

(stocks in millions of euros)

Financial instruments	ASSETS					LIABILITIES				
	2022-Q2	2022-Q3	2022-Q4	2023-Q1	2023-Q2	2022-Q2	2022-Q3	2022-Q4	2023-Q1	2023-Q2
Monetary gold and SDRs	-	-	-	-	-	-	-	-	-	-
Currency and transferable deposits, with	1,212,645	1,217,819	1,222,334	1,183,020	1,153,785	-	-	-	-	-
MFIs.....	1,140,726	1,145,110	1,147,614	1,109,318	1,080,729	-	-	-	-	-
other residents.....	48,548	49,292	51,408	50,390	49,682	-	-	-	-	-
rest of the world.....	23,371	23,417	23,313	23,313	23,373	-	-	-	-	-
Other deposits, with	414,422	412,707	411,073	417,966	422,907	-	-	-	-	-
MFIs.....	362,121	361,178	361,363	371,372	377,298	-	-	-	-	-
other residents.....	52,301	51,529	49,709	46,594	45,609	-	-	-	-	-
rest of the world.....	-	-	-	-	-
Short-term securities, issued by	1,064	1,582	6,200	14,983	22,206	-	-	-	-	-
general government.....	784	1,197	5,640	14,168	20,724	-	-	-	-	-
other residents.....	1	3	2	3	2	-	-	-	-	-
rest of the world.....	279	382	557	812	1,480	-	-	-	-	-
Bonds, issued by	223,558	223,723	248,246	284,357	328,287	-	-	-	-	-
MFIs.....	22,405	21,949	25,441	28,876	35,281	-	-	-	-	-
central government: CCTs.....	353	441	445	1,088	1,769	-	-	-	-	-
central government: other.....	121,714	121,600	142,473	170,412	198,748	-	-	-	-	-
local government.....	3	3	3	3	3	-	-	-	-	-
other residents.....	10,684	10,968	8,415	8,765	12,629	-	-	-	-	-
rest of the world.....	68,399	68,761	71,469	75,212	79,858	-	-	-	-	-
Derivates and employee stock options..	6,433	6,548	6,850	7,383	7,871	38	233	271	279	308
Short-term loans, of	9,361	9,347	9,347	9,487	9,609	47,588	47,638	48,329	46,414	45,227
MFIs.....	-	-	-	-	-	44,307	44,419	44,812	43,594	42,396
other financial corporations.....	-	-	-	-	-	3,282	3,219	3,518	2,819	2,831
general government.....	-	-	-	-	-	-	-	-	-	-
other residents.....	9,361	9,347	9,347	9,487	9,609	-	-	-	-	-
rest of the world.....	-	-	-	-	-	-	-	-	-	-
Medium and long-term loans, of	-	-	-	-	-	741,204	745,580	748,221	746,683	745,967
MFIs.....	-	-	-	-	-	630,968	635,032	635,834	635,409	633,534
other financial corporations.....	-	-	-	-	-	106,214	106,549	108,398	107,243	108,340
general government.....	-	-	-	-	-	4,023	4,000	3,989	4,031	4,093
other residents.....	-	-	-	-	-	-	-	-	-	-
rest of the world.....	-	-	-	-	-	-	-	-	-	-
Shares and other equity, issued by	1,424,441	1,294,691	1,318,808	1,413,955	1,399,865	-	-	-	-	-
residents.....	1,315,741	1,186,002	1,206,818	1,298,226	1,280,557	-	-	-	-	-
of which: listed shares.....	61,001	56,535	63,554	68,689	69,783	-	-	-	-	-
rest of the world.....	108,699	108,689	111,989	115,729	119,307	-	-	-	-	-
Mutual fund shares, issued by	678,945	662,585	670,458	681,177	695,908	-	-	-	-	-
residents.....	203,531	195,788	198,279	203,965	210,325	-	-	-	-	-
rest of the world.....	475,414	466,798	472,179	477,212	485,584	-	-	-	-	-
Insurance, pension and standardised guarantee schemes	1,097,538	1,069,782	1,064,999	1,082,549	1,083,062	39,281	39,398	39,515	39,639	39,764
net equity of households.....	1,070,537	1,043,521	1,039,175	1,055,811	1,056,459	39,281	39,398	39,515	39,639	39,764
other provisions.....	27,000	26,261	25,824	26,738	26,603	-	-	-	-	-
Other accounts receivable/payable	159,843	169,389	177,923	170,003	165,490	183,603	178,541	194,749	184,190	190,574
trade credits.....	112,885	112,770	117,604	109,841	117,580	103,491	103,776	113,627	105,860	108,584
other.....	46,958	56,620	60,319	60,162	47,911	80,112	74,765	81,122	78,330	81,990
Total	5,228,250	5,068,174	5,136,237	5,264,882	5,288,989	1,011,714	1,011,390	1,031,085	1,017,205	1,021,840

Households and non-profit institutions serving households

(flows in millions of euros)

Financial instruments	ASSETS					LIABILITIES				
	2022-Q2	2022-Q3	2022-Q4	2023-Q1	2023-Q2	2022-Q2	2022-Q3	2022-Q4	2023-Q1	2023-Q2
Monetary gold and SDRs	-	-	-	-	-	-	-	-	-	-
Currency and transferable deposits, with	3,725	5,128	4,619	-39,314	-29,236	-	-	-	-	-
MFIs	4,191	4,384	2,504	-38,296	-28,588	-	-	-	-	-
other residents	-466	744	2,116	-1,017	-708	-	-	-	-	-
rest of the world	60	-	-	-	-	-
Other deposits, with	-5,787	-1,715	-1,635	6,894	4,941	-	-	-	-	-
MFIs	-4,958	-943	185	10,009	5,926	-	-	-	-	-
other residents	-829	-772	-1,820	-3,115	-985	-	-	-	-	-
rest of the world	-	-	-	-	-
Short-term securities, issued by	-33	526	4,646	8,786	7,519	-	-	-	-	-
general government	-9	421	4,469	8,536	6,853	-	-	-	-	-
other residents	1	1	..	1	-1	-	-	-	-	-
rest of the world	-25	104	178	250	667	-	-	-	-	-
Bonds, issued by	17,239	9,949	25,458	33,501	41,789	-	-	-	-	-
MFIs	176	-758	2,143	2,475	5,089	-	-	-	-	-
central government: CCTs	-540	99	-246	655	654	-	-	-	-	-
central government: other	15,977	8,807	21,296	25,905	28,035	-	-	-	-	-
local government	-	-	-	-	-
other residents	-250	431	-1,708	970	3,269	-	-	-	-	-
rest of the world	1,876	1,370	3,972	3,497	4,742	-	-	-	-	-
Derivates and employee stock options ..	-63	-63	-63	12	12
Short-term loans, of	-29	-14	..	140	121	1,178	708	1,013	-1,548	-1,540
MFIs	-	-	-	-	-	1,181	770	714	-1,166	-1,551
other financial corporations	-	-	-	-	-	-4	-62	299	-381	12
general government	-	-	-	-	-	-	-	-	-	-
other residents	-29	-14	..	140	121	-	-	-	-	-
rest of the world	-	-	-	-	-	-	-	-	-	-
Medium and long-term loans, of	-	-	-	-	-	10,362	4,711	3,822	-1,192	-334
MFIs	-	-	-	-	-	6,761	3,928	1,695	-1,637	-1,362
other financial corporations	-	-	-	-	-	3,668	806	2,138	403	966
general government	-	-	-	-	-	-67	-23	-11	42	62
other residents	-	-	-	-	-	-	-	-	-	-
rest of the world	-	-	-	-	-	-	-	-	-	-
Shares and other equity, issued by	5,076	-21,933	-8,923	-12,802	-10,224	-	-	-	-	-
residents	2,371	-21,734	-8,171	-12,124	-11,090	-	-	-	-	-
of which: listed shares	1,534	1,128	-1,577	-910	-776	-	-	-	-	-
rest of the world	2,706	-199	-752	-678	866	-	-	-	-	-
Mutual fund shares, issued by	466	-6,150	3,469	-6,222	483	-	-	-	-	-
residents	-1,690	-5,444	2,069	-2,983	3,111	-	-	-	-	-
rest of the world	2,156	-706	1,399	-3,239	-2,628	-	-	-	-	-
Insurance, pension and standardised guarantee schemes	4,123	1,791	1,262	-3,512	-7,526	116	117	117	124	125
net equity of households	4,252	2,250	1,402	-4,450	-7,312	116	117	117	124	125
other provisions	-129	-459	-140	938	-214	-	-	-	-	-
Other accounts receivable/payable	8,995	9,483	8,668	-7,919	-4,513	11,410	-5,062	16,208	-10,559	6,384
trade credits	6,678	-115	4,834	-7,762	7,738	6,930	285	9,851	-7,767	2,724
other	2,317	9,598	3,834	-157	-12,251	4,479	-5,347	6,357	-2,792	3,660
Total	33,713	-2,997	37,503	-20,435	3,367	23,065	474	21,160	-13,174	4,635

Rest of the world

(stocks in millions of euros)

Financial instruments	ASSETS					LIABILITIES				
	2022-Q2	2022-Q3	2022-Q4	2023-Q1	2023-Q2	2022-Q2	2022-Q3	2022-Q4	2023-Q1	2023-Q2
Monetary gold and SDRs.....	26,870	27,599	26,311	26,002	25,730	163,358	161,910	161,074	170,157	164,986
Currency and transferable deposits, with	716,300	797,478	752,446	758,826	676,858	209,483	219,884	214,502	207,893	202,716
MFIs	712,595	793,003	748,063	754,298	672,759	-	-	-	-	-
other residents	3,705	4,475	4,382	4,528	4,099	-	-	-	-	-
rest of the world	-	-	-	-	-	209,483	219,884	214,502	207,893	202,716
Other deposits, with	241,566	254,356	253,551	274,288	324,393	81,669	76,817	76,843	72,272	76,717
MFIs	241,566	254,356	253,551	274,288	324,393	-	-	-	-	-
other residents	-	-	-	-	-	-	-	-	-	-
rest of the world	-	-	-	-	-	81,669	76,817	76,843	72,272	76,717
Short-term securities, issued by.....	95,442	87,807	81,221	68,564	68,623	21,859	24,679	29,014	35,827	36,993
general government.....	90,901	85,124	78,608	66,335	65,133	-	-	-	-	-
other residents	4,541	2,683	2,613	2,229	3,490	-	-	-	-	-
rest of the world	-	-	-	-	-	21,859	24,679	29,014	35,827	36,993
Bonds, issued by.....	859,897	811,174	806,795	833,757	882,817	653,140	639,805	645,896	677,436	702,094
MFIs	115,644	111,159	112,387	112,516	119,115	-	-	-	-	-
central government: CCTs	17,553	18,585	14,973	15,776	17,853	-	-	-	-	-
central government: other	544,511	500,086	490,788	509,829	542,825	-	-	-	-	-
local government.....	8,199	7,761	7,644	7,684	7,358	-	-	-	-	-
other residents	173,989	173,583	181,003	187,952	195,667	-	-	-	-	-
rest of the world	-	-	-	-	-	653,140	639,805	645,896	677,436	702,094
Derivates and employee stock options..	125,256	144,084	129,946	123,541	121,850	132,309	164,654	153,322	143,585	142,184
Short-term loans, of	153,984	147,556	164,183	170,560	172,611	74,488	76,023	69,179	75,585	82,878
MFIs	-	-	-	-	-	58,064	59,414	52,426	60,034	64,309
other financial corporations.....	-	-	-	-	-	5,299	4,548	3,790	3,634	5,753
general government.....	-	-	-	-	-
other residents	-	-	-	-	-	11,125	12,060	12,964	11,916	12,817
rest of the world	153,984	147,556	164,183	170,560	172,611	-	-	-	-	-
Medium and long-term loans, of	242,406	234,352	250,244	252,262	256,885	154,438	157,566	154,866	152,534	154,518
MFIs	-	-	-	-	-	74,676	77,880	75,991	74,704	74,605
other financial corporations.....	-	-	-	-	-	14,229	12,440	13,094	12,225	13,586
general government.....	-	-	-	-	-	47,616	47,656	46,975	46,723	46,750
other residents	-	-	-	-	-	17,917	19,591	18,806	18,882	19,578
rest of the world	242,406	234,352	250,244	252,262	256,885	-	-	-	-	-
Shares and other equity, issued by	584,736	575,684	602,662	635,196	646,597	722,778	738,348	750,474	768,936	782,016
residents	584,736	575,684	602,662	635,196	646,597	-	-	-	-	-
of which: listed shares.....	217,299	200,902	222,206	249,393	259,850	-	-	-	-	-
rest of the world	-	-	-	-	-	722,778	738,348	750,474	768,936	782,016
Mutual fund shares, issued by.....	39,476	40,437	41,403	42,006	42,538	881,494	863,006	867,502	881,946	891,184
residents	39,476	40,437	41,403	42,006	42,538	-	-	-	-	-
rest of the world	-	-	-	-	-	881,494	863,006	867,502	881,946	891,184
Insurance, pension and standardised										
guarantee schemes	3,307	3,396	3,546	3,503	4,688	42,344	42,722	42,482	41,961	42,425
net equity of households.....	1,653	1,698	1,773	1,752	2,344	37,803	37,620	37,398	37,312	37,226
other provisions.....	1,653	1,698	1,773	1,752	2,344	4,542	5,102	5,084	4,650	5,199
Other accounts receivable/payable.....	157,947	170,799	168,031	160,122	156,143	166,230	194,733	160,200	158,538	160,138
trade credits	117,019	129,497	122,869	119,803	118,594	128,928	136,948	123,572	122,038	120,842
other.....	40,929	41,302	45,163	40,318	37,549	37,302	57,785	36,628	36,499	39,296
Total	3,247,188	3,294,721	3,280,339	3,348,627	3,379,732	3,303,592	3,360,149	3,325,355	3,386,670	3,438,850

Rest of the world

(flows in millions of euros)

Financial instruments	ASSETS					LIABILITIES				
	2022-Q2	2022-Q3	2022-Q4	2023-Q1	2023-Q2	2022-Q2	2022-Q3	2022-Q4	2023-Q1	2023-Q2
Monetary gold and SDRs	62	430	447	347	434
Currency and transferable deposits, with	38,134	81,175	-45,032	6,379	-81,968	2,166	7,797	-4,446	-2,173	-5,283
MFIs	35,265	80,405	-44,940	6,233	-81,539	-	-	-	-	-
other residents	2,869	770	-93	145	-429	-	-	-	-	-
rest of the world	-	-	-	-	-	2,166	7,797	-4,446	-2,173	-5,283
Other deposits, with	-13,224	9,757	3,508	18,892	50,197	-3,254	-4,787	1,089	-5,035	4,460
MFIs	-13,224	9,757	3,508	18,892	50,197	-	-	-	-	-
other residents	-	-	-	-	-	-	-	-	-	-
rest of the world	-	-	-	-	-	-3,254	-4,787	1,089	-5,035	4,460
Short-term securities, issued by	3,049	-7,374	-6,100	-12,733	88	1,524	2,571	4,712	7,020	1,123
general government	1,742	-5,516	-6,033	-12,354	-1,183	-	-	-	-	-
other residents	1,307	-1,858	-67	-380	1,271	-	-	-	-	-
rest of the world	-	-	-	-	-	1,524	2,571	4,712	7,020	1,123
Bonds, issued by	-36,055	-15,027	1,013	15,720	48,169	12,809	5,503	18,203	25,811	26,889
MFIs	-3,875	-1,332	2,091	2,495	5,919	-	-	-	-	-
central government: CCTs	-1,884	1,140	-3,538	769	2,059	-	-	-	-	-
central government: other	-30,138	-16,333	-2,899	7,207	33,523	-	-	-	-	-
local government.....	-172	-225	-84	-56	-415	-	-	-	-	-
other residents	14	1,724	5,443	5,304	7,082	-	-	-	-	-
rest of the world	-	-	-	-	-	12,809	5,503	18,203	25,811	26,889
Derivates and employee stock options ..	-2,791	-8,436	-5,513	482	-41
Short-term loans, of	18,511	-6,452	12,076	11,106	-1,129	-3,193	1,869	-5,878	7,752	4,440
MFIs	-	-	-	-	-	-3,522	1,163	-6,610	7,719	4,358
other financial corporations	-	-	-	-	-	20	21	20	-1	1
general government	-	-	-	-	-
other residents	-	-	-	-	-	308	685	711	34	80
rest of the world	18,511	-6,452	12,076	11,106	-1,129	-	-	-	-	-
Medium and long-term loans, of	8,300	-7,688	17,289	1,038	3,826	338	1,556	1,760	-2,330	1,163
MFIs	-	-	-	-	-	-1,244	1,898	212	-895	-113
other financial corporations	-	-	-	-	-	1,230	-1,468	1,281	-1,239	1,026
general government	-	-	-	-	-	-124	40	-685	-252	27
other residents	-	-	-	-	-	476	1,085	952	57	223
rest of the world	8,300	-7,688	17,289	1,038	3,826	-	-	-	-	-
Shares and other equity, issued by	-116	137	-2,329	6,885	3,879	8,512	10,184	7,084	6,048	5,042
residents	-116	137	-2,329	6,885	3,879	-	-	-	-	-
of which: listed shares.....	-4,678	-3,686	-8,869	1,866	1,012	-	-	-	-	-
rest of the world	-	-	-	-	-	8,512	10,184	7,084	6,048	5,042
Mutual fund shares, issued by	1,785	1,018	990	540	541	1,453	-3,022	-2,918	-2,699	-8,171
residents	1,785	1,018	990	540	541	-	-	-	-	-
rest of the world	-	-	-	-	-	1,453	-3,022	-2,918	-2,699	-8,171
Insurance, pension and standardised guarantee schemes	-80	63	177	-34	1,185	129	276	-310	-601	373
net equity of households	-40	32	89	-17	592	-68	-280	-298	-168	-176
other provisions.....	-40	32	89	-17	592	197	556	-12	-433	549
Other accounts receivable/payable	17,875	12,111	-1,361	-7,912	-3,937	11,911	27,588	-32,507	-1,617	1,607
trade credits	7,821	11,862	-5,345	-3,071	-1,206	10,821	7,484	-11,939	-1,526	-1,198
other.....	10,054	249	3,985	-4,841	-2,731	1,089	20,104	-20,568	-91	2,805
Total	35,388	59,284	-25,282	40,363	20,808	32,457	49,963	-12,763	32,520	32,076

Total financial instruments*(stocks in millions of euros)*

Financial instruments	2021-Q3	2021-Q4	2022-Q1	2022-Q2	2022-Q3	2022-Q4	2023-Q1	2023-Q2
Monetary gold and SDRs.....	167,854	178,189	188,807	190,228	189,508	187,385	196,159	190,716
Currency and transferable deposits, with	3,303,747	3,384,079	3,414,496	3,424,655	3,442,600	3,311,197	3,170,494	2,995,247
MFIs.....	2,860,917	2,945,054	2,952,012	2,954,775	2,964,978	2,845,627	2,723,629	2,557,170
other residents.....	242,201	245,443	257,314	260,397	257,738	251,067	238,972	235,361
rest of the world.....	200,629	193,581	205,170	209,483	219,884	214,502	207,893	202,716
Other deposits, with.....	1,595,502	1,595,436	1,629,455	1,577,130	1,573,716	1,522,830	1,533,174	1,446,991
MFIs.....	1,450,879	1,455,796	1,487,130	1,438,138	1,440,288	1,391,165	1,409,164	1,319,491
other residents.....	62,451	60,442	58,078	57,323	56,611	54,822	51,739	50,784
rest of the world.....	82,173	79,198	84,248	81,669	76,817	76,843	72,272	76,717
Short-term securities, issued by.....	149,722	142,081	135,805	136,512	136,135	141,662	148,517	159,116
general government.....	124,403	113,808	112,399	110,074	108,730	109,989	110,373	118,547
other residents.....	3,089	3,545	3,263	4,579	2,726	2,659	2,317	3,576
rest of the world.....	22,230	24,728	20,142	21,859	24,679	29,014	35,827	36,993
Bonds, issued by.....	3,819,005	3,802,909	3,740,060	3,534,310	3,371,115	3,412,783	3,537,481	3,639,784
MFIs.....	280,784	277,647	260,625	250,538	247,966	253,053	258,956	272,915
central government: CCTs.....	142,386	147,516	155,330	142,899	145,067	134,083	142,302	148,988
central government: other.....	2,299,931	2,249,901	2,221,064	2,081,067	1,936,680	1,954,942	2,028,546	2,082,252
local government.....	11,683	11,388	11,291	10,926	10,535	10,215	10,130	9,519
other residents.....	406,744	424,858	408,128	395,740	391,061	414,595	420,110	424,016
rest of the world.....	677,477	691,599	683,622	653,140	639,805	645,896	677,436	702,094
Derivates and employee stock options..	243,747	295,741	316,192	304,040	366,290	335,887	316,721	312,709
Short-term loans, of.....	526,441	548,000	596,667	621,468	605,726	608,932	624,598	639,344
MFIs.....	336,126	345,983	371,307	378,309	372,664	354,973	369,628	378,545
other financial corporations.....	32,078	36,938	35,269	36,690	32,389	36,045	31,550	34,270
general government.....
other residents.....	52,678	53,856	53,318	52,486	53,117	53,731	52,860	53,919
rest of the world.....	105,559	111,223	136,773	153,984	147,556	164,183	170,560	172,611
Medium and long-term loans, of.....	2,226,866	2,234,146	2,216,579	2,227,821	2,232,804	2,253,294	2,237,540	2,223,154
MFIs.....	1,469,700	1,470,393	1,462,829	1,459,092	1,474,167	1,469,545	1,457,547	1,434,617
other financial corporations.....	323,279	332,374	327,509	335,761	333,278	342,442	337,167	339,218
general government.....	150,205	148,574	145,116	143,827	143,741	145,455	145,072	145,613
other residents.....	49,470	45,345	47,239	46,734	47,266	45,609	45,492	46,820
rest of the world.....	234,212	237,462	233,887	242,406	234,352	250,244	252,262	256,885
Shares and other equity, issued by.....	3,568,357	3,750,742	3,706,436	3,584,216	3,423,031	3,558,235	3,731,788	3,758,937
residents.....	2,844,416	3,017,085	2,970,569	2,861,437	2,684,683	2,807,760	2,962,853	2,976,920
of which: listed shares.....	588,846	622,859	570,769	494,339	455,319	509,973	561,893	577,318
rest of the world.....	723,941	733,657	735,867	722,778	738,348	750,474	768,936	782,016
Mutual fund shares, issued by.....	1,322,480	1,370,388	1,317,209	1,237,665	1,211,603	1,225,953	1,246,552	1,265,680
residents.....	361,902	377,630	366,578	356,171	348,597	358,451	364,605	374,495
rest of the world.....	960,578	992,759	950,631	881,494	863,006	867,502	881,946	891,184
Insurance, pension and standardised guarantee schemes.....	1,257,470	1,269,625	1,224,105	1,156,701	1,129,527	1,124,988	1,142,853	1,145,448
net equity of households.....	1,174,213	1,184,067	1,139,934	1,072,191	1,045,219	1,040,948	1,057,563	1,058,803
other provisions.....	83,257	85,558	84,172	84,511	84,308	84,040	85,290	86,645
Other accounts receivable/payable.....	1,090,011	1,148,188	1,147,616	1,179,483	1,232,269	1,239,325	1,210,986	1,195,010
trade credits.....	811,963	851,424	857,082	870,286	868,717	858,348	846,458	845,671
other.....	278,047	296,764	290,534	309,197	363,552	380,978	364,528	349,340
Total.....	19,271,202	19,719,524	19,633,428	19,174,229	18,914,324	18,922,471	19,096,863	18,972,135

Total financial instruments*(flows in millions of euros)*

Financial instruments	2021-Q3	2021-Q4	2022-Q1	2022-Q2	2022-Q3	2022-Q4	2023-Q1	2023-Q2
Monetary gold and SDRs.....	35,307	141	17	62	430	447	347	434
Currency and transferable deposits, with	37,515	83,338	30,181	7,967	15,295	-130,765	-136,261	-175,370
MFIs.....	34,750	83,007	6,946	2,718	10,157	-119,649	-121,993	-166,476
other residents.....	-1,078	3,242	11,870	3,083	-2,659	-6,671	-12,095	-3,611
rest of the world.....	3,843	-2,912	11,365	2,166	7,797	-4,446	-2,173	-5,283
Other deposits, with.....	4,619	-876	32,966	-55,554	-6,401	-42,320	9,029	-87,588
MFIs.....	2,112	4,030	30,362	-51,545	-902	-41,620	17,148	-91,093
other residents.....	-694	-2,008	-2,364	-755	-712	-1,789	-3,083	-955
rest of the world.....	3,201	-2,898	4,969	-3,254	-4,787	1,089	-5,035	4,460
Short-term securities, issued by.....	-1,731	-7,991	-6,528	802	112	6,419	7,763	11,527
general government.....	897	-10,737	-1,516	-2,036	-605	1,769	1,082	9,137
other residents.....	239	458	-353	1,314	-1,853	-62	-338	1,267
rest of the world.....	-2,867	2,288	-4,660	1,524	2,571	4,712	7,020	1,123
Bonds, issued by.....	197	28,761	83,565	12,017	-19,639	72,137	77,681	94,377
MFIs.....	1,109	-2,865	-11,341	-4,280	168	5,331	5,792	11,053
central government: CCTs.....	9,321	5,644	7,590	-11,048	3,132	-11,844	6,957	6,423
central government: other.....	-14,262	-11,931	63,218	13,920	-26,911	38,890	35,364	47,339
local government.....	-171	-295	-98	-365	-391	-320	-90	-610
other residents.....	-1,889	20,462	-4,848	981	-1,139	21,877	3,848	3,284
rest of the world.....	6,089	17,746	29,044	12,809	5,503	18,203	25,811	26,889
Derivates and employee stock options..	323	4	62	791	1,129	1,952	-134	-46
Short-term loans, of.....	11,210	15,298	52,304	33,570	-13,944	1,760	22,757	8,357
MFIs.....	237	7,622	23,762	12,998	-4,345	-15,173	15,463	8,646
other financial corporations.....	-782	5,971	-677	2,072	-3,528	4,435	-4,023	602
general government.....
other residents.....	284	-50	118	-11	381	422	211	238
rest of the world.....	11,471	1,754	29,102	18,511	-6,452	12,076	11,106	-1,129
Medium and long-term loans, of.....	21,521	11,815	-20,041	18,297	2,864	31,962	-15,982	-15,139
MFIs.....	2,917	516	-10,151	-478	12,919	1,953	-12,465	-21,847
other financial corporations.....	1,011	11,040	-2,217	12,850	-2,223	10,931	-4,036	1,486
general government.....	608	-1,947	-3,457	-1,289	-86	1,709	-383	541
other residents.....	-143	-2,052	-579	-1,087	-58	79	-136	855
rest of the world.....	17,128	4,258	-3,636	8,300	-7,688	17,289	1,038	3,826
Shares and other equity, issued by.....	42,894	25,436	14,784	1,906	-15,333	-18,881	31,602	17,489
residents.....	13,277	30,018	2,084	-6,607	-25,517	-25,965	25,554	12,446
of which: listed shares.....	960	1,217	1,066	-887	-648	-65	35	-3,581
rest of the world.....	29,617	-4,582	12,700	8,512	10,184	7,084	6,048	5,042
Mutual fund shares, issued by.....	21,782	24,182	8,204	7,288	-3,509	2,799	-1,698	-992
residents.....	2,179	12,125	673	5,835	-487	5,717	1,002	7,179
rest of the world.....	19,603	12,057	7,531	1,453	-3,022	-2,918	-2,699	-8,171
Insurance, pension and standardised guarantee schemes.....	9,149	8,369	4,559	4,589	2,124	1,364	-3,162	-5,511
net equity of households.....	6,567	6,032	5,909	4,212	2,282	1,491	-4,467	-6,720
other provisions.....	2,582	2,336	-1,350	377	-158	-127	1,305	1,209
Other accounts receivable/payable.....	56,189	58,057	-1,503	29,834	51,131	10,489	-28,298	-15,927
trade credits.....	32,192	39,376	4,967	11,705	-2,721	-7,650	-11,889	-785
other.....	23,997	18,680	-6,470	18,129	53,851	18,139	-16,409	-15,142
Total.....	238,975	246,535	198,572	61,570	14,259	-62,637	-36,356	-168,389

'Statistics' series publications are available on the Bank of Italy's site:

<http://www.bancaditalia.it/statistiche/>

Requests for clarifications concerning data contained in this publication can be sent by e-mail to statistiche@bancaditalia.it

Publication not subject to registration pursuant to Article 3 bis of Law 103/2012