

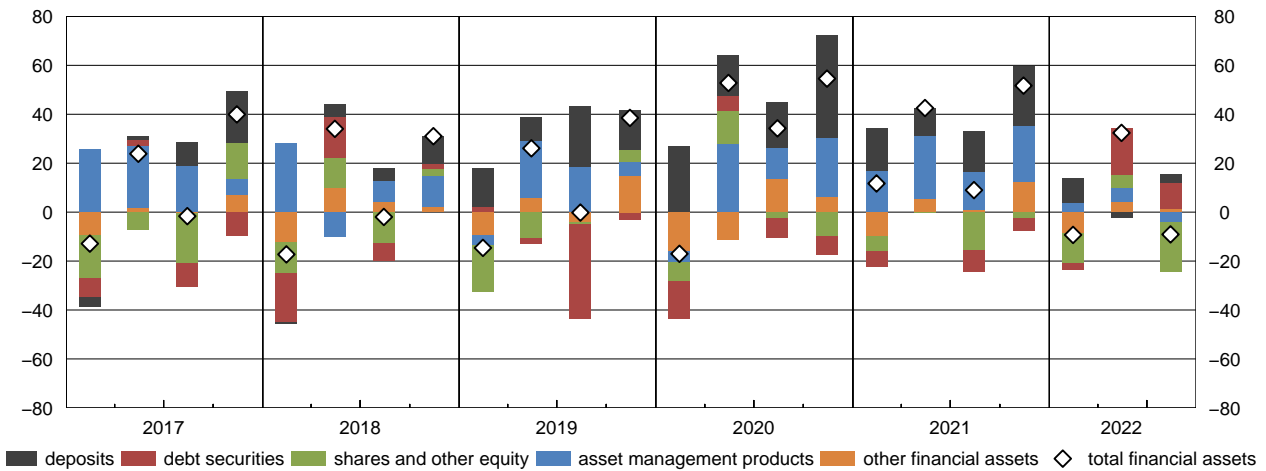
Financial Accounts

16 January 2023

For further information: statistiche@bancaditalia.it
www.bancaditalia.it/statistiche/index.html

Figure 1

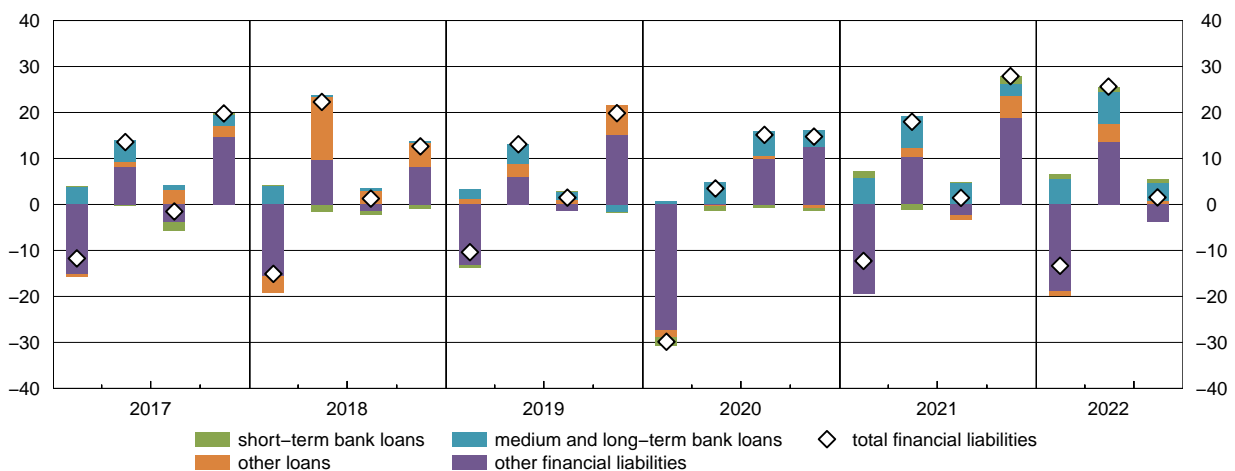
Households' financial assets (flows, billions of euros)



In the third quarter of 2022 there were net sales of financial assets by Italian households, amounting to 9.1 billion of euros. The purchase of debt securities (10.7 billion) was more than offset by the sale of shares and other equity (-20.3 billion) and of asset management products (-4 billion). After the reduction observed in the last quarter, deposits increased (3.4 billion) at a slower pace than in the last three years.

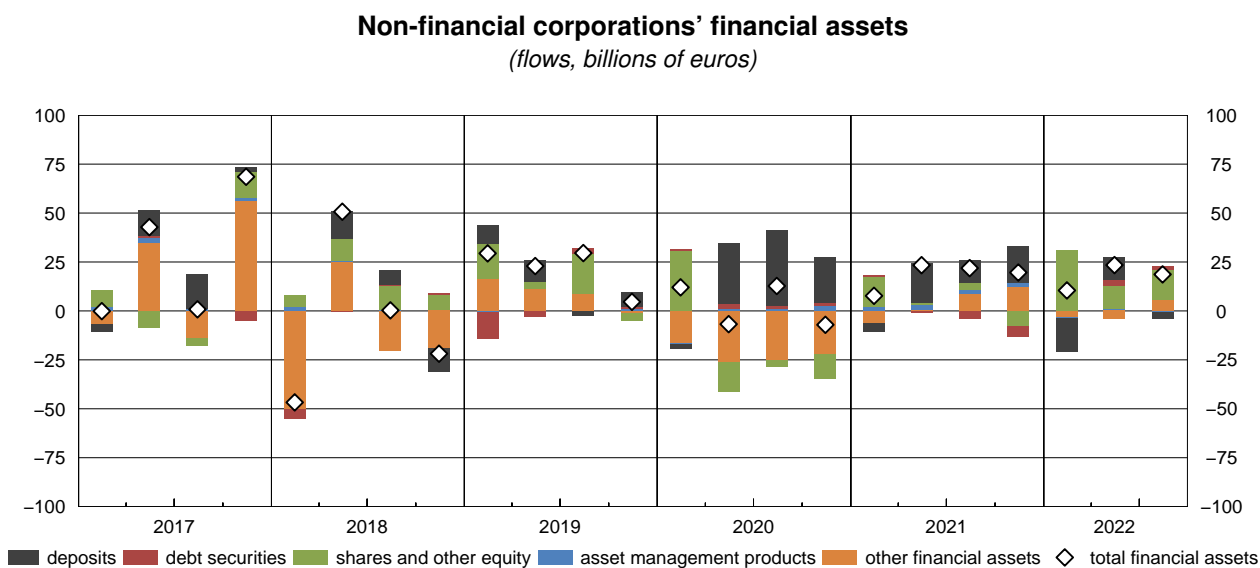
Figure 2

Households' financial liabilities (flows, billions of euros)



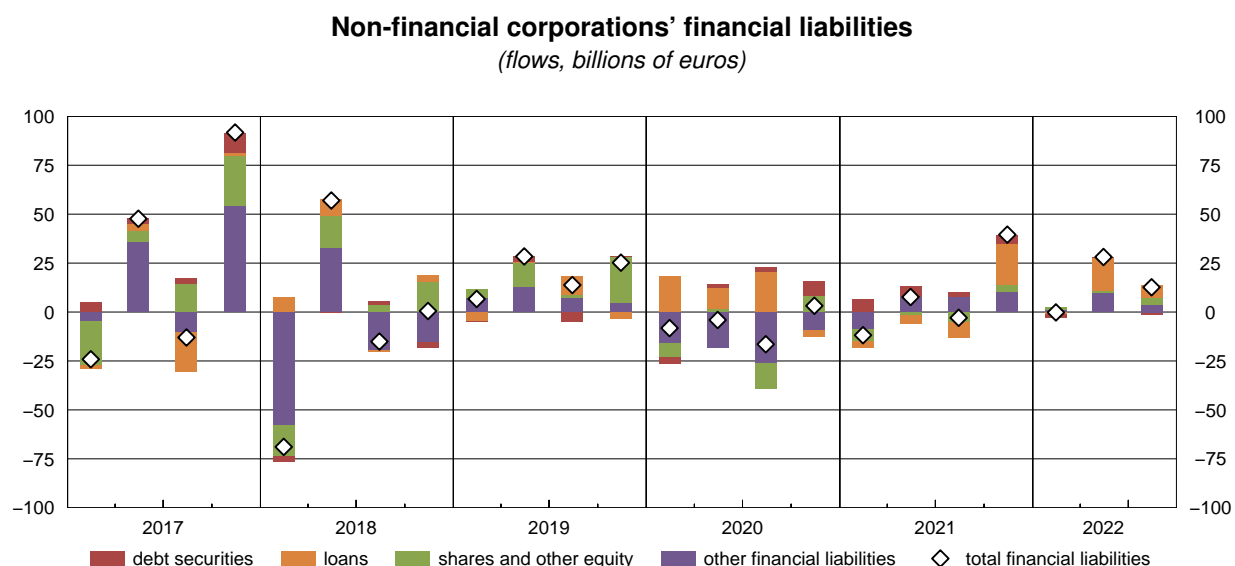
In the third quarter of 2022 the Italian households' incurrence of financial liabilities was 1.5 billion. The increase of bank loans (4.7 billion) was partially counterbalanced by the reduction of other financial liabilities (-3.9 billion).

Figure 3



In the third quarter of 2022 the acquisition of financial assets by Italian firms amounted to 18.7 billion of euros. The purchases of shares and other equity (15 billion), of debt securities (2.3 billion) and of other financial assets (5.5 billion) have more than counterbalanced the decrease of deposits (-3.6 billion) and the sales of asset management products (-0.5 billion).

Figure 4



In the third quarter of 2022 firms' incurrence of financial liabilities was 12.6 billion, driven by the increase of loans (7.1 billion).

Notice to Readers

With the publication of the Financial accounts on the second quarter of 2020, the time series on stocks and on transaction flows of “bonds issued by MFIs” on the asset and liability side of Monetary financial institutions no longer include the repurchased securities of own issue. Revisions start from the last quarter of 2017 and cause a decrease in the corresponding time series of stocks by approximately euro 147 billion at the end of 2017. The statistical treatment of such item has been updated due to the analogous revision in the banking statistics domain (see Methods and sources: [Methodological notes of Banks and money: national data](#)).

Starting from 4 June 2021 issue, financial accounts data will adopt a new subdivision of foreign statistics by institutional sectors. The new methodology, already adopted for the Balance of Payments and International Investment Position, exploits more detailed data on the ownership of both Pension funds and Insurance companies. The related revisions mainly affect the allocation of mutual fund shares investment, whose foreign component is not observable and depends on estimates assumptions. Compared to the previous issues, the main revisions are related to the Households and NPISH sector, which from now on holds a significantly larger amount of foreign mutual fund shares, as well as the Other financial intermediaries sector, whose amount will be, on the opposite, smaller. Further significant revisions involve the Insurance company, Pension funds, and Financial auxiliary sectors.

Following the dissemination of financial accounts statistics on the first quarter of 2022, the time series on stocks and flows of the Financial auxiliaries and of the Other financial intermediaries except non-MMF investment funds sectors display some revisions, due to the reclassification of some institutional units between the two sectors. The reclassification follows the changes reported in the Bank of Italy circular No. 140, containing instructions related to the classification of institutional units.

The methodology and the main statistical sources used to produce financial accounts statistics are described in the publication “I Conti Finanziari dell’Italia”, that can be consulted at this [link](#).

General information

- I Unless indicated otherwise, figures have been computed by the Bank of Italy.
- II Symbols and Conventions:
 - the phenomenon does not occur;
 - the phenomenon occurs but its value is not known;
 - .. the value is known but is nil or less than half the final digit shown.

Figures in parentheses in roman type () are provisional. Those in parentheses in italics () are estimated.
- III The tables are identified both by a number and by an alphanumeric code that defines the content of the table in the electronic database holding the information to be released to the public. A similar code identifies the different aggregates shown in each table.

Contents

Data access in BDS:

Table 1	- Italy's financial assets and liabilities in 2020 (stocks)	TFAA0000
Table 2	- Italy's financial assets and liabilities in 2020 (flows)	TFAA0000
Table 3	- Italy's financial assets and liabilities in 2021 (stocks)	TFAA0000
Table 4	- Italy's financial assets and liabilities in 2021 (flows)	TFAA0000
Table 5	- Non-financial corporations (stocks)	TFAT0001
Table 6	- Non-financial corporations (flows)	TFAT0001
Table 7	- Central Bank (stocks)	TFAT0002
Table 8	- Central Bank (flows)	TFAT0002
Table 9	- Monetary financial institutions except Central Bank (stocks)	TFAT0003
Table 10	- Monetary financial institutions except Central Bank (flows)	TFAT0003
Table 11	- Other financial intermediaries except non-MMF investment funds (stocks)	TFAT0004
Table 12	- Other financial intermediaries except non-MMF investment funds (flows)	TFAT0004
Table 13	- Non-MMF investment funds (stocks)	TFAT0005
Table 14	- Non-MMF investment funds (flows)	TFAT0005
Table 15	- Financial auxiliaries (stocks)	TFAT0006
Table 16	- Financial auxiliaries (flows)	TFAT0006
Table 17	- Insurance corporations (stocks)	TFAT0007
Table 18	- Insurance corporations (flows)	TFAT0007
Table 19	- Pension funds (stocks)	TFAT0008
Table 20	- Pension funds (flows)	TFAT0008
Table 21	- Central government (stocks)	TFAT0009
Table 22	- Central government (flows)	TFAT0009
Table 23	- Local government (stocks)	TFAT0010
Table 24	- Local government (flows)	TFAT0010
Table 25	- Social security funds (stocks)	TFAT0011
Table 26	- Social security funds (flows)	TFAT0011
Table 27	- Households and non-profit institutions serving households (stocks)	TFAT0012
Table 28	- Households and non-profit institutions serving households (flows)	TFAT0012
Table 29	- Rest of the world (stocks)	TFAT0013
Table 30	- Rest of the world (flows)	TFAT0013
Table 31	- Total financial instruments (stocks)	TFAT0014
Table 32	- Total financial instruments (flows)	TFAT0014

Financial accounts

Table 1
Access to data:
[TFAA0000](#)

Italy's financial assets and liabilities in 2020

(stocks in millions of euros)

Financial instruments	Institutional sectors									
	Non-financial corporations		Financial corporations							
			Monetary financial institutions		Other financial intermediaries		Financial auxiliaries		Insurance corporations and pension funds	
	Assets	Liabilities	Assets	Liabilities	Assets	Liabilities	Assets	Liabilities	Assets	Liabilities
Monetary gold and SDRs	-	-	128,560	7,751	-	-	-	-	-	-
Currency and transferable deposits, with	449,724	61,035	670,578	2,596,181	83,145	-	19,924	-	20,106	-
MFIs	402,518	-	380,536	2,596,181	77,712	-	19,778	-	18,969	-
other residents	10,674	61,035	162,592	-	1,554	-	-	-	612	-
rest of the world	36,532	-	127,451	-	3,879	-	146	-	525	-
Other deposits, with	28,787	-	588,896	1,404,523	227,104	..	917	-	501	-
MFIs	17,456	-	524,596	1,404,523	227,104	-	917	-	487	-
other residents	-	4,831	-	-	..	-	-	-	-
rest of the world	11,331	-	59,470	-	..	-	..	-	15	-
Short-term securities, issued by	1,647	2,600	34,862	..	13,532	27	6,390	-	11,735	200
general government	1,390	-	17,909	-	12,851	-	5,123	-	6,235	-
other residents	2,600	29	27	..	-	..	200
rest of the world	257	-	16,953	-	651	-	1,267	-	5,500	-
Bonds, issued by	64,397	149,550	1,491,190	278,538	130,573	228,002	63,140	5,211	670,584	16,714
MFIs	2,761	-	79,541	278,538	10,229	-	1,721	-	16,811	-
central government: CCTs	191	-	95,569	-	895	-	601	-	11,097	-
central government: other	46,140	-	943,109	-	32,347	-	55,011	-	339,300	-
local government.....	11	-	3,829	-	..	-	..	-	517	-
other residents	2,009	149,550	173,887	-	21,820	228,002	553	5,211	16,517	16,714
rest of the world	13,285	-	195,254	-	65,281	-	5,255	-	286,343	-
Derivates and employee stock options..	15,143	15,558	152,143	183,111	3,250	1,697	700	663	1,120	866
Short-term loans, of	37,729	230,728	356,526	..	34,552	149,179	..	6,338	19	1,928
MFIs	-	151,953	356,526	..	-	98,404	-	6,266	-	817
other financial corporations	-	19,549	-	..	34,552	-	..	-	19	..
general government.....	-	-	-	-	-	-	-	-	-	-
other residents	37,729	36,068	-	-	-	-	-	-	-	-
rest of the world	-	23,158	-	..	-	50,775	-	71	-	1,111
Medium and long-term loans, of	45,279	893,311	1,442,670	67,635	318,147	116,004	..	7,850	2,249	10,724
MFIs	-	516,027	1,442,670	61,671	-	82,242	-	7,656	-	3,572
other financial corporations.....	-	191,405	-	27	318,147	6,115	..	149	2,249	16
general government.....	-	56,040	-	5,937	-	..	-	..	-	366
other residents	45,279	26,956	-	-	-	-	-	-	-	-
rest of the world	-	102,882	-	..	-	27,647	-	45	-	6,770
Shares and other equity, issued by	715,714	1,979,171	173,669	161,599	288,391	227,531	40,119	34,640	127,989	124,924
residents	382,932	1,979,171	96,920	161,599	230,470	227,531	31,157	34,640	60,822	124,924
of which: listed shares.....	101,604	371,169	30,520	97,719	36,039	10,832	14,834	8,746	5,469	29,505
rest of the world	332,782	-	76,748	-	57,922	-	8,962	-	67,167	-
Mutual fund shares, issued by	29,364	-	26,575	1,877	69,641	343,731	53,855	-	291,906	-
residents	8,572	-	21,784	1,877	2,358	343,731	19,402	-	37,508	-
rest of the world	20,792	-	4,791	-	67,283	-	34,453	-	254,399	-
Insurance, pension and standardised guarantee schemes	15,945	110,995	23,417	11,375	-	-	-	-	3,496	1,006,698
net equity of households	-	110,995	-	11,375	-	-	-	-	-	955,264
other provisions.....	15,945	-	23,417	-	-	-	-	-	3,496	51,434
Other accounts receivable/payable	508,548	478,226	12,860	2,849	4,894	1,860	52	16	3,701	6,761
trade credits	473,460	421,704	229	292	-	-	-	-	1,073	4,057
other.....	35,088	56,522	12,631	2,558	4,894	1,860	52	16	2,627	2,704
Total	1,912,275	3,921,172	5,101,947	4,715,439	1,173,229	1,068,031	185,096	54,718	1,133,406	1,168,815

(follow)

Financial accounts

(follow) **Table 1**

[Access to data:](#)

[TFAA0000](#)

Italy's financial assets and liabilities in 2020

(stocks in millions of euros)

Financial instruments	Institutional sectors											
	General government						Households and non-profit institutions serving households		Rest of the world		Total	
	Central government		Local government		Social security funds		Assets	Liabilities	Assets	Liabilities	Assets	Liabilities
	Assets	Liabilities	Assets	Liabilities	Assets	Liabilities						
Monetary gold and SDRs	-	-	-	-	-	-	-	-	7,751	128,560	136,311	136,311
Currency and transferable deposits, with MFIs	51,574	169,954	15,022	-	11,358	-	1,118,794	-	586,745	199,800	3,026,969	3,026,969
other residents.....	44,006	-	15,022	-	11,358	-	1,039,779	-	586,504	-	2,596,181	2,596,181
rest of the world.....	7,568	169,954	..	-	..	-	47,748	-	241	-	230,989	230,989
Other deposits, with MFIs	15,676	67,905	3,668	-	344	-	437,446	-	244,385	75,296	1,547,724	1,547,724
other residents.....	11,195	-	3,668	-	344	-	374,372	-	244,385	-	1,404,523	1,404,523
rest of the world.....	-	67,905	-	-	-	-	63,074	-	-	-	67,905	67,905
Short-term securities, issued by	4,481	-	..	-	..	-	..	-	-	75,296	75,296	75,296
general government.....	1	125,589	9	..	16	-	1,248	-	83,750	24,775	153,191	153,191
other residents.....	1	125,589	9	..	16	-	1,102	-	80,952	-	125,589	125,589
rest of the world.....	-	-	-	-	-	-	..	-	2,798	-	2,827	2,827
Bonds, issued by	-	-	-	-	-	-	146	-	-	24,775	24,775	24,775
MFIs.....	3,035	2,371,822	2,956	12,142	31,300	-	254,580	-	1,002,988	652,764	3,714,743	3,714,743
central government: CCTs.....	12	-	523	-	1,081	-	35,649	-	130,211	-	278,538	278,538
central government: other.....	34	124,611	22	-	121	-	1,185	-	14,895	-	124,611	124,611
local government.....	884	2,247,211	2,135	-	11,087	-	130,187	-	687,011	-	2,247,211	2,247,211
other residents.....	..	-	..	12,142	55	-	4	-	7,727	-	12,142	12,142
rest of the world.....	1,673	-	239	-	8,857	-	10,777	-	163,144	-	399,477	399,477
Derivates and employee stock options	432	-	36	-	10,099	-	76,779	-	-	652,764	652,764	652,764
Short-term loans, of	28,843	..	883	723	27	125,809	67,239	298,887	298,887
MFIs.....	..	8,150	-	4,438	-	129	9,405	41,430	75,115	71,027	513,347	513,347
other financial corporations.....	-	3,929	-	3,591	-	129	-	38,473	-	52,964	356,526	356,526
general government.....	-	4,222	-	847	-	-	-	2,957	-	6,997	34,572	34,572
other residents.....	..	-	-	-	-	..	-	-	-
rest of the world.....	-	-	-	-	-	-	9,405	-	-	11,066	47,134	47,134
Medium and long-term loans, of	-	..	-	-	-	-	-	-	75,115	-	75,115	75,115
MFIs.....	138,264	114,144	11,232	106,986	4,640	16	-	704,268	206,721	148,262	2,169,201	2,169,201
other financial corporations.....	-	43,003	-	57,650	-	16	-	602,208	-	68,625	1,442,670	1,442,670
general government.....	-	2,203	-	8,022	-	..	-	97,406	-	15,053	320,395	320,395
other residents.....	138,264	694	11,232	38,004	4,640	-	-	4,655	-	48,439	154,135	154,135
rest of the world.....	-	2,178	-	-	-	-	-	-	-	16,145	45,279	45,279
Shares and other equity, issued by	-	66,066	-	3,310	-	-	-	-	206,721	-	206,721	206,721
residents.....	134,528	-	13,221	..	7,370	-	1,097,640	-	584,805	655,583	3,183,447	3,183,447
of which: listed shares.....	117,816	-	13,115	..	4,689	-	1,005,139	-	584,805	-	2,527,864	2,527,864
rest of the world.....	26,436	-	2,661	-	543	-	60,346	-	239,519	-	517,971	517,971
Mutual fund shares, issued by	16,713	-	106	-	2,681	-	92,502	-	-	655,583	655,583	655,583
residents.....	71	-	120	-	36,377	-	679,062	-	25,770	867,134	1,212,742	1,212,742
rest of the world.....	67	-	62	-	8,582	-	221,503	-	25,770	-	345,608	345,608
Insurance, pension and standardised guarantee schemes	4	-	58	-	27,795	-	457,560	-	-	867,134	867,134	867,134
net equity of households.....	77	19,817	1,029	-	..	-	1,181,724	38,635	2,550	40,717	1,228,237	1,228,237
other provisions.....	-	-	-	-	-	-	1,152,215	38,635	1,275	37,221	1,153,490	1,153,490
Other accounts receivable/payable	77	19,817	1,029	-	..	-	29,508	-	1,275	3,496	74,747	74,747
trade credits.....	72,788	26,086	24,126	61,871	29,196	14,367	131,190	181,970	109,946	123,296	897,300	897,300
other.....	-	4,548	-	45,086	-	2,250	106,464	99,663	85,983	89,610	667,209	667,209
Total	72,788	21,538	24,126	16,784	29,196	12,117	24,727	82,307	23,963	33,686	230,091	230,091

Financial accounts

Table 2

Access to data:

[TFAA0000](#)

Italy's financial assets and liabilities in 2020

(flows in millions of euros)

Financial instruments	Institutional sectors										
	Non-financial corporations		Financial corporations								
			Monetary financial institutions		Other financial intermediaries		Financial auxiliaries		Insurance corporations and pension funds		
	Assets	Liabilities	Assets	Liabilities	Assets	Liabilities	Assets	Liabilities	Assets	Liabilities	
Monetary gold and SDRs	-	-	122	..	-	-	-	-	-	-	-
Currency and transferable deposits, with	87,370	12,616	199,531	484,606	-2,043	-	-411	-	1,712	-	
MFIs	88,187	-	190,797	484,606	-2,033	-	-432	-	1,722	-	
other residents	3,347	12,616	6,216	-	722	-	-	-	272	-	
rest of the world	-4,164	-	2,518	-	-732	-	21	-	-283	-	
Other deposits, with	3,623	-	185,991	125,939	-28,184	..	-1,198	-	308	-	
MFIs	770	-	183,764	125,939	-28,184	-	-1,198	-	50	-	
other residents	-	89	-	-	..	-	-	-	-	
rest of the world	2,853	-	2,138	-	..	-	..	-	258	-	
Short-term securities, issued by	1,184	515	5,234	..	2,146	-26	1,139	-	630	200	
general government	1,146	-	3,825	-	3,274	-	287	-	-1,233	-	
other residents	515	-1	..	-31	-26	..	-	-8	200	
rest of the world	38	-	1,410	-	-1,097	-	853	-	1,871	-	
Bonds, issued by	6,481	7,780	196,439	-22,492	-2,591	4,508	-18,742	1,440	22,896	-102	
MFIs	-707	-	-4,694	-22,492	-216	-	-1,129	-	-674	-	
central government: CCTs	16	-	7,339	-	-372	-	-199	-	-1,000	-	
central government: other	5,953	-	177,140	-	-8,990	-	-17,534	-	1,794	-	
local government	-	-733	-	..	-	..	-	40	-	
other residents	-51	7,780	8,576	-	3,064	4,508	-159	1,440	-1,517	-102	
rest of the world	1,270	-	8,811	-	3,922	-	278	-	24,252	-	
Derivates and employee stock options ..	-5,355	-58	1,892	..	-385	-297	..	-3	315	..	
Short-term loans, of	-10,200	-56,672	-70,902	..	-1,401	-28,018	..	-6,487	18	261	
MFIs	-	-42,337	-70,902	..	-	-34,637	-	-6,487	-	331	
other financial corporations	-	-1,326	-	..	-1,401	-	..	-	18	..	
general government	-	-	-	-	-	-	-	-	-	-	
other residents	-10,200	-10,343	-	-	-	-	-	-	-	-	
rest of the world	-	-2,666	-	..	-	6,619	-	-1	-	-70	
Medium and long-term loans, of	10,345	102,485	124,962	27,447	3,388	-3,265	..	1,672	341	646	
MFIs	-	85,736	124,962	28,147	-	-1,303	-	1,637	-	-12	
other financial corporations	-	3,880	-	-19	3,388	-435	..	-8	341	-1	
general government	-	4,200	-	-681	-	..	-	..	-	..	
other residents	10,345	6,566	-	-	-	-	-	-	-	-	
rest of the world	-	2,104	-	..	-	-1,527	-	44	-	659	
Shares and other equity, issued by	-1,686	-11,368	8,955	11,723	8,115	-7,959	3,746	-2,717	2,723	-745	
residents	2,451	-11,368	9,774	11,723	3,219	-7,959	2,865	-2,717	140	-745	
of which: listed shares	-2,749	1,201	7,086	1,576	7,235	3	-7,183	67	652	..	
rest of the world	-4,137	-	-820	-	4,896	-	881	-	2,583	-	
Mutual fund shares, issued by	2,759	-	3,036	298	2,910	8,763	572	-	18,254	-	
residents	1,230	-	2,733	298	82	8,763	755	-	310	-	
rest of the world	1,529	-	303	-	2,828	-	-182	-	17,944	-	
Insurance, pension and standardised guarantee schemes	-49	1,871	11,699	-653	-	-	-	-	-258	29,737	
net equity of households	-	1,871	-	-653	-	-	-	-	-	29,913	
other provisions	-49	-	11,699	-	-	-	-	-	-258	-176	
Other accounts receivable/payable	-83,547	-82,720	4,614	656	2,221	1,017	28	-48	612	2,699	
trade credits	-83,274	-85,970	-213	-71	-	-	-	-	-604	2,690	
other	-273	3,249	4,827	726	2,221	1,017	28	-48	1,216	9	
Total	10,925	-25,551	671,572	627,523	-15,824	-25,277	-14,867	-6,144	47,551	32,695	

(follow)

Financial accounts

(follow) **Table 2**

[Access to data:](#)

[TFAA0000](#)

Italy's financial assets and liabilities in 2020

(flows in millions of euros)

Financial instruments	Institutional sectors											
	General government						Households and non-profit institutions serving households		Rest of the world		Total	
	Central government		Local government		Social security funds		Assets	Liabilities	Assets	Liabilities	Assets	Liabilities
	Assets	Liabilities	Assets	Liabilities	Assets	Liabilities						
Monetary gold and SDRs	-	-	-	-	-	-	-	-	..	122	122	122
Currency and transferable deposits, with MFIs	18,312	7,152	911	-	1,639	-	106,700	-	79,276	-11,377	492,997	492,997
other residents.....	24,520	-	911	-	1,639	-	100,051	-	79,244	-	484,606	484,606
rest of the world.....	792	7,152	..	-	..	-	8,387	-	32	-	19,767	19,767
Other deposits, with MFIs	-4,330	-3,928	-43	-	-379	-	-2,982	-	-23,590	7,206	129,216	129,216
other residents.....	-6,287	-	-43	-	-379	-	1,035	-	-23,590	-	125,939	125,939
rest of the world.....	1,957	-	..	-	..	-	..	-	7,206	7,206	7,206	7,206
Short-term securities, issued by	-108	11,157	7	..	-15	-	-666	-	5,361	3,067	14,912	14,912
general government.....	-108	11,157	7	..	-15	-	-657	-	4,632	-	11,157	11,157
other residents.....	-	-	-	-	-	-	..	-	729	-	689	689
rest of the world.....	-	-	-	-	-	-	-8	-	-	3,067	3,067	3,067
Bonds, issued by	-1,457	133,579	815	-1,095	-912	-	-25,410	-	-19,456	34,446	158,064	158,064
MFIs.....	..	-	..	-	..	-	-18,620	-	3,546	-	-22,492	-22,492
central government: CCTs.....	-61	1,084	-24	-	-436	-	358	-	-4,537	-	1,084	1,084
central government: other.....	-921	132,495	843	-	1,452	-	-2,132	-	-25,111	-	132,495	132,495
local government.....	..	-	..	-1,095	-2	-	..	-	-400	-	-1,095	-1,095
other residents.....	-474	-	-31	-	-1,599	-	-1,230	-	7,046	-	13,626	13,626
rest of the world.....	..	-	27	-	-327	-	-3,787	-	-	34,446	34,446	34,446
Derivates and employee stock options ..	1,993	-2,124	224	-61	..	-1,106	..	-2,482	-2,482
Short-term loans, of	1,500	-	103	-	60	-204	-5,973	3,881	16,419	-78,809	-78,809
MFIs.....	-	51	-	128	-	60	-	-4,286	-	16,274	-70,902	-70,902
other financial corporations.....	-	1,449	-	-25	-	-	-	-1,688	-	207	-1,383	-1,383
general government.....	..	-	-	-	-	..	-	-	-
other residents.....	-	-	-	-	-	-	-204	-	-	-62	-10,404	-10,404
rest of the world.....	-	..	-	-	-	-	-	-	3,881	-	3,881	3,881
Medium and long-term loans, of	2,528	15,399	49	-278	-744	-14	-	14,292	21,026	3,510	161,895	161,895
MFIs.....	-	-3,231	-	-16	-	-14	-	14,558	-	-539	124,962	124,962
other financial corporations.....	-	-86	-	220	-	..	-	478	-	-300	3,729	3,729
general government.....	2,528	-111	49	-759	-744	-	-	-744	-	-71	1,834	1,834
other residents.....	-	-642	-	-	-	-	-	-	-	4,421	10,345	10,345
rest of the world.....	-	19,469	-	277	-	-	-	-	21,026	-	21,026	21,026
Shares and other equity, issued by	216	-	-175	..	261	-	-5,849	-	-22,007	5,364	-5,702	-5,702
residents.....	67	-	-179	..	919	-	-8,317	-	-22,007	-	-11,066	-11,066
of which: listed shares.....	64	-	-740	-	..	-	8,309	-	-9,826	-	2,847	2,847
rest of the world.....	149	-	4	-	-658	-	2,468	-	-	5,364	5,364	5,364
Mutual fund shares, issued by	-	-41	-	3,017	-	29,649	-	2,795	53,890	62,951	62,951
residents.....	..	-	..	-	296	-	861	-	2,795	-	9,061	9,061
rest of the world.....	..	-	-41	-	2,721	-	28,788	-	-	53,890	53,890	53,890
Insurance, pension and standardised guarantee schemes	11,711	-4	-	..	-	30,604	445	123	-996	42,115	42,115
net equity of households.....	-	-	-	-	-	-	30,776	445	62	-738	30,838	30,838
other provisions.....	..	11,711	-4	-	..	-	-173	-	62	-258	11,277	11,277
Other accounts receivable/payable	2,080	751	-223	4,386	-132	-141	-7,177	-5,243	8,263	5,382	-73,262	-73,262
trade credits.....	-	-1,739	-	4,387	-	133	-6,519	-4,728	6,176	863	-84,435	-84,435
other.....	2,080	2,490	-223	-1	-132	-274	-658	-515	2,087	4,520	11,173	11,173
Total	19,234	175,196	1,521	3,117	2,735	-95	124,604	3,521	54,567	117,033	902,017	902,017

Financial accounts

Table 3
[Access to data:](#)
[TFAA0000](#)

Italy's financial assets and liabilities in 2021

(stocks in millions of euros)

Financial instruments	Institutional sectors									
	Non-financial corporations		Financial corporations							
			Monetary financial institutions		Other financial intermediaries		Financial auxiliaries		Insurance corporations and pension funds	
	Assets	Liabilities	Assets	Liabilities	Assets	Liabilities	Assets	Liabilities	Assets	Liabilities
Monetary gold and SDRs	-	-	152,210	25,979	-	-	-	-	-	-
Currency and transferable deposits, with	505,591	67,630	781,897	2,939,159	94,318	-	26,495	-	24,817	-
MFIs	454,798	-	493,518	2,939,159	86,520	-	25,168	-	23,465	-
other residents	12,202	67,630	166,209	-	2,295	-	-	-	656	-
rest of the world	38,591	-	122,170	-	5,503	-	1,327	-	695	-
Other deposits, with	22,307	-	674,013	1,455,796	231,841	..	460	-	551	-
MFIs	12,107	-	604,456	1,455,796	231,841	-	460	-	520	-
other residents	-	4,943	-	-	..	-	-	-	-
rest of the world	10,200	-	64,613	-	..	-	..	-	31	-
Short-term securities, issued by	389	3,353	26,758	..	10,388	17	2,880	-	12,025	175
general government.....	17	-	11,585	-	8,765	-	2,852	-	4,709	-
other residents	3,353	16	..	5	17	..	-	..	175
rest of the world	372	-	15,157	-	1,618	-	28	-	7,316	-
Bonds, issued by	55,232	169,319	1,623,366	277,648	133,183	231,668	75,757	7,424	651,413	16,796
MFIs	4,807	-	80,769	277,648	9,165	-	9,686	-	14,316	-
central government: CCTs	349	-	116,306	-	1,363	-	765	-	11,273	-
central government: other	35,244	-	1,024,815	-	30,142	-	60,311	-	315,595	-
local government.....	..	-	1,827	-	..	-	..	-	477	-
other residents	2,244	169,319	175,667	-	21,529	231,668	513	7,424	16,005	16,796
rest of the world	12,589	-	223,982	-	70,984	-	4,483	-	293,747	-
Derivates and employee stock options..	41,254	44,529	119,108	135,766	2,968	1,756	454	578	2,085	2,839
Short-term loans, of	37,374	238,179	345,983	..	36,920	157,255	..	6,107	18	2,001
MFIs	-	146,024	345,983	..	-	81,572	-	6,107	-	965
other financial corporations.....	-	21,759	-	..	36,920	-	..	-	18	..
general government.....	-	-	-	-	-	-	-	-	-	-
other residents	37,374	35,891	-	-	-	-	-	-	-	-
rest of the world	-	34,504	-	..	-	75,683	-	..	-	1,036
Medium and long-term loans, of	35,750	889,406	1,469,111	70,372	329,636	117,976	..	6,354	2,448	11,231
MFIs	-	517,146	1,469,111	65,147	-	79,091	-	6,168	-	3,691
other financial corporations.....	-	197,186	-	24	329,636	6,021	..	152	2,448	9
general government.....	-	57,010	-	5,200	-	..	-	..	-	366
other residents	35,750	18,026	-	-	-	-	-	-	-	-
rest of the world	-	100,039	-	..	-	32,864	-	34	-	7,166
Shares and other equity, issued by	742,651	2,134,098	175,878	207,677	264,637	173,975	41,053	28,141	146,972	140,584
residents	387,841	2,134,098	95,807	207,677	188,861	173,975	30,334	28,141	71,242	140,584
<i>of which: listed shares</i>	132,091	431,066	32,743	123,338	46,268	19,442	18,217	11,092	7,971	37,922
rest of the world	354,810	-	80,071	-	75,776	-	10,718	-	75,730	-
Mutual fund shares, issued by	38,093	-	31,763	1,866	72,389	375,763	56,417	-	328,225	-
residents	10,413	-	24,951	1,866	1,870	375,763	21,807	-	45,618	-
rest of the world	27,680	-	6,811	-	70,520	-	34,610	-	282,607	-
Insurance, pension and standardised guarantee schemes	18,331	112,993	30,737	11,131	-	-	-	-	4,677	1,037,115
net equity of households	-	112,993	-	11,131	-	-	-	-	-	983,201
other provisions.....	18,331	-	30,737	-	-	-	-	-	4,677	53,914
Other accounts receivable/payable	536,691	487,012	12,544	1,971	3,387	2,701	14	48	4,691	5,988
trade credits	490,009	433,348	235	391	-	-	-	-	1,109	2,992
other.....	46,683	53,664	12,308	1,580	3,387	2,701	14	48	3,582	2,995
Total	2,033,663	4,146,518	5,443,366	5,127,365	1,179,667	1,061,112	203,531	48,652	1,177,921	1,216,728

(follow)

Financial accounts

(follow) **Table 3**

[Access to data:](#)

[TFAA0000](#)

Italy's financial assets and liabilities in 2021

(stocks in millions of euros)

Financial instruments	Institutional sectors											
	General government						Households and non-profit institutions serving households		Rest of the world		Total	
	Central government		Local government		Social security funds		Assets	Liabilities	Assets	Liabilities	Assets	Liabilities
	Assets	Liabilities	Assets	Liabilities	Assets	Liabilities						
Monetary gold and SDRs.....	-	-	-	-	-	-	-	-	25,979	152,210	178,189	178,189
Currency and transferable deposits, with MFIs.....	61,394	177,817	14,677	-	9,892	-	1,203,614	-	665,577	203,664	3,388,270	3,388,270
other residents.....	44,587	-	14,677	-	9,892	-	1,121,290	-	665,244	-	2,939,159	2,939,159
rest of the world.....	12,807	177,817	..	-	..	-	50,945	-	332	-	245,446	245,446
rest of the world.....	4,000	-	..	-	..	-	31,379	-	-	203,664	203,664	203,664
Other deposits, with.....	13,298	60,442	3,712	-	646	-	422,919	-	225,687	79,196	1,595,434	1,595,434
MFIs.....	8,946	-	3,712	-	646	-	367,419	-	225,687	-	1,455,796	1,455,796
other residents.....	-	60,442	-	-	-	-	55,499	-	-	-	60,442	60,442
rest of the world.....	4,352	-	..	-	..	-	..	-	-	79,196	79,196	79,196
Short-term securities, issued by.....	51	113,808	28	..	28	-	1,056	-	88,468	24,717	142,070	142,070
general government.....	51	113,808	28	..	28	-	829	-	84,945	-	113,808	113,808
other residents.....	-	-	-	-	-	-	1	-	3,523	-	3,545	3,545
rest of the world.....	-	-	-	-	-	-	226	-	-	24,717	24,717	24,717
Bonds, issued by.....	22,611	2,397,635	3,131	11,391	31,674	-	226,123	-	974,620	685,229	3,797,110	3,797,110
MFIs.....	13	-	523	-	1,081	-	27,553	-	129,735	-	277,648	277,648
central government: CCTs.....	134	147,516	184	-	130	-	1,496	-	15,516	-	147,516	147,516
central government: other.....	19,656	2,250,119	2,162	-	10,309	-	119,011	-	632,874	-	2,250,119	2,250,119
local government.....	..	-	..	11,391	54	-	3	-	9,030	-	11,391	11,391
other residents.....	1,851	-	230	-	9,734	-	9,969	-	187,465	-	425,207	425,207
rest of the world.....	957	-	31	-	10,366	-	68,090	-	-	685,229	685,229	685,229
Derivates and employee stock options	..	19,041	..	674	664	30	128,325	89,646	294,858	294,858
Short-term loans, of.....	..	8,236	-	4,088	-	75	10,323	46,101	111,223	79,799	541,840	541,840
MFIs.....	-	4,014	-	3,385	-	75	-	42,747	-	61,094	345,983	345,983
other financial corporations.....	-	4,222	-	703	-	-	-	3,354	-	6,900	36,938	36,938
general government.....	..	-	-	-	-	..	-	-	-
other residents.....	-	-	-	-	-	-	10,323	-	-	11,805	47,696	47,696
rest of the world.....	-	..	-	-	-	-	-	-	111,223	-	111,223	111,223
Medium and long-term loans, of.....	132,095	137,137	10,830	104,916	4,329	20	-	727,712	235,809	154,885	2,220,007	2,220,007
MFIs.....	-	40,363	-	61,361	-	20	-	620,128	-	75,997	1,469,111	1,469,111
other financial corporations.....	-	2,098	-	8,040	-	..	-	103,241	-	15,312	332,084	332,084
general government.....	132,095	574	10,830	31,872	4,329	-	-	4,344	-	47,889	147,255	147,255
other residents.....	-	2,037	-	-	-	-	-	-	-	15,687	35,750	35,750
rest of the world.....	-	92,064	-	3,643	-	-	-	-	235,809	-	235,809	235,809
Shares and other equity, issued by.....	133,486	-	12,977	..	8,043	-	1,247,679	-	634,811	723,713	3,408,189	3,408,189
residents.....	116,541	-	12,897	..	5,805	-	1,140,336	-	634,811	-	2,684,475	2,684,475
of which: listed shares.....	25,455	-	3,360	-	543	-	75,278	-	280,932	-	622,859	622,859
rest of the world.....	16,945	-	81	-	2,238	-	107,343	-	-	723,713	723,713	723,713
Mutual fund shares, issued by.....	71	-	115	-	42,595	-	767,757	-	31,608	991,402	1,369,032	1,369,032
residents.....	67	-	62	-	10,170	-	231,064	-	31,608	-	377,630	377,630
rest of the world.....	4	-	53	-	32,424	-	536,693	-	-	991,402	991,402	991,402
Insurance, pension and standardised guarantee schemes.....	81	26,963	1,078	-	..	-	1,210,783	39,127	3,312	41,670	1,268,999	1,268,999
net equity of households.....	-	-	-	-	-	-	1,181,789	39,127	1,656	36,993	1,183,445	1,183,445
other provisions.....	81	26,963	1,078	-	..	-	28,994	-	1,656	4,677	85,554	85,554
Other accounts receivable/payable.....	70,275	40,609	22,495	62,680	30,100	17,223	146,314	188,658	122,775	142,396	949,286	949,286
trade credits.....	-	4,628	-	44,895	-	2,368	112,708	105,925	97,567	107,080	701,628	701,628
other.....	70,275	35,981	22,495	17,784	30,100	14,855	33,606	82,733	25,208	35,315	247,657	247,657
Total.....	433,363	2,981,688	69,044	183,748	127,305	17,318	5,237,231	1,001,628	3,248,193	3,368,528	19,153,284	19,153,284

Financial accounts

Table 4

Access to data:

[TFAA0000](#)

Italy's financial assets and liabilities in 2021

(flows in millions of euros)

Financial instruments	Institutional sectors									
	Non-financial corporations		Financial corporations							
			Monetary financial institutions		Other financial intermediaries		Financial auxiliaries		Insurance corporations and pension funds	
	Assets	Liabilities	Assets	Liabilities	Assets	Liabilities	Assets	Liabilities	Assets	Liabilities
Monetary gold and SDRs	-	-	17,771	17,445	-	-	-	-	-	-
Currency and transferable deposits, with	53,092	6,595	115,343	341,819	11,157	-	6,652	-	4,781	-
MFIs	52,280	-	112,982	341,819	8,809	-	5,400	-	4,496	-
other residents	1,528	6,595	3,618	-	741	-	-	-	44	-
rest of the world	-717	-	-1,257	-	1,607	-	1,252	-	241	-
Other deposits, with	-6,650	-	103,297	67,537	4,737	..	-457	-	35	-
MFIs	-5,349	-	98,370	67,537	4,737	-	-457	-	44	-
other residents	-	112	-	-	..	-	-	-	-
rest of the world	-1,301	-	4,815	-	..	-	..	-	-10	-
Short-term securities, issued by	-1,247	754	-8,550	..	-4,645	41	-2,274	-	88	-26
general government	-1,371	-	-6,227	-	-5,628	-	-1,034	-	-1,514	-
other residents	754	16	..	28	41	..	-	..	-26
rest of the world	124	-	-2,339	-	955	-	-1,241	-	1,601	-
Bonds, issued by	-7,887	19,320	173,289	-1,316	8,197	6,354	25,626	2,083	707	300
MFIs	139	-	2,448	-1,316	-1,471	-	6,660	-	-1,827	-
central government: CCTs	126	-	21,306	-	469	-	78	-	169	-
central government: other	-8,145	-	115,631	-	389	-	19,477	-	-16,796	-
local government.....	-11	-	-1,904	-	..	-	..	-	-36	-
other residents	244	19,320	5,518	-	1,586	6,354	114	2,083	-473	300
rest of the world	-240	-	30,290	-	7,224	-	-703	-	19,669	-
Derivates and employee stock options..	-247	-4	-249	..	886	921	..	2	276	..
Short-term loans, of	-2,543	5,692	-10,375	..	2,941	9,542	..	-160	..	147
MFIs	-	-3,520	-10,375	..	-	-16,565	-	-160	-	148
other financial corporations	-	2,452	-	..	2,941	-	..	-
general government	-	-	-	-	-	-	-	-	-	-
other residents	-2,543	-177	-	-	-	-	-	-	-	-
rest of the world	-	6,936	-	..	-	26,107	-	..	-	-1
Medium and long-term loans, of	-9,163	-958	29,305	2,736	13,558	-90	..	-1,487	199	466
MFIs	-	4,165	29,305	3,476	-	-3,944	-	-1,488	-	119
other financial corporations	-	5,554	-	-3	13,558	-718	..	3	199	-4
general government	-	969	-	-737	-	..	-	..	-	..
other residents	-9,163	-8,930	-	-	-	-	-	-	-	-
rest of the world	-	-2,717	-	..	-	4,572	-	-1	-	351
Shares and other equity, issued by	11,881	-8,587	7,690	8,486	-45,667	-61,575	-4,401	-14,267	8,579	-1,059
residents	-3,781	-8,587	3,224	8,486	-62,374	-61,575	-4,280	-14,267	7,541	-1,059
of which: listed shares.....	-2,250	4,041	1,339	173	-5,307	73	3,383	139	1,040	1
rest of the world	15,662	-	4,466	-	16,707	-	-120	-	1,039	-
Mutual fund shares, issued by	7,234	-	4,848	-11	2,668	21,411	-1,797	-	19,908	-
residents	1,489	-	4,064	-11	-488	21,411	343	-	6,108	-
rest of the world	5,745	-	784	-	3,156	-	-2,140	-	13,800	-
Insurance, pension and standardised guarantee schemes	832	1,998	7,322	-627	-	-	-	-	1,176	30,785
net equity of households	-	1,998	-	-627	-	-	-	-	-	28,267
other provisions.....	832	-	7,322	-	-	-	-	-	1,176	2,518
Other accounts receivable/payable	27,248	7,621	-360	-904	-1,471	836	-40	24	975	-782
trade credits	15,733	10,526	3	93	-	-	-	-	30	-1,069
other.....	11,515	-2,906	-363	-997	-1,471	836	-40	24	945	287
Total	72,551	32,431	439,331	435,166	-7,638	-22,559	23,309	-13,803	36,724	29,832

(follow)

Financial accounts

(follow) **Table 4**

[Access to data:](#)

[TFAA0000](#)

Italy's financial assets and liabilities in 2021

(flows in millions of euros)

Financial instruments	Institutional sectors											
	General government						Households and non-profit institutions serving households	Rest of the world		Total		
	Central government		Local government		Social security funds							
	Assets	Liabilities	Assets	Liabilities	Assets	Liabilities	Assets	Liabilities	Assets	Liabilities	Assets	Liabilities
Monetary gold and SDRs.....	-	-	-	-	-	-	-	-	17,445	17,771	35,216	35,216
Currency and transferable deposits, with MFIs.....	8,650	7,863	-346	-	-1,466	-	84,708	-	78,832	5,126	361,402	361,402
other residents.....	-590	-	-346	-	-1,466	-	81,512	-	78,740	-	341,819	341,819
rest of the world.....	5,240	7,863	..	-	..	-	3,196	-	91	-	14,458	14,458
rest of the world.....	4,000	-	..	-	..	-	..	-	-	5,126	5,126	5,126
Other deposits, with.....	-2,378	-7,463	45	-	301	-	-14,527	-	-20,954	3,375	63,449	63,449
MFIs.....	-2,249	-	45	-	301	-	-6,952	-	-20,954	-	67,537	67,537
other residents.....	-	-7,463	-	-	-	-	-7,575	-	-	-	-7,463	-7,463
rest of the world.....	-129	-	..	-	..	-	..	-	-	3,375	3,375	3,375
Short-term securities, issued by.....	50	-12,341	19	..	12	-	-195	-	4,347	-826	-12,397	-12,397
general government.....	50	-12,341	19	..	12	-	-269	-	3,622	-	-12,341	-12,341
other residents.....	-	-	-	-	-	-	1	-	725	-	770	770
rest of the world.....	-	-	-	-	-	-	73	-	-	-826	-826	-826
Bonds, issued by.....	19,626	114,889	162	-751	917	-	-21,149	-	-10,351	48,255	189,136	189,136
MFIs.....	..	-	..	-	..	-	-6,220	-	-1,045	-	-1,316	-1,316
central government: CCTs.....	100	23,215	160	-	10	-	130	-	668	-	23,215	23,215
central government: other.....	18,772	91,674	6	-	-235	-	-6,156	-	-31,268	-	91,674	91,674
local government.....	..	-	..	-751	-2	-	..	-	1,202	-	-751	-751
other residents.....	207	-	2	-	906	-	-139	-	20,093	-	28,058	28,058
rest of the world.....	547	-	-6	-	238	-	-8,764	-	-	48,255	48,255	48,255
Derivates and employee stock options..	1,511	..	206	-1,462	..	919	919
Short-term loans, of.....	..	86	-	-350	-	-54	918	2,549	33,042	6,530	23,983	23,983
MFIs.....	-	86	-	-206	-	-54	-	2,152	-	7,744	-10,375	-10,375
other financial corporations.....	-	..	-	-144	-	-	-	397	-	235	2,941	2,941
general government.....	..	-	-	-	-	..	-	-	-
other residents.....	-	-	-	-	-	-	918	-	-	-1,449	-1,625	-1,625
rest of the world.....	-	..	-	-	-	-	-	-	33,042	-	33,042	33,042
Medium and long-term loans, of.....	-6,484	22,992	-401	-2,070	-311	4	-	25,318	28,535	8,326	55,239	55,239
MFIs.....	-	-2,641	-	3,711	-	4	-	19,815	-	6,087	29,305	29,305
other financial corporations.....	-	-104	-	18	-	..	-	5,814	-	3,197	13,758	13,758
general government.....	-6,484	-120	-401	-6,132	-311	-	-	-311	-	-866	-7,196	-7,196
other residents.....	-	-141	-	-	-	-	-	-	-	-92	-9,163	-9,163
rest of the world.....	-	25,998	-	333	-	-	-	-	28,535	-	28,535	28,535
Shares and other equity, issued by.....	-140	-	-232	..	57	-	-23,546	-	8,607	39,829	-37,173	-37,173
residents.....	-373	-	-218	..	1,117	-	-26,463	-	8,607	-	-77,002	-77,002
of which: listed shares.....	-981	-	699	-	..	-	481	-	6,024	-	4,428	4,428
rest of the world.....	232	-	-14	-	-1,060	-	2,916	-	-	39,829	39,829	39,829
Mutual fund shares, issued by.....	..	-	-7	-	4,341	-	51,857	-	5,644	73,295	94,695	94,695
residents.....	..	-	..	-	1,588	-	2,652	-	5,644	-	21,401	21,401
rest of the world.....	..	-	-7	-	2,753	-	49,205	-	-	73,295	73,295	73,295
Insurance, pension and standardised guarantee schemes.....	4	7,146	50	-	..	-	29,783	492	738	111	39,905	39,905
net equity of households.....	-	-	-	-	-	-	28,696	492	369	-1,065	29,065	29,065
other provisions.....	4	7,146	50	-	..	-	1,087	-	369	1,176	10,840	10,840
Other accounts receivable/payable.....	-2,513	14,523	-1,631	809	904	2,856	7,115	6,688	19,497	18,054	49,725	49,725
trade credits.....	-	80	-	-191	-	118	6,244	6,262	10,455	16,646	32,465	32,465
other.....	-2,513	14,443	-1,631	1,000	904	2,738	871	426	9,042	1,408	17,260	17,260
Total.....	18,325	147,696	-2,136	-2,363	4,754	2,806	114,962	35,048	163,919	219,846	864,101	864,101

Financial accounts

Table 5
[Access to data:](#)
[TFAT0001](#)

Non-financial corporations

(stocks in millions of euros)

Financial instruments	ASSETS					LIABILITIES				
	2021-Q3	2021-Q4	2022-Q1	2022-Q2	2022-Q3	2021-Q3	2021-Q4	2022-Q1	2022-Q2	2022-Q3
Monetary gold and SDRs	-	-	-	-	-	-	-	-	-	-
Currency and transferable deposits, with	479,945	505,591	485,713	497,354	490,199	67,127	67,630	66,847	68,297	70,261
MFIs	425,837	454,798	424,216	437,082	429,292	-	-	-	-	-
other residents	13,607	12,202	20,735	20,062	18,364	67,127	67,630	66,847	68,297	70,261
rest of the world	40,501	38,591	40,762	40,211	42,543	-	-	-	-	-
Other deposits, with	25,588	22,307	24,671	26,359	30,701	-	-	-	-	-
MFIs	13,993	12,107	13,108	15,061	18,795	-	-	-	-	-
other residents	-	-	-	-	-
rest of the world	11,595	10,200	11,564	11,298	11,907	-	-	-	-	-
Short-term securities, issued by	381	389	488	515	570	2,871	3,353	3,066	4,380	2,523
general government	21	17	18	24	148	-	-	-	-	-
other residents	1	1	2,871	3,353	3,066	4,380	2,523
rest of the world	359	372	470	490	422	-	-	-	-	-
Bonds, issued by	61,581	55,232	53,345	53,204	52,785	165,321	169,319	159,940	148,856	147,561
MFIs	4,624	4,807	5,127	7,551	8,321	-	-	-	-	-
central government: CCTs	335	349	256	104	136	-	-	-	-	-
central government: other	41,952	35,244	32,964	30,998	29,141	-	-	-	-	-
local government	-	-	-	-	-
other residents	2,328	2,244	2,319	2,261	2,377	165,321	169,319	159,940	148,856	147,561
rest of the world	12,343	12,589	12,680	12,290	12,810	-	-	-	-	-
Derivates and employee stock options ..	13,638	41,254	40,672	43,831	47,199	16,457	44,529	41,484	41,146	42,137
Short-term loans, of	37,011	37,374	37,528	36,968	37,430	219,414	238,179	240,762	250,397	248,607
MFIs	-	-	-	-	-	139,074	146,024	149,885	155,078	156,756
other financial corporations	-	-	-	-	-	16,952	21,759	21,558	23,111	19,946
general government	-	-	-	-	-	-	-	-	-	-
other residents	37,011	37,374	37,528	36,968	37,430	35,956	35,891	35,948	36,063	36,195
rest of the world	-	-	-	-	-	27,432	34,504	33,371	36,145	35,709
Medium and long-term loans, of	39,882	35,750	35,886	35,444	35,389	884,417	889,406	886,510	887,538	898,070
MFIs	-	-	-	-	-	518,731	517,146	516,057	513,948	519,734
other financial corporations	-	-	-	-	-	191,860	197,186	194,681	197,962	197,541
general government	-	-	-	-	-	57,061	57,010	57,334	57,061	59,323
other residents	39,882	35,750	35,886	35,444	35,389	20,258	18,026	18,101	18,176	18,251
rest of the world	-	-	-	-	-	96,507	100,039	100,337	100,390	103,221
Shares and other equity, issued by	719,520	742,651	740,997	719,896	723,077	2,064,150	2,134,098	2,042,418	1,943,752	1,875,541
residents	366,129	387,841	380,030	358,657	353,241	2,064,150	2,134,098	2,042,418	1,943,752	1,875,541
<i>of which:</i> listed shares	107,281	132,091	118,187	101,432	96,044	398,406	431,066	394,578	347,123	313,782
rest of the world	353,391	354,810	360,967	361,239	369,836	-	-	-	-	-
Mutual fund shares, issued by	35,920	38,093	36,563	35,433	34,463	-	-	-	-	-
residents	9,744	10,413	10,565	10,636	10,611	-	-	-	-	-
rest of the world	26,175	27,680	25,997	24,797	23,853	-	-	-	-	-
Insurance, pension and standardised guarantee schemes	17,828	18,331	17,857	17,737	17,454	112,305	112,993	113,613	114,215	115,042
net equity of households	-	-	-	-	-	112,305	112,993	113,613	114,215	115,042
other provisions	17,828	18,331	17,857	17,737	17,454	-	-	-	-	-
Other accounts receivable/payable	520,587	536,691	540,458	533,118	531,956	478,006	487,012	488,261	495,698	496,581
trade credits	479,076	490,009	493,319	497,660	493,099	426,784	433,348	437,093	440,229	442,037
other	41,511	46,683	47,139	35,457	38,856	51,222	53,664	51,168	55,469	54,545
Total	1,951,879	2,033,663	2,014,178	1,999,861	2,001,224	4,010,068	4,146,518	4,042,902	3,954,278	3,896,322

Non-financial corporations

(flows in millions of euros)

Financial instruments	ASSETS					LIABILITIES				
	2021-Q3	2021-Q4	2022-Q1	2022-Q2	2022-Q3	2021-Q3	2021-Q4	2022-Q1	2022-Q2	2022-Q3
Monetary gold and SDRs	-	-	-	-	-	-	-	-	-	-
Currency and transferable deposits, with	11,283	22,178	-19,554	10,283	-7,839	2,331	502	-782	1,449	1,964
MFIs	9,968	28,962	-30,582	12,866	-7,789	-	-	-	-	-
other residents	887	-1,405	8,533	-673	-1,698	2,331	502	-782	1,449	1,964
rest of the world	428	-5,379	2,494	-1,910	1,648	-	-	-	-	-
Other deposits, with	623	-3,154	2,175	1,473	4,262	-	-	-	-	-
MFIs	201	-1,885	1,000	1,954	3,734	-	-	-	-	-
other residents	-	-	-	-	-
rest of the world	422	-1,269	1,175	-480	529	-	-	-	-	-
Short-term securities, issued by	194	8	98	27	47	222	483	-358	1,313	-1,857
general government	-4	1	6	125	-	-	-	-	-
other residents	1	..	222	483	-358	1,313	-1,857
rest of the world	195	12	97	20	-78	-	-	-	-	-
Bonds, issued by	-4,031	-5,844	168	2,885	2,216	2,397	4,542	-1,755	-904	649
MFIs	-153	-249	-251	1,455	539	-	-	-	-	-
central government: CCTs	123	11	-83	-158	37	-	-	-	-	-
central government: other	-4,175	-5,803	-200	1,435	707	-	-	-	-	-
local government	-	-	-	-	-
other residents	83	-70	111	16	143	2,397	4,542	-1,755	-904	649
rest of the world	91	267	591	137	790	-	-	-	-	-
Derivates and employee stock options..	-484	1,250	-6,666	3,897	7,129	-1	-1	6	6	6
Short-term loans, of	-536	-865	54	-147	-254	-4,472	15,070	2,074	12,448	-2,008
MFIs	-	-	-	-	-	-6,089	7,255	2,963	8,410	2,477
other financial corporations	-	-	-	-	-	-1,055	5,348	-201	1,553	-3,165
general government	-	-	-	-	-	-	-	-	-	-
other residents	-536	-865	54	-147	-254	-58	-65	57	115	132
rest of the world	-	-	-	-	-	2,730	2,532	-744	2,371	-1,452
Medium and long-term loans, of	-2,085	-3,994	120	-429	-81	-3,344	5,750	-2,803	4,358	9,095
MFIs	-	-	-	-	-	-589	-866	-2,423	-2,497	5,264
other financial corporations	-	-	-	-	-	-126	5,118	-902	7,105	-1,353
general government	-	-	-	-	-	736	-51	325	-273	2,262
other residents	-2,085	-3,994	120	-429	-81	-2,232	-2,232	75	75	75
rest of the world	-	-	-	-	-	-1,133	3,781	123	-52	2,847
Shares and other equity, issued by	3,122	-7,475	30,869	12,030	15,015	-5,056	3,683	1,764	1,359	3,176
residents	-7,592	-1,602	25,206	11,357	11,560	-5,056	3,683	1,764	1,359	3,176
of which: listed shares	-2,346	-1,619	2,198	4,991	12,193	765	1,116	552	77	2,159
rest of the world	10,714	-5,873	5,663	672	3,455	-	-	-	-	-
Mutual fund shares, issued by	1,859	1,536	-66	917	-266	-	-	-	-	-
residents	501	454	288	485	104	-	-	-	-	-
rest of the world	1,358	1,082	-354	433	-370	-	-	-	-	-
Insurance, pension and standardised guarantee schemes	278	113	-461	-105	-267	521	688	620	602	827
net equity of households	-	-	-	-	-	521	688	620	602	827
other provisions	278	113	-461	-105	-267	-	-	-	-	-
Other accounts receivable/payable	11,641	15,857	3,733	-7,410	-1,304	4,464	8,820	1,033	7,480	795
trade credits	5,953	10,709	3,304	4,314	-4,570	6,338	6,395	3,539	3,199	1,770
other	5,687	5,148	429	-11,725	3,265	-1,874	2,426	-2,505	4,280	-975
Total	21,864	19,612	10,470	23,421	18,658	-2,938	39,538	-200	28,112	12,647

Financial accounts

Table 7
[Access to data:](#)
[TFAT0002](#)

Central Bank

(stocks in millions of euros)

Financial instruments	ASSETS					LIABILITIES				
	2021-Q3	2021-Q4	2022-Q1	2022-Q2	2022-Q3	2021-Q3	2021-Q4	2022-Q1	2022-Q2	2022-Q3
Monetary gold and SDRs.....	142,278	152,210	162,631	163,358	161,910	25,576	25,979	26,176	26,870	27,599
Currency and transferable deposits, with	4,588	4,666	7,727	7,036	9,278	1,287,054	1,308,709	1,341,850	1,334,057	1,340,542
MFIs	1	..	10	4	..	1,287,054	1,308,709	1,341,850	1,334,057	1,340,542
other residents	-	-	-	-	-
rest of the world	4,587	4,666	7,717	7,032	9,278	-	-	-	-	-
Other deposits, with	521,142	526,671	528,287	508,865	503,093	1,211	10,098	440	1,325	5,491
MFIs	450,457	457,114	454,382	432,894	432,806	1,211	10,098	440	1,325	5,491
other residents	4,904	4,943	4,948	5,022	5,082	-	-	-	-	-
rest of the world	65,781	64,613	68,956	70,950	65,206	-	-	-	-	-
Short-term securities, issued by.....	10,940	11,505	8,532	8,044	9,837
general government.....	5,270	4,018	4,220	2,370	1,996	-	-	-	-	-
other residents
rest of the world	5,670	7,486	4,312	5,674	7,841	-	-	-	-	-
Bonds, issued by.....	841,172	856,784	850,377	807,223	762,374
MFIs	29,163	28,519	25,530	25,378	24,580
central government: CCTs	33,363	35,802	37,184	33,035	34,030	-	-	-	-	-
central government: other	693,401	706,270	702,409	665,296	625,517	-	-	-	-	-
local government.....	-	-	-	-	-
other residents	25,016	25,244	24,211	23,300	22,559	-	-	-	-	-
rest of the world	60,229	60,949	61,044	60,216	55,688	-	-	-	-	-
Derivates and employee stock options..	34	8	5	48	28	2	11	40	28	34
Short-term loans, of	1,014	1,120	1,059	1,026	1,095
MFIs	1,014	1,120	1,059	1,026	1,095	-	-	-	-	-
other financial corporations.....	-	-	-	-	-	-	-	-	-	-
general government	-	-	-	-	-	-	-	-	-	-
other residents	-	-	-	-	-	-	-	-	-	-
rest of the world	-	-	-	-	-	-	-	-	-	-
Medium and long-term loans, of	72	71	71	70	68	4	3	6	..	5
MFIs	72	71	71	70	68
other financial corporations.....	-	-	-	-	-	-	-	-	-	-
general government	-	-	-	-	-	4	3	6	..	5
other residents	-	-	-	-	-	-	-	-	-	-
rest of the world	-	-	-	-	-
Shares and other equity, issued by	17,536	18,999	17,418	15,913	15,469	7,500	7,500	7,500	7,500	7,500
residents	4,441	4,740	4,388	3,927	3,606	7,500	7,500	7,500	7,500	7,500
of which: listed shares.....	3,843	4,142	3,790	3,329	3,008	-	-	-	-	-
rest of the world	13,095	14,259	13,030	11,986	11,863	-	-	-	-	-
Mutual fund shares, issued by	2,959	3,511	3,425	3,065	3,095
residents	7	18	20
rest of the world	2,959	3,511	3,418	3,047	3,075	-	-	-	-	-
Insurance, pension and standardised										
guarantee schemes	7,590	7,684	7,661	7,625	7,609
net equity of households.....	-	-	-	-	-	7,590	7,684	7,661	7,625	7,609
other provisions.....	-	-	-	-	-
Other accounts receivable/payable.....	21,043
trade credits	-	-	-	-	-	-	-	-	-	-
other.....	21,043
Total	1,541,735	1,575,545	1,579,531	1,514,649	1,487,291	1,328,938	1,359,985	1,383,673	1,377,405	1,388,779

Financial accounts

Table 8
[Access to data:](#)
[TFAT0002](#)

Central Bank

(flows in millions of euros)

Financial instruments	ASSETS					LIABILITIES				
	2021-Q3	2021-Q4	2022-Q1	2022-Q2	2022-Q3	2021-Q3	2021-Q4	2022-Q1	2022-Q2	2022-Q3
Monetary gold and SDRs	17,862	141	17	62	430	17,445
Currency and transferable deposits, with	1,031	38	3,080	-868	2,003	19,396	20,516	33,129	-7,836	6,439
MFIs	-1	-1	9	-8	-4	19,396	20,516	33,129	-7,836	6,439
other residents	-	-	-	-	-
rest of the world	1,033	39	3,071	-860	2,008	-	-	-	-	-
Other deposits, with	-10,586	5,642	1,557	-19,135	-6,014	118	8,887	-9,658	885	4,166
MFIs	-13,709	6,814	-2,740	-21,017	-105	118	8,887	-9,658	885	4,166
other residents	59	39	5	74	60	-	-	-	-	-
rest of the world	3,065	-1,210	4,292	1,808	-5,970	-	-	-	-	-
Short-term securities, issued by	-6,937	413	-3,027	-669	1,538
general government	-2,039	-1,246	209	-1,841	-367	-	-	-	-	-
other residents
rest of the world	-4,898	1,659	-3,235	1,173	1,905	-	-	-	-	-
Bonds, issued by	40,848	28,346	27,403	10,186	-3,355
MFIs	140	-401	-1,972	797	93
central government: CCTs	2,181	2,574	1,324	-3,932	1,164	-	-	-	-	-
central government: other	36,556	25,244	26,261	12,950	-323	-	-	-	-	-
local government	-	-	-	-	-
other residents	908	542	322	840	168	-	-	-	-	-
rest of the world	1,063	387	1,468	-468	-4,457	-	-	-	-	-
Derivates and employee stock options
Short-term loans, of	-3	117	-65	-21	84
MFIs	-3	117	-65	-21	84	-	-	-	-	-
other financial corporations	-	-	-	-	-	-	-	-	-	-
general government	-	-	-	-	-	-	-	-	-	-
other residents	-	-	-	-	-	-	-	-	-	-
rest of the world	-	-	-	-	-	-	-	-	-	-
Medium and long-term loans, of	134	-1	..	-2	4	-1	2	-6	5
MFIs	134	-1	..	-2
other financial corporations	-	-	-	-	-	-	-	-	-	-
general government	-	-	-	-	-	4	-1	2	-6	5
other residents	-	-	-	-	-	-	-	-	-	-
rest of the world	-	-	-	-	-
Shares and other equity, issued by	474	289	8	465	207
residents	88	-2	8	-5	34
<i>of which: listed shares</i>	88	-2	8	-28	57	-	-	-	-	-
rest of the world	386	291	..	470	173	-	-	-	-	-
Mutual fund shares, issued by	7	270	12	-6	26
residents	7	11	2
rest of the world	7	270	5	-17	24	-	-	-	-	-
Insurance, pension and standardised guarantee schemes	7	68	2	24	14
net equity of households	-	-	-	-	-	7	68	2	24	14
other provisions	-	-	-	-	-
Other accounts receivable/payable	21,043
trade credits	-	-	-	-	-	-	-	-	-	-
other	21,043
Total	42,697	35,392	28,985	-9,985	15,961	36,971	29,470	23,475	-6,933	10,624

Monetary financial institutions except Central Bank

(stocks in millions of euros)

Financial instruments	ASSETS					LIABILITIES				
	2021-Q3	2021-Q4	2022-Q1	2022-Q2	2022-Q3	2021-Q3	2021-Q4	2022-Q1	2022-Q2	2022-Q3
Monetary gold and SDRs	-	-	-	-	-	-	-	-	-	-
Currency and transferable deposits, with	782,056	777,231	756,744	726,368	707,088	1,567,972	1,630,450	1,609,993	1,619,406	1,622,748
MFIs	495,398	493,518	472,549	436,020	407,638	1,567,972	1,630,450	1,609,993	1,619,406	1,622,748
other residents	165,480	166,209	164,534	165,299	164,465	-	-	-	-	-
rest of the world	121,178	117,503	119,662	125,049	134,985	-	-	-	-	-
Other deposits, with	149,210	147,342	152,200	141,761	138,646	1,449,668	1,445,698	1,486,100	1,436,179	1,434,328
MFIs	149,210	147,342	152,200	141,761	138,646	1,449,668	1,445,698	1,486,100	1,436,179	1,434,328
other residents	-	-	-	-	-
rest of the world	-	-	-	-	-
Short-term securities, issued by	17,461	15,253	13,180	12,389	14,799
general government	10,826	7,567	6,062	4,703	7,442	-	-	-	-	-
other residents	16	16	26	32	37
rest of the world	6,619	7,670	7,092	7,654	7,320	-	-	-	-	-
Bonds, issued by	754,081	766,582	787,230	769,603	735,739	280,784	277,648	260,624	250,537	247,966
MFIs	50,908	52,250	51,206	48,498	48,972	280,784	277,648	260,624	250,537	247,966
central government: CCTs	79,449	80,504	83,393	79,935	80,310	-	-	-	-	-
central government: other	329,440	318,546	334,372	325,176	296,648	-	-	-	-	-
local government	1,992	1,827	2,088	2,322	2,396	-	-	-	-	-
other residents	142,269	150,422	143,778	144,900	140,023	-	-	-	-	-
rest of the world	150,022	163,033	172,393	168,772	167,391	-	-	-	-	-
Derivates and employee stock options ..	122,939	119,100	136,962	126,702	165,642	141,871	135,755	151,521	130,982	164,289
Short-term loans, of	335,112	344,863	370,245	377,278	371,559
MFIs	335,112	344,863	370,245	377,278	371,559
other financial corporations	-	-	-	-	-
general government	-	-	-	-	-	-	-	-	-	-
other residents	-	-	-	-	-	-	-	-	-	-
rest of the world	-	-	-	-	-
Medium and long-term loans, of	1,468,317	1,469,040	1,460,992	1,457,191	1,473,196	69,340	70,368	71,779	71,029	72,736
MFIs	1,468,317	1,469,040	1,460,992	1,457,191	1,473,196	63,993	65,147	66,738	66,243	68,231
other financial corporations	-	-	-	-	-	26	24	34	22	22
general government	-	-	-	-	-	5,322	5,197	5,007	4,764	4,484
other residents	-	-	-	-	-	-	-	-	-	-
rest of the world	-	-	-	-	-
Shares and other equity, issued by	161,648	156,879	150,322	152,927	154,952	199,959	200,177	175,873	159,137	158,420
residents	93,239	91,067	84,710	86,773	89,295	199,959	200,177	175,873	159,137	158,420
of which: listed shares	29,331	28,601	28,599	26,684	25,666	124,264	123,338	107,852	95,615	93,398
rest of the world	68,408	65,812	65,612	66,155	65,658	-	-	-	-	-
Mutual fund shares, issued by	27,030	28,252	28,183	27,465	26,953	1,821	1,866	2,002	2,293	2,114
residents	23,750	24,951	25,097	24,394	24,031	1,821	1,866	2,002	2,293	2,114
rest of the world	3,281	3,301	3,086	3,071	2,922	-	-	-	-	-
Insurance, pension and standardised guarantee schemes	29,152	30,737	31,686	32,867	33,270	4,025	3,447	3,247	2,859	3,059
net equity of households	-	-	-	-	-	4,025	3,447	3,247	2,859	3,059
other provisions	29,152	30,737	31,686	32,867	33,270	-	-	-	-	-
Other accounts receivable/payable	13,640	12,544	14,008	13,349	13,188	2,320	1,971	2,634	2,403	2,467
trade credits	236	235	544	292	510	366	391	1,070	505	500
other	13,404	12,308	13,465	13,058	12,678	1,954	1,580	1,564	1,898	1,968
Total	3,860,645	3,867,821	3,901,753	3,837,900	3,835,032	3,717,761	3,767,380	3,763,773	3,674,825	3,708,127

Monetary financial institutions except Central Bank

(flows in millions of euros)

Financial instruments	ASSETS					LIABILITIES				
	2021-Q3	2021-Q4	2022-Q1	2022-Q2	2022-Q3	2021-Q3	2021-Q4	2022-Q1	2022-Q2	2022-Q3
Monetary gold and SDRs	-	-	-	-	-	-	-	-	-	-
Currency and transferable deposits, with	6,425	819	-21,021	-32,363	-21,323	14,692	62,477	-20,458	9,411	3,341
MFIs	11,434	-1,880	-20,969	-36,529	-28,382	14,692	62,477	-20,458	9,411	3,341
other residents	-6,126	729	-1,676	765	-834	-	-	-	-	-
rest of the world	1,117	1,970	1,624	3,401	7,893	-	-	-	-	-
Other deposits, with	-1,186	-1,868	4,858	-10,439	-3,115	1,994	-4,857	39,430	-52,474	-4,902
MFIs	-1,186	-1,868	4,858	-10,439	-3,115	1,994	-4,857	39,430	-52,474	-4,902
other residents	-	-	-	-	-
rest of the world	-	-	-	-	-
Short-term securities, issued by	-3,087	-2,198	-1,978	-626	2,473
general government	-2,351	-3,244	-1,410	-1,221	2,800	-	-	-	-	-
other residents	15	..	10	6	5
rest of the world	-751	1,046	-578	589	-332	-	-	-	-	-
Bonds, issued by	277	16,143	37,896	10,155	-14,444	1,109	-2,865	-12,037	-2,084	3,324
MFIs	724	1,587	-90	-1,410	1,209	1,109	-2,865	-12,037	-2,084	3,324
central government: CCTs	6,294	1,401	2,730	-2,540	976	-	-	-	-	-
central government: other	-3,262	-9,084	23,618	8,155	-14,914	-	-	-	-	-
local government	-150	-127	243	-165	-146	-	-	-	-	-
other residents	-1,367	9,068	-6,038	1,811	-4,645	-	-	-	-	-
rest of the world	-1,963	13,298	17,433	4,304	3,075	-	-	-	-	-
Derivates and employee stock options ..	98	-356	163	-1,215	-72
Short-term loans, of	239	7,506	23,604	13,099	-4,435
MFIs	239	7,506	23,604	13,099	-4,435
other financial corporations	-	-	-	-	-
general government	-	-	-	-	-	-	-	-	-	-
other residents	-	-	-	-	-	-	-	-	-	-
rest of the world	-	-	-	-	-
Medium and long-term loans, of	3,109	411	-9,773	-288	14,078	-22	1,028	1,411	-751	1,708
MFIs	3,109	411	-9,773	-288	14,078	136	1,154	1,591	-496	1,988
other financial corporations	-	-	-	-	-	..	-1	10	-12	..
general government	-	-	-	-	-	-157	-125	-190	-243	-280
other residents	-	-	-	-	-	-	-	-	-	-
rest of the world	-	-	-	-	-
Shares and other equity, issued by	2,422	392	-4,751	4,313	1,265	1,249	-1,657	10,275	10,083	6,023
residents	42	357	-4,612	4,446	508	1,249	-1,657	10,275	10,083	6,023
of which: listed shares	50	175	-18	670	-54	11	81	2	1	..
rest of the world	2,380	35	-139	-133	757	-	-	-	-	-
Mutual fund shares, issued by	581	2,049	-54	590	-57	14	46	135	291	-179
residents	681	2,047	151	479	46	14	46	135	291	-179
rest of the world	-100	2	-205	111	-104	-	-	-	-	-
Insurance, pension and standardised guarantee schemes	1,257	1,587	952	1,183	406	769	-700	-399	-274	398
net equity of households	-	-	-	-	-	769	-700	-399	-274	398
other provisions	1,257	1,587	952	1,183	406	-	-	-	-	-
Other accounts receivable/payable	3,210	-1,104	1,396	-679	-177	-263	-354	660	-246	46
trade credits	-20	-1	313	-255	217	-99	23	677	-574	-15
other	3,230	-1,103	1,083	-424	-394	-164	-377	-17	328	61
Total	13,345	23,381	31,292	-16,270	-25,402	19,542	53,118	19,018	-36,044	9,759

Other financial intermediaries except non-MMF investment funds

(stocks in millions of euros)

Financial instruments	ASSETS					LIABILITIES				
	2021-Q3	2021-Q4	2022-Q1	2022-Q2	2022-Q3	2021-Q3	2021-Q4	2022-Q1	2022-Q2	2022-Q3
Monetary gold and SDRs	-	-	-	-	-	-	-	-	-	-
Currency and transferable deposits, with	58,897	64,336	62,924	59,403	51,322	-	-	-	-	-
MFIs	53,751	59,119	58,078	54,547	46,295	-	-	-	-	-
other residents	760	783	666	689	756	-	-	-	-	-
rest of the world	4,385	4,434	4,179	4,167	4,270	-	-	-	-	-
Other deposits, with	221,655	230,936	228,652	224,568	216,223
MFIs	221,655	230,936	228,652	224,568	216,223	-	-	-	-	-
other residents	-	-	-	-	-
rest of the world	-	-	-	-	-
Short-term securities, issued by	46	48	76	54	86	18	17	22	24	28
general government	-	-	-	-	-
other residents	5	4	3	3	2	18	17	22	24	28
rest of the world	41	43	73	51	84	-	-	-	-	-
Bonds, issued by	13,222	11,996	12,124	11,351	13,697	218,061	231,668	228,539	227,256	224,731
MFIs	2,131	1,331	1,471	2,360	3,019	-	-	-	-	-
central government: CCTs	21	29	18	7	9	-	-	-	-	-
central government: other	510	617	297	501	595	-	-	-	-	-
local government	-	-	-	-	-
other residents	6,223	6,336	5,606	4,176	5,331	218,061	231,668	228,539	227,256	224,731
rest of the world	4,336	3,683	4,733	4,306	4,742	-	-	-	-	-
Derivates and employee stock options ..	1,373	1,277	1,564	2,462	3,323	983	1,019	1,551	1,686	1,761
Short-term loans, of	32,060	36,920	35,965	37,900	34,332	159,829	157,255	190,155	196,470	177,528
MFIs	-	-	-	-	-	82,925	81,572	91,391	89,275	82,773
other financial corporations	32,060	36,920	35,965	37,900	34,332	-	-	-	-	-
general government	-	-	-	-	-	-	-	-	-	-
other residents	-	-	-	-	-	-	-	-	-	-
rest of the world	-	-	-	-	-	76,905	75,683	98,764	107,195	94,755
Medium and long-term loans, of	320,770	329,636	325,114	333,502	332,455	120,063	117,976	105,263	103,047	105,231
MFIs	-	-	-	-	-	80,490	79,091	65,067	59,827	60,590
other financial corporations	320,770	329,636	325,114	333,502	332,455	6,036	6,021	5,864	6,404	6,321
general government	-	-	-	-	-
other residents	-	-	-	-	-	-	-	-	-	-
rest of the world	-	-	-	-	-	33,538	32,864	34,332	36,817	38,320
Shares and other equity, issued by	192,542	190,811	186,804	175,772	164,749	177,948	173,975	168,210	163,688	163,406
residents	160,161	160,016	156,007	145,987	134,604	177,948	173,975	168,210	163,688	163,406
of which: listed shares	31,361	34,129	34,208	30,269	25,261	17,374	19,442	14,676	11,152	11,869
rest of the world	32,381	30,795	30,797	29,786	30,144	-	-	-	-	-
Mutual fund shares, issued by	16,910	16,802	16,446	15,273	15,099
residents	1,950	1,870	1,947	1,767	2,082
rest of the world	14,960	14,932	14,499	13,506	13,017	-	-	-	-	-
Insurance, pension and standardised guarantee schemes	-	-	-	-	-	-	-	-	-	-
net equity of households	-	-	-	-	-	-	-	-	-	-
other provisions	-	-	-	-	-	-	-	-	-	-
Other accounts receivable/payable	3,883	3,387	2,397	1,788	1,578	2,408	2,701	1,912	3,189	3,611
trade credits	-	-	-	-	-	-	-	-	-	-
other	3,883	3,387	2,397	1,788	1,578	2,408	2,701	1,912	3,189	3,611
Total	861,358	886,149	872,066	862,072	832,863	679,311	684,611	695,653	695,360	676,295

Other financial intermediaries except non-MMF investment funds

(flows in millions of euros)

Financial instruments	ASSETS					LIABILITIES				
	2021-Q3	2021-Q4	2022-Q1	2022-Q2	2022-Q3	2021-Q3	2021-Q4	2022-Q1	2022-Q2	2022-Q3
Monetary gold and SDRs	-	-	-	-	-	-	-	-	-	-
Currency and transferable deposits, with	-6,571	5,541	-1,522	-3,483	-8,019	-	-	-	-	-
MFIs	-7,582	5,461	-1,044	-3,437	-8,121	-	-	-	-	-
other residents	115	22	-116	22	68	-	-	-	-	-
rest of the world	896	59	-362	-69	35	-	-	-	-	-
Other deposits, with	11,996	9,281	-2,284	-4,084	-8,345
MFIs	11,996	9,281	-2,284	-4,084	-8,345	-	-	-	-	-
other residents	-	-	-	-	-
rest of the world	-	-	-	-	-
Short-term securities, issued by	5	1	6	-22	33	17	..	5	1	4
general government	-	-	-	-	-
other residents	2	-1	-1	..	-1	17	..	5	1	4
rest of the world	2	2	8	-22	34	-	-	-	-	-
Bonds, issued by	-1,262	-761	-229	-327	2,541	-4,574	15,056	-3,870	196	-2,468
MFIs	-120	-817	96	809	709	-	-	-	-	-
central government: CCTs	2	7	-10	-11	2	-	-	-	-	-
central government: other	-236	114	-294	224	118	-	-	-	-	-
local government	-	-	-	-	-
other residents	-763	589	363	-1,108	1,169	-4,574	15,056	-3,870	196	-2,468
rest of the world	-145	-654	-384	-242	543	-	-	-	-	-
Derivates and employee stock options ..	-17	22	45	196	320	254	-65	125	854	1,192
Short-term loans, of	-782	5,971	-695	2,051	-3,551	10,282	-1,987	33,308	8,879	-18,948
MFIs	-	-	-	-	-	1,601	-1,347	10,066	361	-6,470
other financial corporations	-782	5,971	-695	2,051	-3,551	-	-	-	-	-
general government	-	-	-	-	-	-	-	-	-	-
other residents	-	-	-	-	-	-	-	-	-	-
rest of the world	-	-	-	-	-	8,681	-640	23,241	8,517	-12,477
Medium and long-term loans, of	1,014	10,811	-3,349	12,710	-1,937	987	-2,320	-13,060	1,440	2,040
MFIs	-	-	-	-	-	-1,214	-2,170	-14,018	-1,564	800
other financial corporations	1,014	10,811	-3,349	12,710	-1,937	120	-255	-84	442	-88
general government	-	-	-	-	-
other residents	-	-	-	-	-	-	-	-	-	-
rest of the world	-	-	-	-	-	2,081	106	1,042	2,561	1,328
Shares and other equity, issued by	4,922	-5,570	-1,177	-4,062	2,942	-17,138	-4,696	-4,378	-3,640	-13,228
residents	-8,858	-5,746	-1,846	-3,447	2,474	-17,138	-4,696	-4,378	-3,640	-13,228
of which: listed shares	10	1,105	3,650	2,094	-3,671	46	20	3	20	..
rest of the world	13,780	176	669	-615	467	-	-	-	-	-
Mutual fund shares, issued by	7	-572	636	-245	160
residents	-277	-80	78	-181	316
rest of the world	284	-492	559	-64	-156	-	-	-	-	-
Insurance, pension and standardised guarantee schemes	-	-	-	-	-	-	-	-	-	-
net equity of households	-	-	-	-	-	-	-	-	-	-
other provisions	-	-	-	-	-	-	-	-	-	-
Other accounts receivable/payable	-1,025	-504	-1,004	-627	-335	191	291	-792	1,276	420
trade credits	-	-	-	-	-	-	-	-	-	-
other	-1,025	-504	-1,004	-627	-335	191	291	-792	1,276	420
Total	8,287	24,220	-9,573	2,107	-16,191	-9,981	6,279	11,339	9,005	-30,988

Financial accounts

Table 13

Access to data:

[TFAT0005](#)

Non-MMF investment funds

(stocks in millions of euros)

Financial instruments	ASSETS					LIABILITIES				
	2021-Q3	2021-Q4	2022-Q1	2022-Q2	2022-Q3	2021-Q3	2021-Q4	2022-Q1	2022-Q2	2022-Q3
Monetary gold and SDRs	-	-	-	-	-	-	-	-	-	-
Currency and transferable deposits, with	27,701	29,982	31,117	30,956	31,417	-	-	-	-	-
MFIs	25,737	27,401	28,530	28,401	28,791	-	-	-	-	-
other residents	1,030	1,513	1,513	1,679	1,679	-	-	-	-	-
rest of the world	934	1,069	1,075	876	947	-	-	-	-	-
Other deposits, with	905	905	905	905	905	-	-	-	-	-
MFIs	905	905	905	905	905	-	-	-	-	-
other residents	-	-	-	-	-	-	-	-	-	-
rest of the world	-	-	-	-	-
Short-term securities, issued by	11,373	10,340	8,832	9,650	9,321	-	-	-	-	-
general government	10,130	8,765	6,842	7,350	7,095	-	-	-	-	-
other residents	-	-	-	-	-
rest of the world	1,243	1,575	1,990	2,299	2,225	-	-	-	-	-
Bonds, issued by	120,260	121,187	116,788	109,364	105,803	-	-	-	-	-
MFIs	7,769	7,834	7,683	6,956	6,713	-	-	-	-	-
central government: CCTs	1,254	1,334	1,422	811	675	-	-	-	-	-
central government: other	29,767	29,526	28,856	26,737	24,316	-	-	-	-	-
local government	-	-	-	-	-
other residents	13,755	15,192	14,609	13,401	13,216	-	-	-	-	-
rest of the world	67,715	67,301	64,218	61,460	60,883	-	-	-	-	-
Derivates and employee stock options ..	1,622	1,691	1,998	2,229	2,329	767	737	850	920	967
Short-term loans, of	-	-	-	-	-
MFIs	-	-	-	-	-	-	-	-	-	-
other financial corporations	-	-	-	-	-
general government	-	-	-	-	-	-	-	-	-	-
other residents	-	-	-	-	-	-	-	-	-	-
rest of the world	-	-	-	-	-	-	-	-	-	-
Medium and long-term loans, of	-	-	-	-	-
MFIs	-	-	-	-	-	-	-	-	-	-
other financial corporations	-	-	-	-	-
general government	-	-	-	-	-	-	-	-	-	-
other residents	-	-	-	-	-	-	-	-	-	-
rest of the world	-	-	-	-	-	-	-	-	-	-
Shares and other equity, issued by	66,405	73,826	71,285	69,550	67,723	-	-	-	-	-
residents	26,244	28,844	27,581	28,475	27,659	-	-	-	-	-
<i>of which</i> : listed shares	11,482	12,139	10,861	9,874	9,059	-	-	-	-	-
rest of the world	40,162	44,981	43,705	41,075	40,063	-	-	-	-	-
Mutual fund shares, issued by	54,017	55,588	51,923	45,493	44,018	360,081	375,763	364,576	353,878	346,483
residents	360,081	375,763	364,576	353,878	346,483
rest of the world	54,017	55,588	51,923	45,493	44,018	-	-	-	-	-
Insurance, pension and standardised guarantee schemes	-	-	-	-	-	-	-	-	-	-
net equity of households	-	-	-	-	-	-	-	-	-	-
other provisions	-	-	-	-	-	-	-	-	-	-
Other accounts receivable/payable	-	-	-	-	-
trade credits	-	-	-	-	-	-	-	-	-	-
other	-	-	-	-	-
Total	282,284	293,519	282,849	268,148	261,516	360,848	376,500	365,427	354,798	347,450

Non-MMF investment funds

(flows in millions of euros)

Financial instruments	ASSETS					LIABILITIES				
	2021-Q3	2021-Q4	2022-Q1	2022-Q2	2022-Q3	2021-Q3	2021-Q4	2022-Q1	2022-Q2	2022-Q3
Monetary gold and SDRs	-	-	-	-	-	-	-	-	-	-
Currency and transferable deposits, with	-3,063	2,189	1,139	-254	331	-	-	-	-	-
MFIs	-3,073	1,572	1,133	-222	260	-	-	-	-	-
other residents	482	..	167	..	-	-	-	-	-
rest of the world	10	135	6	-199	71	-	-	-	-	-
Other deposits, with	-	-	-	-	-
MFIs	-	-	-	-	-
other residents	-	-	-	-	-	-	-	-	-	-
rest of the world	-	-	-	-	-
Short-term securities, issued by	-1,162	-992	-1,394	853	-289	-	-	-	-	-
general government	-1,635	-1,327	-1,811	539	-220	-	-	-	-	-
other residents	-	-	-	-	-
rest of the world	473	335	417	313	-69	-	-	-	-	-
Bonds, issued by	4,257	1,442	338	121	-702	-	-	-	-	-
MFIs	84	31	-93	-334	-79	-	-	-	-	-
central government: CCTs	65	85	87	-598	-131	-	-	-	-	-
central government: other	244	120	-13	-592	-1,277	-	-	-	-	-
local government	-	-	-	-	-
other residents	261	952	-94	223	25	-	-	-	-	-
rest of the world	3,601	254	451	1,423	760	-	-	-	-	-
Derivates and employee stock options ..	253	-66	125	853	1,191
Short-term loans, of	-	-	-	-	-
MFIs	-	-	-	-	-	-	-	-	-	-
other financial corporations	-	-	-	-	-
general government	-	-	-	-	-	-	-	-	-	-
other residents	-	-	-	-	-	-	-	-	-	-
rest of the world	-	-	-	-	-	-	-	-	-	-
Medium and long-term loans, of	-	-	-	-	-
MFIs	-	-	-	-	-	-	-	-	-	-
other financial corporations	-	-	-	-	-
general government	-	-	-	-	-	-	-	-	-	-
other residents	-	-	-	-	-	-	-	-	-	-
rest of the world	-	-	-	-	-	-	-	-	-	-
Shares and other equity, issued by	695	1,773	1,240	1,849	-344	-	-	-	-	-
residents	-102	398	449	572	46	-	-	-	-	-
<i>of which</i> : listed shares	-	-	-	-	-
rest of the world	797	1,374	791	1,277	-390	-	-	-	-	-
Mutual fund shares, issued by	824	268	414	-1,366	-854	2,165	12,079	504	5,510	-341
residents	2,165	12,079	504	5,510	-341
rest of the world	824	268	414	-1,366	-854	-	-	-	-	-
Insurance, pension and standardised guarantee schemes	-	-	-	-	-	-	-	-	-	-
net equity of households	-	-	-	-	-	-	-	-	-	-
other provisions	-	-	-	-	-	-	-	-	-	-
Other accounts receivable/payable	-	-	-	-	-
trade credits	-	-	-	-	-	-	-	-	-	-
other	-	-	-	-	-
Total	1,804	4,613	1,862	2,055	-667	2,165	12,079	504	5,510	-341

Financial accounts

Table 15

[Access to data:](#)

[TFAT0006](#)

Financial auxiliaries

(stocks in millions of euros)

Financial instruments	ASSETS					LIABILITIES				
	2021-Q3	2021-Q4	2022-Q1	2022-Q2	2022-Q3	2021-Q3	2021-Q4	2022-Q1	2022-Q2	2022-Q3
Monetary gold and SDRs	-	-	-	-	-	-	-	-	-	-
Currency and transferable deposits, with	23,526	26,495	26,038	23,629	22,152	-	-	-	-	-
MFIs	22,485	25,168	24,691	22,278	20,800	-	-	-	-	-
other residents	-	-	-	-	-	-	-	-	-	-
rest of the world	1,041	1,327	1,346	1,351	1,353	-	-	-	-	-
Other deposits, with	798	460	502	445	535	-	-	-	-	-
MFIs	798	460	502	445	535	-	-	-	-	-
other residents	-	-	-	-	-	-	-	-	-	-
rest of the world	-	-	-	-	-
Short-term securities, issued by	3,386	2,880	630	450	507	-	-	-	-	-
general government	3,365	2,852	623	433	460	-	-	-	-	-
other residents	-	-	-	-	-
rest of the world	21	28	7	17	47	-	-	-	-	-
Bonds, issued by	70,159	75,757	74,062	85,824	88,473	6,716	7,424	6,339	6,923	5,960
MFIs	6,197	9,686	8,695	9,231	9,749	-	-	-	-	-
central government: CCTs	669	765	857	425	430	-	-	-	-	-
central government: other	58,160	60,311	61,371	73,031	75,140	-	-	-	-	-
local government	-	-	-	-	-
other residents	505	513	453	468	499	6,716	7,424	6,339	6,923	5,960
rest of the world	4,628	4,483	2,686	2,669	2,655	-	-	-	-	-
Derivates and employee stock options..	527	454	211	16	32	501	578	191	59	62
Short-term loans, of	6,764	6,107	933	662	629
MFIs	-	-	-	-	-	6,746	6,107	931	660	627
other financial corporations	-	-	-	-	-
general government	-	-	-	-	-	-	-	-	-	-
other residents	-	-	-	-	-	-	-	-	-	-
rest of the world	-	-	-	-	-	18	..	2	2	2
Medium and long-term loans, of	5,007	6,354	5,792	6,020	5,924
MFIs	-	-	-	-	-	4,792	6,168	5,586	5,824	5,730
other financial corporations	177	152	172	161	159
general government	-	-	-	-	-
other residents	-	-	-	-	-	-	-	-	-	-
rest of the world	-	-	-	-	-	37	34	34	36	34
Shares and other equity, issued by	39,900	41,053	37,331	33,716	32,356	28,370	28,141	27,602	25,818	24,740
residents	29,286	30,334	27,074	24,339	23,308	28,370	28,141	27,602	25,818	24,740
<i>of which:</i> listed shares.....	18,431	18,217	16,686	15,311	14,060	11,109	11,092	10,547	8,759	7,676
rest of the world	10,614	10,718	10,257	9,376	9,048	-	-	-	-	-
Mutual fund shares, issued by	54,984	56,417	54,974	54,513	52,749	-	-	-	-	-
residents	20,346	21,807	21,895	23,357	23,452	-	-	-	-	-
rest of the world	34,638	34,610	33,079	31,155	29,297	-	-	-	-	-
Insurance, pension and standardised guarantee schemes	-	-	-	-	-	-	-	-	-	-
net equity of households	-	-	-	-	-	-	-	-	-	-
other provisions.....	-	-	-	-	-	-	-	-	-	-
Other accounts receivable/payable	26	14	12	10	24	43	48	74	74	80
trade credits	-	-	-	-	-	-	-	-	-	-
other.....	26	14	12	10	24	43	48	74	74	80
Total	193,307	203,531	193,759	198,604	196,828	47,400	48,652	40,930	39,557	37,394

Financial auxiliaries

(flows in millions of euros)

Financial instruments	ASSETS					LIABILITIES				
	2021-Q3	2021-Q4	2022-Q1	2022-Q2	2022-Q3	2021-Q3	2021-Q4	2022-Q1	2022-Q2	2022-Q3
Monetary gold and SDRs	-	-	-	-	-	-	-	-	-	-
Currency and transferable deposits, with	-2,974	2,990	-455	-2,405	-1,475	-	-	-	-	-
MFIs.....	-3,288	2,686	-472	-2,410	-1,478	-	-	-	-	-
other residents.....	-	-	-	-	-	-	-	-	-	-
rest of the world.....	314	304	17	5	2	-	-	-	-	-
Other deposits, with	-170	-338	42	-57	90	-	-	-	-	-
MFIs.....	-170	-338	42	-57	90	-	-	-	-	-
other residents.....	-	-	-	-	-	-	-	-	-	-
rest of the world.....	-	-	-	-	-
Short-term securities, issued by	545	-686	-2,601	-214	434	-	-	-	-	-
general government.....	533	-692	-2,602	-224	404	-	-	-	-	-
other residents.....	-	-	-	-	-
rest of the world.....	12	5	1	10	30	-	-	-	-	-
Bonds, issued by	1,574	9,933	10,437	17,020	12,275	-2	793	405	889	42
MFIs.....	-25	2,090	-2,567	-1,003	586	-	-	-	-	-
central government: CCTs.....	288	91	113	-450	22	-	-	-	-	-
central government: other.....	1,149	7,832	12,951	18,350	11,618	-	-	-	-	-
local government.....	-	-	-	-	-
other residents.....	-42	58	-10	65	31	-2	793	405	889	42
rest of the world.....	203	-138	-51	59	17	-	-	-	-	-
Derivates and employee stock options..	1	1
Short-term loans, of	937	-639	-5,170	-269	-32
MFIs.....	-	-	-	-	-	937	-639	-5,170	-269	-32
other financial corporations.....	-	-	-	-	-
general government.....	-	-	-	-	-	-	-	-	-	-
other residents.....	-	-	-	-	-	-	-	-	-	-
rest of the world.....	-	-	-	-	-
Medium and long-term loans, of	-1,553	1,351	-558	213	-96
MFIs.....	-	-	-	-	-	-1,543	1,376	-577	223	-94
other financial corporations.....	-10	-26	20	-11	-1
general government.....	-	-	-	-	-
other residents.....	-	-	-	-	-	-	-	-	-	-
rest of the world.....	-	-	-	-	-	-1	1	-1
Shares and other equity, issued by	6,841	2,061	901	-469	2,639	-2,199	-2,316	-1,383	-486	-3,346
residents.....	7,116	2,186	1,353	-396	2,891	-2,199	-2,316	-1,383	-486	-3,346
of which: listed shares.....	262	-214	-1,531	-1,375	-1,251	138	..	1	..	10
rest of the world.....	-275	-125	-452	-73	-252	-	-	-	-	-
Mutual fund shares, issued by	-105	383	-708	2,947	-421	-	-	-	-	-
residents.....	357	863	-5	2,941	683	-	-	-	-	-
rest of the world.....	-462	-480	-702	6	-1,104	-	-	-	-	-
Insurance, pension and standardised guarantee schemes	-	-	-	-	-	-	-	-	-	-
net equity of households.....	-	-	-	-	-	-	-	-	-	-
other provisions.....	-	-	-	-	-	-	-	-	-	-
Other accounts receivable/payable	-10	-13	-11	3	13	4	5	4	12	6
trade credits.....	-	-	-	-	-	-	-	-	-	-
other.....	-10	-13	-11	3	13	4	5	4	12	6
Total	5,701	14,330	7,605	16,825	13,554	-2,813	-806	-6,702	359	-3,427

Insurance corporations

(stocks in millions of euros)

Financial instruments	ASSETS					LIABILITIES				
	2021-Q3	2021-Q4	2022-Q1	2022-Q2	2022-Q3	2021-Q3	2021-Q4	2022-Q1	2022-Q2	2022-Q3
Monetary gold and SDRs	-	-	-	-	-	-	-	-	-	-
Currency and transferable deposits, with	16,660	16,157	15,175	14,395	16,275	-	-	-	-	-
MFIs	14,771	14,806	12,572	13,351	14,706	-	-	-	-	-
other residents	1,125	656	1,750	171	227	-	-	-	-	-
rest of the world	764	695	854	873	1,342	-	-	-	-	-
Other deposits, with	1,902	342	578	365	707	-	-	-	-	-
MFIs	1,487	311	221	190	489	-	-	-	-	-
other residents	-	-	-	-	-	-	-	-	-	-
rest of the world	414	31	356	175	218	-	-	-	-	-
Short-term securities, issued by	11,003	9,569	8,240	6,885	8,661	200	175	175	175	175
general government	3,717	3,007	3,143	2,304	3,543	-	-	-	-	-
other residents	200	175	175	175	175
rest of the world	7,286	6,562	5,097	4,581	5,118	-	-	-	-	-
Bonds, issued by	592,998	588,540	560,742	509,995	481,161	17,044	16,796	15,604	14,350	14,463
MFIs	14,777	13,446	11,900	11,152	10,785	-	-	-	-	-
central government: CCTs	10,958	10,691	10,723	9,799	9,521	-	-	-	-	-
central government: other	308,093	302,122	286,198	257,419	236,891	-	-	-	-	-
local government	490	477	396	351	326	-	-	-	-	-
other residents	15,536	15,171	14,105	12,955	12,563	17,044	16,796	15,604	14,350	14,463
rest of the world	243,144	246,633	237,419	218,319	211,073	-	-	-	-	-
Derivates and employee stock options ..	1,522	2,085	2,219	2,128	2,134	927	2,839	2,858	2,900	2,956
Short-term loans, of	18	18	18	18	18	2,157	1,974	2,415	2,615	1,875
MFIs	-	-	-	-	-	952	938	1,391	1,380	525
other financial corporations	18	18	18	18	18
general government	-	-	-	-	-	-	-	-	-	-
other residents	-	-	-	-	-	-	-	-	-	-
rest of the world	-	-	-	-	-	1,205	1,036	1,025	1,235	1,350
Medium and long-term loans, of	2,354	2,448	2,436	2,442	2,444	11,414	11,227	11,055	10,977	10,765
MFIs	-	-	-	-	-	3,721	3,687	3,564	3,606	3,341
other financial corporations	2,354	2,448	2,436	2,442	2,444	13	9	8	8	3
general government	-	-	-	-	-	366	366	366	366	366
other residents	-	-	-	-	-	-	-	-	-	-
rest of the world	-	-	-	-	-	7,314	7,166	7,117	6,997	7,055
Shares and other equity, issued by	111,305	114,291	112,846	106,315	104,044	136,327	140,584	141,184	131,363	126,492
residents	64,599	69,532	68,498	63,941	61,718	136,327	140,584	141,184	131,363	126,492
of which: listed shares	6,065	6,810	6,362	6,561	4,499	37,694	37,922	41,950	32,296	28,449
rest of the world	46,706	44,759	44,348	42,374	42,326	-	-	-	-	-
Mutual fund shares, issued by	298,194	304,744	295,120	276,078	271,883	-	-	-	-	-
residents	37,203	40,385	38,895	39,093	39,186	-	-	-	-	-
rest of the world	260,991	264,358	256,224	236,985	232,697	-	-	-	-	-
Insurance, pension and standardised guarantee schemes	4,254	4,677	4,378	4,602	5,096	900,465	907,327	864,639	802,703	776,381
net equity of households	-	-	-	-	-	846,848	853,413	812,119	750,534	725,045
other provisions	4,254	4,677	4,378	4,602	5,096	53,617	53,914	52,520	52,169	51,336
Other accounts receivable/payable	4,168	4,691	5,120	5,056	5,696	6,111	5,988	5,959	6,339	6,430
trade credits	1,100	1,109	1,109	1,109	1,109	3,258	2,992	2,992	2,992	2,992
other	3,069	3,582	4,011	3,947	4,587	2,853	2,995	2,966	3,347	3,438
Total	1,044,378	1,047,562	1,006,872	928,278	898,119	1,074,644	1,086,910	1,043,889	971,422	939,537

Insurance corporations

(flows in millions of euros)

Financial instruments	ASSETS					LIABILITIES				
	2021-Q3	2021-Q4	2022-Q1	2022-Q2	2022-Q3	2021-Q3	2021-Q4	2022-Q1	2022-Q2	2022-Q3
Monetary gold and SDRs	-	-	-	-	-	-	-	-	-	-
Currency and transferable deposits, with	2,856	-474	-971	-787	1,846	-	-	-	-	-
MFIs	2,215	35	-2,234	779	1,355	-	-	-	-	-
other residents	597	-469	1,093	-1,579	56	-	-	-	-	-
rest of the world	44	-39	170	13	435	-	-	-	-	-
Other deposits, with	1,105	-1,566	234	-215	339	-	-	-	-	-
MFIs	1,092	-1,176	-92	-33	297	-	-	-	-	-
other residents	-	-	-	-	-	-	-	-	-	-
rest of the world	13	-390	325	-182	42	-	-	-	-	-
Short-term securities, issued by	2,018	-1,419	-1,293	-1,400	1,828	..	-25
general government	55	-706	145	-835	1,233	-	-	-	-	-
other residents	-25
rest of the world	1,963	-714	-1,437	-565	595	-	-	-	-	-
Bonds, issued by	-4,757	2,781	4,088	1,014	-1,018	298	25	-200	..	698
MFIs	-36	-699	-1,354	-544	-311	-	-	-	-	-
central government: CCTs	433	-250	11	-821	-234	-	-	-	-	-
central government: other	-9,109	-1,709	-2,238	-2,047	-3,129	-	-	-	-	-
local government	-3	-11	-72	-32	-20	-	-	-	-	-
other residents	50	-293	-684	-743	-357	298	25	-200	..	698
rest of the world	3,908	5,743	8,424	5,201	3,033	-	-	-	-	-
Derivates and employee stock options ..	423	355	-216	-1,029	62
Short-term loans, of	-139	-151	452	193	-771
MFIs	-	-	-	-	-	-199	-13	452	-10	-856
other financial corporations
general government	-	-	-	-	-	-	-	-	-	-
other residents	-	-	-	-	-	-	-	-	-	-
rest of the world	-	-	-	-	-	60	-137	..	203	84
Medium and long-term loans, of	1	94	-12	6	2	68	-208	-175	-91	-223
MFIs	-	-	-	-	-	26	-34	-123	42	-264
other financial corporations	1	94	-12	6	2	..	-1	-4
general government	-	-	-	-	-
other residents	-	-	-	-	-	-	-	-	-	-
rest of the world	-	-	-	-	-	42	-174	-51	-133	46
Shares and other equity, issued by	2,016	2,435	-258	-4,100	-1,669	54	47	4,348	-4,142	-137
residents	612	2,168	-864	-3,920	-2,113	54	47	4,348	-4,142	-137
of which: listed shares	-305	443	-368	651	116	1
rest of the world	1,404	267	606	-180	444	-	-	-	-	-
Mutual fund shares, issued by	7,923	1,522	4,695	1,750	3,152	-	-	-	-	-
residents	-34	3,683	-209	2,306	4,524	-	-	-	-	-
rest of the world	7,957	-2,161	4,904	-556	-1,372	-	-	-	-	-
Insurance, pension and standardised guarantee schemes	551	422	-300	219	490	6,313	5,248	3,374	2,881	650
net equity of households	-	-	-	-	-	5,476	4,915	4,730	3,189	1,434
other provisions	551	422	-300	219	490	837	333	-1,356	-308	-784
Other accounts receivable/payable	532	594	426	-72	626	-151	-126	-31	378	86
trade credits	8	8	-267	-267
other	525	586	426	-72	626	116	141	-31	378	86
Total	12,668	4,744	6,392	-4,613	5,659	6,443	4,810	7,769	-781	303

Pension funds

(stocks in millions of euros)

Financial instruments	ASSETS					LIABILITIES				
	2021-Q3	2021-Q4	2022-Q1	2022-Q2	2022-Q3	2021-Q3	2021-Q4	2022-Q1	2022-Q2	2022-Q3
Monetary gold and SDRs	-	-	-	-	-	-	-	-	-	-
Currency and transferable deposits, with	7,321	8,660	8,410	8,472	7,050	-	-	-	-	-
MFIs.....	7,321	8,660	8,410	8,472	7,050	-	-	-	-	-
other residents.....	-	-	-	-	-
rest of the world.....	-	-	-	-	-
Other deposits, with	212	209	74	28	30	-	-	-	-	-
MFIs.....	212	209	74	28	30	-	-	-	-	-
other residents.....	-	-	-	-	-	-	-	-	-	-
rest of the world.....	-	-	-	-	-
Short-term securities, issued by	2,494	2,455	2,157	1,981	2,664	-	-	-	-	-
general government.....	1,697	1,702	1,354	1,166	1,425	-	-	-	-	-
other residents.....	-	-	-	-	-
rest of the world.....	797	754	803	814	1,239	-	-	-	-	-
Bonds, issued by	62,654	62,872	61,386	59,100	57,884	-	-	-	-	-
MFIs.....	881	871	804	711	700	-	-	-	-	-
central government: CCTs.....	548	581	603	532	532	-	-	-	-	-
central government: other.....	13,250	13,472	13,074	11,770	10,944	-	-	-	-	-
local government.....	-	-	-	-	-
other residents.....	835	834	756	696	677	-	-	-	-	-
rest of the world.....	47,139	47,113	46,150	45,391	45,031	-	-	-	-	-
Derivates and employee stock options
Short-term loans, of	41	27	45	18	15
MFIs.....	-	-	-	-	-	41	27	45	18	15
other financial corporations.....	-	-	-	-	-
general government.....	-	-	-	-	-	-	-	-	-	-
other residents.....	-	-	-	-	-	-	-	-	-	-
rest of the world.....	-	-	-	-	-
Medium and long-term loans, of	4	4	4	4	4
MFIs.....	-	-	-	-	-	4	4	4	4	4
other financial corporations.....	-	-	-	-	-
general government.....	-	-	-	-	-	-	-	-	-	-
other residents.....	-	-	-	-	-	-	-	-	-	-
rest of the world.....	-	-	-	-	-	-	-	-	-	-
Shares and other equity, issued by	30,557	32,681	30,374	26,483	25,969	-	-	-	-	-
residents.....	1,650	1,710	1,595	1,487	1,438	-	-	-	-	-
of which: listed shares.....	1,160	1,161	950	836	785	-	-	-	-	-
rest of the world.....	28,907	30,972	28,779	24,997	24,531	-	-	-	-	-
Mutual fund shares, issued by	23,530	23,481	22,696	21,437	21,389	-	-	-	-	-
residents.....	4,781	5,232	5,015	4,911	4,313	-	-	-	-	-
rest of the world.....	18,749	18,249	17,681	16,526	17,076	-	-	-	-	-
Insurance, pension and standardised guarantee schemes	126,606	129,788	126,488	120,148	118,404
net equity of households.....	-	-	-	-	-	126,606	129,788	126,488	120,148	118,404
other provisions.....	-	-	-	-	-
Other accounts receivable/payable
trade credits.....	-	-	-	-	-	-	-	-	-	-
other.....
Total	126,768	130,359	125,096	117,501	114,986	126,651	129,819	126,538	120,170	118,423

Financial accounts

Table 20

[Access to data:](#)

[TFAT0008](#)

Pension funds

(flows in millions of euros)

Financial instruments	ASSETS					LIABILITIES				
	2021-Q3	2021-Q4	2022-Q1	2022-Q2	2022-Q3	2021-Q3	2021-Q4	2022-Q1	2022-Q2	2022-Q3
Monetary gold and SDRs	-	-	-	-	-	-	-	-	-	-
Currency and transferable deposits, with	-1,127	1,338	-250	62	-1,421	-	-	-	-	-
MFIs.....	-1,127	1,338	-250	62	-1,421	-	-	-	-	-
other residents.....	-	-	-	-	-
rest of the world.....	-	-	-	-	-
Other deposits, with	-1	-2	-136	-46	2	-	-	-	-	-
MFIs.....	-1	-2	-136	-46	2	-	-	-	-	-
other residents.....	-	-	-	-	-	-	-	-	-	-
rest of the world.....	-	-	-	-	-
Short-term securities, issued by	-51	-86	-343	-155	642	-	-	-	-	-
general government.....	-145	5	-347	-186	261	-	-	-	-	-
other residents.....	-	-	-	-	-
rest of the world.....	94	-91	4	30	381	-	-	-	-	-
Bonds, issued by	687	456	521	-202	-50	-	-	-	-	-
MFIs.....	-19	-6	-60	-78	-10	-	-	-	-	-
central government: CCTs.....	-9	35	20	-70	3	-	-	-	-	-
central government: other.....	-31	343	-309	-1,074	-722	-	-	-	-	-
local government.....	-	-	-	-	-
other residents.....	21	3	-69	-34	-20	-	-	-	-	-
rest of the world.....	724	82	939	1,054	698	-	-	-	-	-
Derivates and employee stock options
Short-term loans, of	26	-14	18	-28	-2
MFIs.....	-	-	-	-	-	26	-14	18	-28	-2
other financial corporations.....	-	-	-	-	-
general government.....	-	-	-	-	-	-	-	-	-	-
other residents.....	-	-	-	-	-	-	-	-	-	-
rest of the world.....	-	-	-	-	-
Medium and long-term loans, of	1
MFIs.....	-	-	-	-	-	1
other financial corporations.....	-	-	-	-	-
general government.....	-	-	-	-	-	-	-	-	-	-
other residents.....	-	-	-	-	-	-	-	-	-	-
rest of the world.....	-	-	-	-	-	-	-	-	-	-
Shares and other equity, issued by	98	-573	-539	-393	-409	-	-	-	-	-
residents.....	-20	11	-87	-36	-39	-	-	-	-	-
<i>of which</i> : listed shares.....	-20	-52	-183	-40	-40	-	-	-	-	-
rest of the world.....	118	-584	-452	-357	-370	-	-	-	-	-
Mutual fund shares, issued by	585	-536	178	298	446	-	-	-	-	-
residents.....	605	324	13	213	-62	-	-	-	-	-
rest of the world.....	-20	-860	165	85	508	-	-	-	-	-
Insurance, pension and standardised guarantee schemes	609	2,081	1,826	1,673	1,076
net equity of households.....	-	-	-	-	-	609	2,081	1,826	1,673	1,076
other provisions.....	-	-	-	-	-
Other accounts receivable/payable
trade credits.....	-	-	-	-	-	-	-	-	-	-
other.....
Total	191	597	-569	-436	-791	635	2,067	1,845	1,646	1,074

Central government

(stocks in millions of euros)

Financial instruments	ASSETS					LIABILITIES				
	2021-Q3	2021-Q4	2022-Q1	2022-Q2	2022-Q3	2021-Q3	2021-Q4	2022-Q1	2022-Q2	2022-Q3
Monetary gold and SDRs	-	-	-	-	-	-	-	-	-	-
Currency and transferable deposits, with	109,904	61,394	110,116	102,114	65,540	175,077	177,817	190,398	191,962	187,268
MFIs	95,626	44,587	84,917	75,007	45,918	-	-	-	-	-
other residents	10,278	12,807	18,199	20,106	18,271	175,077	177,817	190,398	191,962	187,268
rest of the world	4,000	4,000	7,000	7,000	1,351	-	-	-	-	-
Other deposits, with	11,980	13,298	17,395	13,528	10,781	62,451	60,442	58,078	57,323	56,611
MFIs	7,599	8,946	13,095	13,507	10,760	-	-	-	-	-
other residents	-	-	-	-	-	62,451	60,442	58,078	57,323	56,611
rest of the world	4,381	4,352	4,300	21	21	-	-	-	-	-
Short-term securities, issued by	149	51	1	..	184	124,403	113,808	112,399	110,074	108,728
general government	149	51	1	..	184	124,403	113,808	112,399	110,074	108,728
other residents	-	-	-	-	-	-	-	-	-	-
rest of the world	-	-	-	-	-	-	-	-	-	-
Bonds, issued by	22,161	22,611	40,450	39,303	38,934	2,442,084	2,397,635	2,380,582	2,235,314	2,098,502
MFIs	11	13	14	12	20	-	-	-	-	-
central government: CCTs	134	134	134	137	138	142,386	147,516	155,330	142,899	145,067
central government: other	19,392	19,656	36,871	36,083	35,754	2,299,698	2,250,119	2,225,252	2,092,415	1,953,434
local government	-	-	-	-	-
other residents	1,668	1,851	1,835	1,838	1,823	-	-	-	-	-
rest of the world	955	957	1,597	1,232	1,199	-	-	-	-	-
Derivates and employee stock options	1,661	7,501	20,868	19,041	10,171	1,492	1,092
Short-term loans, of	13,756	8,236	23,026	31,099	30,634
MFIs	-	-	-	-	-	9,684	4,014	19,148	25,822	24,910
other financial corporations	-	-	-	-	-	4,072	4,222	3,878	4,364	4,005
general government	-	-	-	-	-
other residents	-	-	-	-	-	-	-	-	-	-
rest of the world	-	-	-	-	-	913	1,720
Medium and long-term loans, of	132,666	132,095	129,891	128,712	130,470	139,619	137,137	137,044	146,807	147,176
MFIs	-	-	-	-	-	41,839	40,363	40,403	39,817	40,151
other financial corporations	-	-	-	-	-	2,138	2,098	2,089	2,039	2,065
general government	132,666	132,095	129,891	128,712	130,470	650	574	575	537	539
other residents	-	-	-	-	-	3,504	2,037	2,087	1,787	1,907
rest of the world	-	-	-	-	-	91,489	92,064	91,890	102,626	102,515
Shares and other equity, issued by	133,720	133,486	135,674	133,108	129,857	-	-	-	-	-
residents	116,816	116,541	118,671	115,959	112,574	-	-	-	-	-
of which: listed shares	24,728	25,455	23,364	20,521	17,148	-	-	-	-	-
rest of the world	16,904	16,945	17,003	17,149	17,282	-	-	-	-	-
Mutual fund shares, issued by	71	71	71	71	71	-	-	-	-	-
residents	67	67	67	67	67	-	-	-	-	-
rest of the world	4	4	4	4	4	-	-	-	-	-
Insurance, pension and standardised guarantee schemes	80	81	59	39	19	25,399	26,963	28,010	29,215	29,676
net equity of households	-	-	-	-	-	-	-	-	-	-
other provisions	80	81	59	39	19	25,399	26,963	28,010	29,215	29,676
Other accounts receivable/payable	64,349	70,275	62,644	66,832	66,201	40,069	40,609	39,938	31,905	39,447
trade credits	-	-	-	-	-	4,814	4,628	5,098	4,760	4,281
other	64,349	70,275	62,644	66,832	66,201	35,255	35,981	34,840	27,145	35,166
Total	475,080	433,363	496,301	485,368	449,556	3,043,725	2,981,688	2,979,646	2,835,191	2,699,135

Central government

(flows in millions of euros)

Financial instruments	ASSETS					LIABILITIES				
	2021-Q3	2021-Q4	2022-Q1	2022-Q2	2022-Q3	2021-Q3	2021-Q4	2022-Q1	2022-Q2	2022-Q3
Monetary gold and SDRs	-	-	-	-	-	-	-	-	-	-
Currency and transferable deposits, with	15,079	-49,653	48,704	-8,053	-36,619	-3,409	2,740	12,582	1,563	-4,694
MFIs	12,232	-52,181	40,312	-9,960	-29,134	-	-	-	-	-
other residents	2,847	2,529	5,392	1,907	-1,836	-3,409	2,740	12,582	1,563	-4,694
rest of the world	3,000	..	-5,649	-	-	-	-	-
Other deposits, with	-4,624	1,318	4,097	-3,867	-2,746	-694	-2,008	-2,364	-755	-712
MFIs	-4,326	1,347	4,149	412	-2,746	-	-	-	-	-
other residents	-	-	-	-	-	-694	-2,008	-2,364	-755	-712
rest of the world	-299	-29	-52	-4,279	..	-	-	-	-	-
Short-term securities, issued by	-98	-50	-1	184	897	-10,737	-1,516	-2,036	-605
general government	-98	-50	-1	184	897	-10,737	-1,516	-2,036	-605
other residents	-	-	-	-	-	-	-	-	-	-
rest of the world	-	-	-	-	-	-	-	-	-	-
Bonds, issued by	70	455	17,889	-1,103	-328	-4,941	-6,337	74,786	10,023	-18,380
MFIs	-	-	-	-	-
central government: CCTs	3	1	9,321	5,644	7,590	-11,048	3,132
central government: other	89	264	17,215	-788	-329	-14,262	-11,980	67,196	21,071	-21,512
local government	-	-	-	-	-
other residents	2	183	-16	3	-15	-	-	-	-	-
rest of the world	-21	9	690	-321	16	-	-	-	-	-
Derivates and employee stock options ..	353	-207	677	757	846
Short-term loans, of	3,374	-5,519	14,790	8,073	-465
MFIs	-	-	-	-	-	3,044	-5,670	15,134	6,674	-913
other financial corporations	-	-	-	-	-	330	151	-344	487	-359
general government	-	-	-	-	-
other residents	-	-	-	-	-	-	-	-	-	-
rest of the world	-	-	-	-	-	913	807
Medium and long-term loans, of	697	-886	-2,205	-1,178	1,757	16,041	-2,483	-93	9,763	369
MFIs	-	-	-	-	-	-206	-1,476	40	-586	334
other financial corporations	-	-	-	-	-	-8	-39	-9	-50	25
general government	697	-886	-2,205	-1,178	1,757	2	-75	..	-38	1
other residents	-	-	-	-	-	232	-1,467	50	-300	120
rest of the world	-	-	-	-	-	16,020	575	-174	10,736	-111
Shares and other equity, issued by	562	-980	4,282	285	139	-	-	-	-	-
residents	536	-1,021	4,225	138	5	-	-	-	-	-
<i>of which:</i> listed shares	-2,210	728	-2,091	-2,843	-3,373	-	-	-	-	-
rest of the world	25	41	57	147	133	-	-	-	-	-
Mutual fund shares, issued by	-	-	-	-	-
residents	-	-	-	-	-
rest of the world	-	-	-	-	-
Insurance, pension and standardised guarantee schemes	1	..	-2	1,198	1,564	1,047	1,205	461
net equity of households	-	-	-	-	-	-	-	-	-	-
other provisions	1	..	-2	1,198	1,564	1,047	1,205	461
Other accounts receivable/payable	-2,010	5,926	-7,631	4,189	-632	18,616	540	-671	-8,034	7,543
trade credits	-	-	-	-	-	24	-186	470	-338	-478
other	-2,010	5,926	-7,631	4,189	-632	18,592	726	-1,141	-7,695	8,021
Total	10,127	-44,124	65,761	-8,972	-37,399	31,082	-22,239	98,561	19,802	-16,483

Local government

(stocks in millions of euros)

Financial instruments	ASSETS					LIABILITIES				
	2021-Q3	2021-Q4	2022-Q1	2022-Q2	2022-Q3	2021-Q3	2021-Q4	2022-Q1	2022-Q2	2022-Q3
Monetary gold and SDRs	-	-	-	-	-	-	-	-	-	-
Currency and transferable deposits, with	14,563	14,677	14,437	14,893	14,990	-	-	-	-	-
MFIs.....	14,563	14,677	14,437	14,893	14,990	-	-	-	-	-
other residents.....	-	-	-	-	-
rest of the world.....	-	-	-	-	-
Other deposits, with	3,846	3,712	4,144	4,047	4,104	-	-	-	-	-
MFIs.....	3,846	3,712	4,144	4,047	4,104	-	-	-	-	-
other residents.....	-	-	-	-	-	-	-	-	-	-
rest of the world.....	-	-	-	-	-
Short-term securities, issued by	27	28	10	4	2
general government.....	27	28	10	4	2
other residents.....	-	-	-	-	-	-	-	-	-	-
rest of the world.....	-	-	-	-	-	-	-	-	-	-
Bonds, issued by	3,197	3,131	3,028	2,989	3,024	11,686	11,391	11,293	10,929	10,538
MFIs.....	523	523	523	523	523	-	-	-	-	-
central government: CCTs.....	190	184	184	151	221	-	-	-	-	-
central government: other.....	2,217	2,162	2,086	2,087	2,062	-	-	-	-	-
local government.....	11,686	11,391	11,293	10,929	10,538
other residents.....	222	230	193	184	101	-	-	-	-	-
rest of the world.....	45	31	42	44	116	-	-	-	-	-
Derivates and employee stock options	758	674	521	353	277
Short-term loans, of	-	-	-	-	-	4,137	4,088	4,057	4,218	3,786
MFIs.....	-	-	-	-	-	3,471	3,385	3,439	3,584	3,115
other financial corporations.....	-	-	-	-	-	666	703	618	633	670
general government.....	-	-	-	-	-	-	-	-	-	-
other residents.....	-	-	-	-	-	-	-	-	-	-
rest of the world.....	-	-	-	-	-	-	-	-	-	-
Medium and long-term loans, of	11,057	10,830	10,813	10,792	10,857	105,343	104,916	104,756	102,880	103,154
MFIs.....	-	-	-	-	-	61,815	61,361	63,485	62,330	62,556
other financial corporations.....	-	-	-	-	-	7,909	8,040	7,940	7,862	7,862
general government.....	11,057	10,830	10,813	10,792	10,857	32,093	31,872	29,661	29,145	29,140
other residents.....	-	-	-	-	-	-	-	-	-	-
rest of the world.....	-	-	-	-	-	3,525	3,643	3,670	3,544	3,596
Shares and other equity, issued by	12,855	12,977	12,984	13,031	13,079
residents.....	12,756	12,897	12,908	12,955	13,003
of which: listed shares.....	3,494	3,360	3,063	2,449	2,053	-	-	-	-	-
rest of the world.....	99	81	76	76	76	-	-	-	-	-
Mutual fund shares, issued by	107	115	123	119	113	-	-	-	-	-
residents.....	62	62	62	62	62	-	-	-	-	-
rest of the world.....	45	53	61	57	51	-	-	-	-	-
Insurance, pension and standardised guarantee schemes	1,072	1,078	1,050	1,043	1,027	-	-	-	-	-
net equity of households.....	-	-	-	-	-	-	-	-	-	-
other provisions.....	1,072	1,078	1,050	1,043	1,027	-	-	-	-	-
Other accounts receivable/payable	22,018	22,495	21,535	22,982	21,333	59,448	62,680	63,041	63,101	61,033
trade credits.....	-	-	-	-	-	42,785	44,895	45,563	45,635	44,616
other.....	22,018	22,495	21,535	22,982	21,333	16,662	17,784	17,478	17,466	16,418
Total	68,743	69,044	68,124	69,900	68,529	181,371	183,748	183,667	181,481	178,789

Local government

(flows in millions of euros)

Financial instruments	ASSETS					LIABILITIES				
	2021-Q3	2021-Q4	2022-Q1	2022-Q2	2022-Q3	2021-Q3	2021-Q4	2022-Q1	2022-Q2	2022-Q3
Monetary gold and SDRs	-	-	-	-	-	-	-	-	-	-
Currency and transferable deposits, with	79	113	-240	457	97	-	-	-	-	-
MFIs.....	79	113	-240	457	97	-	-	-	-	-
other residents.....	-	-	-	-	-
rest of the world.....	-	-	-	-	-
Other deposits, with	-103	-134	432	-96	57	-	-	-	-	-
MFIs.....	-103	-134	432	-96	57	-	-	-	-	-
other residents.....	-	-	-	-	-	-	-	-	-	-
rest of the world.....	-	-	-	-	-
Short-term securities, issued by	-5	1	-18	-6	-2
general government.....	-5	1	-18	-6	-2
other residents.....	-	-	-	-	-	-	-	-	-	-
rest of the world.....	-	-	-	-	-	-	-	-	-	-
Bonds, issued by	59	-22	-4	122	178	-171	-294	-100	-368	-393
MFIs.....	-	-	-	-	-
central government: CCTs.....	161	-6	..	-31	72	-	-	-	-	-
central government: other.....	-100	-16	21	153	106	-	-	-	-	-
local government.....	-171	-294	-100	-368	-393
other residents.....	2	12	-36	-4	-78	-	-	-	-	-
rest of the world.....	-4	-13	11	4	78	-	-	-	-	-
Derivates and employee stock options..	..	206
Short-term loans, of	-	-	-	-	-	-394	-50	-31	161	-432
MFIs.....	-	-	-	-	-	-329	-86	54	145	-469
other financial corporations.....	-	-	-	-	-	-65	37	-85	16	37
general government.....	-	-	-	-	-	-	-	-	-	-
other residents.....	-	-	-	-	-	-	-	-	-	-
rest of the world.....	-	-	-	-	-	-	-	-	-	-
Medium and long-term loans, of	-50	-227	-17	-21	65	222	-427	-160	-1,876	274
MFIs.....	-	-	-	-	-	10	-454	2,124	-1,155	226
other financial corporations.....	-	-	-	-	-	-43	131	-100	-78	..
general government.....	-50	-227	-17	-21	65	172	-222	-2,211	-516	-5
other residents.....	-	-	-	-	-	-	-	-	-	-
rest of the world.....	-	-	-	-	-	84	118	27	-126	53
Shares and other equity, issued by	-49	137	8	48	48
residents.....	-49	141	12	47	48
<i>of which</i> : listed shares.....	109	-134	-297	-614	-396	-	-	-	-	-
rest of the world.....	1	-4	-4	1	..	-	-	-	-	-
Mutual fund shares, issued by	3	8	10	..	-4	-	-	-	-	-
residents.....	-	-	-	-	-
rest of the world.....	3	8	10	..	-4	-	-	-	-	-
Insurance, pension and standardised guarantee schemes	17	7	-27	-6	-16	-	-	-	-	-
net equity of households.....	-	-	-	-	-	-	-	-	-	-
other provisions.....	17	7	-27	-6	-16	-	-	-	-	-
Other accounts receivable/payable	-2,085	477	-960	1,446	-1,649	-1,781	3,232	361	61	-2,068
trade credits.....	-	-	-	-	-	-1,442	2,110	668	72	-1,020
other.....	-2,085	477	-960	1,446	-1,649	-339	1,122	-306	-12	-1,048
Total	-2,135	565	-816	1,942	-1,226	-2,124	2,461	71	-2,022	-2,619

Social security funds

(stocks in millions of euros)

Financial instruments	ASSETS					LIABILITIES				
	2021-Q3	2021-Q4	2022-Q1	2022-Q2	2022-Q3	2021-Q3	2021-Q4	2022-Q1	2022-Q2	2022-Q3
Monetary gold and SDRs	-	-	-	-	-	-	-	-	-	-
Currency and transferable deposits, with	10,237	9,892	9,564	10,071	9,649	-	-	-	-	-
MFIs	10,237	9,892	9,564	10,071	9,649	-	-	-	-	-
other residents	-	-	-	-	-
rest of the world	-	-	-	-	-
Other deposits, with	385	646	411	412	992	-	-	-	-	-
MFIs	385	646	411	412	992	-	-	-	-	-
other residents	-	-	-	-	-	-	-	-	-	-
rest of the world	-	-	-	-	-
Short-term securities, issued by	24	28	35	15	114	-	-	-	-	-
general government	24	28	35	15	114	-	-	-	-	-
other residents	-	-	-	-	-	-	-	-	-	-
rest of the world	-	-	-	-	-	-	-	-	-	-
Bonds, issued by	31,026	31,674	32,047	31,090	31,036	-	-	-	-	-
MFIs	1,081	1,081	1,081	1,081	1,081	-	-	-	-	-
central government: CCTs	130	130	65	41	29	-	-	-	-	-
central government: other	10,437	10,309	10,450	9,903	9,868	-	-	-	-	-
local government	54	54	53	53	52	-	-	-	-	-
other residents	9,503	9,734	9,685	9,924	10,251	-	-	-	-	-
rest of the world	9,821	10,366	10,714	10,087	9,754	-	-	-	-	-
Derivates and employee stock options
Short-term loans, of	-	-	-	-	-	109	75	71	126	107
MFIs	-	-	-	-	-	109	75	71	126	107
other financial corporations	-	-	-	-	-	-	-	-	-	-
general government	-	-	-	-	-
other residents	-	-	-	-	-	-	-	-	-	-
rest of the world	-	-	-	-	-	-	-	-	-	-
Medium and long-term loans, of	4,431	4,329	4,284	4,217	4,200	13	20	20	19	15
MFIs	-	-	-	-	-	13	20	20	19	15
other financial corporations	-	-	-	-	-
general government	4,431	4,329	4,284	4,217	4,200	-	-	-	-	-
other residents	-	-	-	-	-	-	-	-	-	-
rest of the world	-	-	-	-	-	-	-	-	-	-
Shares and other equity, issued by	7,860	8,043	8,505	8,301	8,299	-	-	-	-	-
residents	5,265	5,805	6,878	6,623	6,638	-	-	-	-	-
of which: listed shares	516	543	502	428	409	-	-	-	-	-
rest of the world	2,595	2,238	1,626	1,678	1,661	-	-	-	-	-
Mutual fund shares, issued by	40,348	42,595	42,969	41,424	40,901	-	-	-	-	-
residents	9,247	10,170	10,019	10,289	10,748	-	-	-	-	-
rest of the world	31,101	32,424	32,950	31,135	30,153	-	-	-	-	-
Insurance, pension and standardised guarantee schemes	-	-	-	-	-
net equity of households	-	-	-	-	-	-	-	-	-	-
other provisions	-	-	-	-	-
Other accounts receivable/payable	23,291	30,100	24,681	28,714	25,681	15,410	17,223	21,658	20,877	18,237
trade credits	-	-	-	-	-	2,343	2,368	2,393	2,418	2,443
other	23,291	30,100	24,681	28,714	25,681	13,068	14,855	19,265	18,458	15,794
Total	117,601	127,305	122,496	124,245	120,871	15,532	17,318	21,749	21,022	18,359

Social security funds

(flows in millions of euros)

Financial instruments	ASSETS					LIABILITIES				
	2021-Q3	2021-Q4	2022-Q1	2022-Q2	2022-Q3	2021-Q3	2021-Q4	2022-Q1	2022-Q2	2022-Q3
Monetary gold and SDRs	-	-	-	-	-	-	-	-	-	-
Currency and transferable deposits, with	378	-345	-328	508	-423	-	-	-	-	-
MFIs	378	-345	-328	508	-423	-	-	-	-	-
other residents	-	-	-	-	-
rest of the world	-	-	-	-	-
Other deposits, with	29	261	-234	1	579	-	-	-	-	-
MFIs	29	261	-234	1	579	-	-	-	-	-
other residents	-	-	-	-	-	-	-	-	-	-
rest of the world	-	-	-	-	-
Short-term securities, issued by	7	4	8	-20	99	-	-	-	-	-
general government	7	4	8	-20	99	-	-	-	-	-
other residents	-	-	-	-	-	-	-	-	-	-
rest of the world	-	-	-	-	-	-	-	-	-	-
Bonds, issued by	-478	815	791	-215	555	-	-	-	-	-
MFIs	-	-	-	-	-
central government: CCTs	6	1	-65	-23	-12	-	-	-	-	-
central government: other	-217	39	557	195	574	-	-	-	-	-
local government.....	-1	..	-1	..	-1	-	-	-	-	-
other residents	-183	240	-372	-167	153	-	-	-	-	-
rest of the world	-83	536	671	-220	-159	-	-	-	-	-
Derivates and employee stock options..
Short-term loans, of	-	-	-	-	-	25	-34	-4	56	-19
MFIs	-	-	-	-	-	25	-34	-4	56	-19
other financial corporations.....	-	-	-	-	-	-	-	-	-	-
general government	-	-	-	-	-
other residents	-	-	-	-	-	-	-	-	-	-
rest of the world	-	-	-	-	-	-	-	-	-	-
Medium and long-term loans, of	-62	-102	-45	-67	-17	-1	7	..	-1	-4
MFIs	-	-	-	-	-	-1	7	..	-1	-4
other financial corporations.....	-	-	-	-	-
general government	-62	-102	-45	-67	-17	-	-	-	-	-
other residents	-	-	-	-	-	-	-	-	-	-
rest of the world	-	-	-	-	-	-	-	-	-	-
Shares and other equity, issued by	7	-15	555	18	9	-	-	-	-	-
residents	274	541	1,073	-255	14	-	-	-	-	-
<i>of which:</i> listed shares.....	-	-	-	-	-
rest of the world	-267	-556	-518	273	-5	-	-	-	-	-
Mutual fund shares, issued by	791	1,674	1,226	827	374	-	-	-	-	-
residents	580	923	-151	270	459	-	-	-	-	-
rest of the world	211	751	1,377	557	-85	-	-	-	-	-
Insurance, pension and standardised										
guarantee schemes	-	-	-	-	-
net equity of households	-	-	-	-	-	-	-	-	-	-
other provisions.....	-	-	-	-	-
Other accounts receivable/payable	-3,572	6,809	-5,419	4,033	-3,033	742	1,813	4,435	-781	-2,640
trade credits	-	-	-	-	-	27	25	25	25	25
other.....	-3,572	6,809	-5,419	4,033	-3,033	715	1,787	4,410	-807	-2,665
Total	-2,899	9,101	-3,447	5,084	-1,855	766	1,785	4,431	-727	-2,663

Households and non-profit institutions serving households

(stocks in millions of euros)

Financial instruments	ASSETS					LIABILITIES				
	2021-Q3	2021-Q4	2022-Q1	2022-Q2	2022-Q3	2021-Q3	2021-Q4	2022-Q1	2022-Q2	2022-Q3
Monetary gold and SDRs	-	-	-	-	-	-	-	-	-	-
Currency and transferable deposits, with	1,172,360	1,203,614	1,216,927	1,220,668	1,225,828	-	-	-	-	-
MFIs	1,091,445	1,121,290	1,136,536	1,140,741	1,145,158	-	-	-	-	-
other residents	49,537	50,945	49,013	48,548	49,292	-	-	-	-	-
rest of the world	31,379	31,379	31,379	31,379	31,379	-	-	-	-	-
Other deposits, with	429,926	422,919	420,209	414,422	412,707	-	-	-	-	-
MFIs	372,380	367,419	367,079	362,121	361,178	-	-	-	-	-
other residents	57,546	55,499	53,130	52,301	51,529	-	-	-	-	-
rest of the world	-	-	-	-	-
Short-term securities, issued by	1,185	1,056	1,084	1,052	1,569	-	-	-	-	-
general government.....	1,001	829	796	784	1,197	-	-	-	-	-
other residents	1	..	1	3	-	-	-	-	-
rest of the world	184	226	288	266	369	-	-	-	-	-
Bonds, issued by	234,395	226,123	215,902	222,318	224,494	-	-	-	-	-
MFIs	30,573	27,553	24,568	25,636	26,436	-	-	-	-	-
central government: CCTs	1,292	1,496	935	343	434	-	-	-	-	-
central government: other	119,923	119,011	115,038	121,714	121,598	-	-	-	-	-
local government.....	4	3	3	3	3	-	-	-	-	-
other residents	12,096	9,969	10,600	10,076	10,442	-	-	-	-	-
rest of the world	70,508	68,090	64,758	64,545	65,581	-	-	-	-	-
Derivates and employee stock options..	668	664	5,974	5,689	5,873	21	30	39	54	233
Short-term loans, of	10,114	10,323	10,394	10,523	10,669	41,551	46,101	46,901	47,583	47,638
MFIs	-	-	-	-	-	38,574	42,747	43,615	44,302	44,419
other financial corporations.....	-	-	-	-	-	2,976	3,354	3,285	3,282	3,219
general government.....	-	-	-	-	-	-	-	-	-	-
other residents	10,114	10,323	10,394	10,523	10,669	-	-	-	-	-
rest of the world	-	-	-	-	-	-	-	-	-	-
Medium and long-term loans, of	-	-	-	-	-	722,460	727,712	732,448	741,156	745,791
MFIs	-	-	-	-	-	617,711	620,128	625,687	630,968	635,032
other financial corporations.....	-	-	-	-	-	100,304	103,241	102,462	105,956	106,545
general government.....	-	-	-	-	-	4,446	4,344	4,299	4,232	4,215
other residents	-	-	-	-	-	-	-	-	-	-
rest of the world	-	-	-	-	-	-	-	-	-	-
Shares and other equity, issued by	1,208,981	1,247,679	1,171,060	1,112,451	1,071,195	-	-	-	-	-
residents	1,105,518	1,140,336	1,064,228	1,009,419	968,188	-	-	-	-	-
of which: listed shares.....	70,909	75,278	69,379	61,001	56,535	-	-	-	-	-
rest of the world	103,463	107,343	106,833	103,033	103,006	-	-	-	-	-
Mutual fund shares, issued by	736,896	767,757	726,579	678,569	663,695	-	-	-	-	-
residents	224,731	231,064	219,824	206,887	199,352	-	-	-	-	-
rest of the world	512,165	536,693	506,754	471,682	464,343	-	-	-	-	-
Insurance, pension and standardised guarantee schemes	1,201,210	1,210,783	1,165,934	1,098,248	1,071,467	39,000	39,127	39,255	39,384	39,513
net equity of households	1,171,925	1,181,789	1,137,733	1,070,178	1,043,868	39,000	39,127	39,255	39,384	39,513
other provisions.....	29,285	28,994	28,200	28,071	27,599	-	-	-	-	-
Other accounts receivable/payable	126,661	146,314	137,835	141,699	142,657	170,013	188,658	169,677	183,099	179,062
trade credits	105,525	112,708	103,245	110,106	109,613	98,757	105,925	96,561	103,491	103,155
other.....	21,137	33,606	34,590	31,593	33,044	71,256	82,733	73,116	79,608	75,907
Total	5,122,397	5,237,231	5,071,898	4,905,640	4,830,153	973,045	1,001,628	988,319	1,011,275	1,012,236

Households and non-profit institutions serving households

(flows in millions of euros)

Financial instruments	ASSETS					LIABILITIES				
	2021-Q3	2021-Q4	2022-Q1	2022-Q2	2022-Q3	2021-Q3	2021-Q4	2022-Q1	2022-Q2	2022-Q3
Monetary gold and SDRs	-	-	-	-	-	-	-	-	-	-
Currency and transferable deposits, with	19,884	31,253	13,314	3,740	5,161	-	-	-	-	-
MFIs	19,280	29,846	15,245	4,206	4,416	-	-	-	-	-
other residents	604	1,407	-1,931	-466	744	-	-	-	-	-
rest of the world	-	-	-	-	-
Other deposits, with	-3,325	-7,007	-2,710	-5,787	-1,715	-	-	-	-	-
MFIs	-2,572	-4,960	-340	-4,958	-943	-	-	-	-	-
other residents	-753	-2,047	-2,370	-829	-772	-	-	-	-	-
rest of the world	-	-	-	-	-
Short-term securities, issued by	19	-136	32	-33	525	-	-	-	-	-
general government	-23	-171	-32	-9	421	-	-	-	-	-
other residents	1	-1	1	1	-	-	-	-	-
rest of the world	42	34	64	-25	104	-	-	-	-	-
Bonds, issued by	-9,058	-5,343	-2,917	19,483	10,196	-	-	-	-	-
MFIs	-2,694	-2,416	-2,285	3,512	1,907	-	-	-	-	-
central government: CCTs	43	160	-539	-542	102	-	-	-	-	-
central government: other	-5,678	1,020	667	15,377	6,003	-	-	-	-	-
local government	-	-	-	-	-
other residents	567	-2,090	584	-735	636	-	-	-	-	-
rest of the world	-1,296	-2,017	-1,343	1,871	1,549	-	-	-	-	-
Derivates and employee stock options	7	7	7
Short-term loans, of	215	209	71	129	146	-24	2,114	835	1,260	713
MFIs	-	-	-	-	-	30	1,736	904	1,263	775
other financial corporations	-	-	-	-	-	-54	378	-69	-4	-62
general government	-	-	-	-	-	-	-	-	-	-
other residents	215	209	71	129	146	-	-	-	-	-
rest of the world	-	-	-	-	-	-	-	-	-	-
Medium and long-term loans, of	-	-	-	-	-	3,739	7,019	4,685	10,813	4,732
MFIs	-	-	-	-	-	4,688	2,645	5,559	6,989	3,928
other financial corporations	-	-	-	-	-	-887	4,476	-829	3,891	821
general government	-	-	-	-	-	-62	-102	-45	-67	-17
other residents	-	-	-	-	-	-	-	-	-	-
rest of the world	-	-	-	-	-	-	-	-	-	-
Shares and other equity, issued by	-15,122	-2,252	-12,175	5,236	-20,327	-	-	-	-	-
residents	-15,888	-2,783	-14,266	2,219	-20,537	-	-	-	-	-
<i>of which:</i> listed shares	-606	2,030	76	1,534	1,122	-	-	-	-	-
rest of the world	766	531	2,091	3,017	210	-	-	-	-	-
Mutual fund shares, issued by	8,645	16,195	-2,512	529	-7,194	-	-	-	-	-
residents	-1,751	2,369	-1,069	-2,230	-6,591	-	-	-	-	-
rest of the world	10,396	13,826	-1,443	2,759	-603	-	-	-	-	-
Insurance, pension and standardised guarantee schemes	7,275	7,015	6,061	5,220	3,144	125	127	128	129	129
net equity of households	7,031	6,874	6,851	5,335	3,595	125	127	128	129	129
other provisions	244	140	-790	-115	-451	-	-	-	-	-
Other accounts receivable/payable	466	11,770	-8,479	3,864	957	-2,406	18,645	-18,981	13,422	-4,037
trade credits	2,807	7,184	-9,463	6,861	-493	2,711	7,168	-9,364	6,930	-337
other	-2,341	4,587	984	-2,996	1,451	-5,117	11,477	-9,617	6,492	-3,701
Total	8,999	51,703	-9,307	32,388	-9,098	1,434	27,905	-13,333	25,624	1,536

Rest of the world

(stocks in millions of euros)

Financial instruments	ASSETS					LIABILITIES				
	2021-Q3	2021-Q4	2022-Q1	2022-Q2	2022-Q3	2021-Q3	2021-Q4	2022-Q1	2022-Q2	2022-Q3
Monetary gold and SDRs	25,576	25,979	26,176	26,870	27,599	142,278	152,210	162,631	163,358	161,910
Currency and transferable deposits, with	598,241	665,577	678,170	716,300	797,478	208,769	203,664	213,974	217,938	227,448
MFIs	597,856	665,244	677,334	712,595	793,003	-	-	-	-	-
other residents	385	332	836	3,705	4,475	-	-	-	-	-
rest of the world	-	-	-	-	-	208,769	203,664	213,974	217,938	227,448
Other deposits, with	227,953	225,687	251,766	241,566	254,356	82,172	79,196	85,176	82,443	77,351
MFIs	227,953	225,687	251,766	241,566	254,356	-	-	-	-	-
other residents	-	-	-	-	-	-	-	-	-	-
rest of the world	-	-	-	-	-	82,172	79,196	85,176	82,443	77,351
Short-term securities, issued by	91,244	88,468	92,528	95,462	87,807	22,219	24,717	20,131	21,846	24,666
general government	88,177	84,945	89,295	90,921	85,124	-	-	-	-	-
other residents	3,067	3,523	3,233	4,541	2,683	-	-	-	-	-
rest of the world	-	-	-	-	-	22,219	24,717	20,131	21,846	24,666
Bonds, issued by	1,005,675	974,620	933,873	842,132	791,240	670,886	685,229	678,434	649,332	636,923
MFIs	132,146	129,735	122,022	111,447	107,066	-	-	-	-	-
central government: CCTs	14,041	15,516	19,557	17,579	18,600	-	-	-	-	-
central government: other	673,155	632,874	601,267	531,700	484,961	-	-	-	-	-
local government	9,146	9,030	8,752	8,199	7,761	-	-	-	-	-
other residents	177,186	187,465	182,274	173,206	172,850	-	-	-	-	-
rest of the world	-	-	-	-	-	670,886	685,229	678,434	649,332	636,923
Derivates and employee stock options..	100,612	128,325	133,152	133,283	156,272	59,781	89,646	113,530	138,433	176,527
Short-term loans, of	105,559	111,223	133,161	145,490	133,536	73,129	79,799	80,006	76,013	77,819
MFIs	-	-	-	-	-	54,549	61,094	61,388	58,058	59,406
other financial corporations	-	-	-	-	-	7,412	6,900	6,644	6,527	6,509
general government	-	-	-	-	-
other residents	-	-	-	-	-	11,168	11,805	11,973	11,428	11,904
rest of the world	105,559	111,223	133,161	145,490	133,536	-	-	-	-	-
Medium and long-term loans, of	232,411	235,809	237,380	250,410	254,741	154,275	154,885	152,189	153,304	154,948
MFIs	-	-	-	-	-	75,281	75,997	74,451	74,676	77,880
other financial corporations	-	-	-	-	-	14,662	15,312	14,299	15,530	14,382
general government	-	-	-	-	-	48,213	47,889	47,741	47,616	47,456
other residents	-	-	-	-	-	16,120	15,687	15,698	15,481	15,230
rest of the world	232,411	235,809	237,380	250,410	254,741	-	-	-	-	-
Shares and other equity, issued by	628,151	634,811	610,219	572,716	560,827	716,725	723,713	723,032	708,924	715,495
residents	628,151	634,811	610,219	572,716	560,827	-	-	-	-	-
of which: listed shares	280,244	280,932	253,651	216,250	200,643	-	-	-	-	-
rest of the world	-	-	-	-	-	716,725	723,713	723,032	708,924	715,495
Mutual fund shares, issued by	30,020	31,608	33,183	34,689	34,672	959,085	991,402	945,676	877,458	860,506
residents	30,020	31,608	33,183	34,689	34,672	-	-	-	-	-
rest of the world	-	-	-	-	-	959,085	991,402	945,676	877,458	860,506
Insurance, pension and standardised										
guarantee schemes	3,198	3,312	3,354	3,253	3,287	41,404	41,670	41,406	41,642	41,936
net equity of households	1,599	1,656	1,677	1,627	1,644	37,150	36,993	37,028	37,040	36,840
other provisions	1,599	1,656	1,677	1,627	1,644	4,254	4,677	4,378	4,602	5,096
Other accounts receivable/payable	128,158	122,775	132,077	148,735	158,699	132,953	142,396	147,613	155,598	181,107
trade credits	92,049	97,567	106,949	112,992	122,624	98,878	107,080	114,395	122,128	126,932
other	36,109	25,208	25,128	35,743	36,075	34,075	35,315	33,218	33,470	54,175
Total	3,176,797	3,248,193	3,265,040	3,210,907	3,260,513	3,263,676	3,368,528	3,363,798	3,286,288	3,336,636

Rest of the world

(flows in millions of euros)

Financial instruments	ASSETS					LIABILITIES				
	2021-Q3	2021-Q4	2022-Q1	2022-Q2	2022-Q3	2021-Q3	2021-Q4	2022-Q1	2022-Q2	2022-Q3
Monetary gold and SDRs	17,445	17,862	141	17	62	430
Currency and transferable deposits, with	-6,427	67,336	12,594	38,133	81,175	3,843	-2,912	10,020	381	6,443
MFIs	-6,425	67,388	12,090	35,264	80,405	-	-	-	-	-
other residents	-2	-53	504	2,869	770	-	-	-	-	-
rest of the world	-	-	-	-	-	3,843	-2,912	10,020	381	6,443
Other deposits, with	10,862	-3,309	25,117	-13,223	9,757	3,201	-2,899	5,740	-3,132	-5,399
MFIs	10,862	-3,309	25,117	-13,223	9,757	-	-	-	-	-
other residents	-	-	-	-	-	-	-	-	-	-
rest of the world	-	-	-	-	-	3,201	-2,899	5,740	-3,132	-5,399
Short-term securities, issued by	6,722	-2,803	4,031	3,068	-7,400	-2,868	2,288	-4,660	1,524	2,570
general government	6,501	-3,260	4,392	1,762	-5,541	-	-	-	-	-
other residents	221	457	-361	1,307	-1,858	-	-	-	-	-
rest of the world	-	-	-	-	-	-2,868	2,288	-4,660	1,524	2,570
Bonds, issued by	-27,991	-19,728	-10,249	-38,585	-18,648	6,079	17,755	28,901	12,802	5,943
MFIs	3,207	-1,985	-3,461	-5,288	-1,318	-	-	-	-	-
central government: CCTs	-267	1,535	4,002	-1,873	1,130	-	-	-	-	-
central government: other	-29,492	-30,345	-11,041	-31,266	-19,943	-	-	-	-	-
local government	-17	-156	-270	-172	-225	-	-	-	-	-
other residents	-1,422	11,223	522	14	1,709	-	-	-	-	-
rest of the world	-	-	-	-	-	6,079	17,755	28,901	12,802	5,943
Derivates and employee stock options ..	-373	-1,270	5,998	-2,606	-8,285
Short-term loans, of	11,471	1,754	22,497	12,004	-13,038	991	5,903	-806	-3,657	920
MFIs	-	-	-	-	-	1,192	6,436	-878	-3,525	1,160
other financial corporations	-	-	-	-	-	62	59	4	..	-1
general government	-	-	-	-	-
other residents	-	-	-	-	-	-263	-592	68	-132	-239
rest of the world	11,471	1,754	22,497	12,004	-13,038	-	-	-	-	-
Medium and long-term loans, of	17,094	4,407	965	12,987	4,161	3,576	931	-3,566	-143	128
MFIs	-	-	-	-	-	1,802	364	-1,946	-1,244	1,898
other financial corporations	-	-	-	-	-	1,968	1,502	-1,467	1,430	-1,334
general government	-	-	-	-	-	-110	-640	-148	-124	-160
other residents	-	-	-	-	-	-85	-294	-5	-204	-277
rest of the world	17,094	4,407	965	12,987	4,161	-	-	-	-	-
Shares and other equity, issued by	751	414	-23	-7,546	-2,403	29,828	-4,426	8,313	4,500	4,622
residents	751	414	-23	-7,546	-2,403	-	-	-	-	-
of which: listed shares	5,927	-1,244	-887	-4,941	-2,534	-	-	-	-	-
rest of the world	-	-	-	-	-	29,828	-4,426	8,313	4,500	4,622
Mutual fund shares, issued by	1,517	1,541	1,537	1,508	-1	20,458	12,212	4,731	1,948	-4,119
residents	1,517	1,541	1,537	1,508	-1	-	-	-	-	-
rest of the world	-	-	-	-	-	20,458	12,212	4,731	1,948	-4,119
Insurance, pension and standardised guarantee schemes	477	98	37	-120	8	313	166	-338	151	210
net equity of households	239	49	19	-60	4	-237	-257	-37	-68	-280
other provisions	239	49	19	-60	4	551	422	-300	219	490
Other accounts receivable/payable	14,110	2,304	9,057	16,695	9,850	1,841	9,250	5,089	7,875	25,210
trade credits	1,160	5,345	9,174	6,098	9,584	2,616	7,977	7,312	7,704	4,793
other	12,951	-3,041	-117	10,597	266	-775	1,273	-2,224	171	20,417
Total	45,660	50,743	71,561	22,317	55,176	85,125	38,410	53,440	22,311	36,957

Total financial instruments*(stocks in millions of euros)*

Financial instruments	2020-Q4	2021-Q1	2021-Q2	2021-Q3	2021-Q4	2022-Q1	2022-Q2	2022-Q3
Monetary gold and SDRs.....	136,311	128,260	131,426	167,854	178,189	188,807	190,228	189,508
Currency and transferable deposits, with	3,026,969	3,149,114	3,268,120	3,305,999	3,388,270	3,423,061	3,431,659	3,448,266
MFIs	2,596,181	2,716,322	2,820,927	2,855,027	2,939,159	2,951,842	2,953,463	2,963,290
other residents	230,989	238,209	243,281	242,204	245,446	257,246	260,258	257,528
rest of the world	199,800	194,583	203,912	208,769	203,664	213,974	217,938	227,448
Other deposits, with	1,547,724	1,600,364	1,593,896	1,595,501	1,595,434	1,629,794	1,577,270	1,573,781
MFIs	1,404,523	1,457,479	1,451,687	1,450,879	1,455,796	1,486,540	1,437,504	1,439,819
other residents	67,905	64,450	63,145	62,451	60,442	58,078	57,323	56,611
rest of the world	75,296	78,435	79,065	82,172	79,196	85,176	82,443	77,351
Short-term securities, issued by.....	153,191	151,136	150,999	149,711	142,070	135,794	136,500	136,120
general government.....	125,589	124,931	123,345	124,403	113,808	112,399	110,074	108,728
other residents	2,827	2,860	2,848	3,089	3,545	3,263	4,579	2,726
rest of the world	24,775	23,346	24,806	22,219	24,717	20,131	21,846	24,666
Bonds, issued by.....	3,714,743	3,754,470	3,804,075	3,812,581	3,797,110	3,741,356	3,543,497	3,386,643
MFIs	278,538	275,651	274,437	280,784	277,648	260,624	250,537	247,966
central government: CCTs	124,611	127,529	132,720	142,386	147,516	155,330	142,899	145,067
central government: other	2,247,211	2,280,734	2,312,930	2,299,698	2,250,119	2,225,252	2,092,415	1,953,434
local government.....	12,142	12,052	11,857	11,686	11,391	11,293	10,929	10,538
other residents	399,477	400,854	408,904	407,142	425,207	410,423	397,385	392,714
rest of the world	652,764	657,650	663,226	670,886	685,229	678,434	649,332	636,923
Derivates and employee stock options..	298,887	258,806	243,429	242,935	294,858	322,756	318,052	390,334
Short-term loans, of	513,347	498,299	510,666	520,888	541,840	588,370	609,202	588,637
MFIs	356,526	339,694	336,859	336,126	345,983	371,304	378,304	372,653
other financial corporations.....	34,572	31,682	32,940	32,078	36,938	35,983	37,918	34,350
general government.....
other residents	47,134	46,656	47,127	47,125	47,696	47,921	47,491	48,099
rest of the world	75,115	80,267	93,740	105,559	111,223	133,161	145,490	133,536
Medium and long-term loans, of	2,169,201	2,189,865	2,193,292	2,211,959	2,220,007	2,206,867	2,222,780	2,243,820
MFIs	1,442,670	1,459,352	1,464,976	1,468,388	1,469,111	1,461,062	1,457,262	1,473,264
other financial corporations.....	320,395	316,530	323,261	323,124	332,084	327,550	335,943	334,900
general government.....	154,135	153,295	147,570	148,154	147,255	144,988	143,721	145,527
other residents	45,279	43,370	42,085	39,882	35,750	35,886	35,444	35,389
rest of the world	206,721	217,319	215,399	232,411	235,809	237,380	250,410	254,741
Shares and other equity, issued by	3,183,447	3,320,474	3,311,374	3,330,979	3,408,189	3,285,819	3,140,182	3,071,594
residents	2,527,864	2,639,475	2,619,101	2,614,254	2,684,475	2,562,787	2,431,258	2,356,099
of which: listed shares.....	517,971	568,934	582,262	588,846	622,859	569,602	494,945	455,173
rest of the world	655,583	681,000	692,274	716,725	723,713	723,032	708,924	715,495
Mutual fund shares, issued by	1,212,742	1,249,326	1,301,507	1,320,986	1,369,032	1,312,254	1,233,629	1,209,102
residents	345,608	349,231	360,253	361,902	377,630	366,578	356,171	348,597
rest of the world	867,134	900,095	941,254	959,085	991,402	945,676	877,458	860,506
Insurance, pension and standardised guarantee schemes	1,228,237	1,228,470	1,245,912	1,256,794	1,268,999	1,224,319	1,157,791	1,131,620
net equity of households.....	1,153,490	1,151,996	1,165,201	1,173,524	1,183,445	1,139,411	1,071,805	1,045,511
other provisions.....	74,747	76,474	80,711	83,270	85,554	84,908	85,986	86,108
Other accounts receivable/payable.....	897,300	875,980	885,118	906,781	949,286	940,767	962,283	988,056
trade credits	667,209	659,322	667,628	677,985	701,628	705,166	722,159	726,955
other.....	230,091	216,657	217,491	228,796	247,657	235,601	240,124	261,101
Total	18,082,099	18,404,565	18,639,813	18,822,971	19,153,284	18,999,963	18,523,072	18,357,482

Total financial instruments*(flows in millions of euros)*

Financial instruments	2020-Q4	2021-Q1	2021-Q2	2021-Q3	2021-Q4	2022-Q1	2022-Q2	2022-Q3
Monetary gold and SDRs.....	195	20	-252	35,307	141	17	62	430
Currency and transferable deposits, with	105,944	121,967	119,257	36,854	83,324	34,490	4,969	13,494
MFIs.....	95,896	120,127	104,610	34,089	82,993	12,671	1,576	9,780
other residents.....	5,763	7,221	5,072	-1,078	3,243	11,799	3,012	-2,730
rest of the world.....	4,285	-5,380	9,575	3,843	-2,912	10,020	381	6,443
Other deposits, with.....	9,288	48,711	10,995	4,619	-877	33,148	-55,476	-6,847
MFIs.....	11,040	49,438	11,956	2,112	4,030	29,772	-51,588	-736
other residents.....	-871	-3,456	-1,305	-694	-2,008	-2,364	-755	-712
rest of the world.....	-881	2,728	345	3,201	-2,899	5,740	-3,132	-5,399
Short-term securities, issued by.....	-6,579	-2,671	-4	-1,731	-7,991	-6,528	802	112
general government.....	-14,411	-701	-1,801	897	-10,737	-1,516	-2,036	-605
other residents.....	613	32	42	239	458	-353	1,314	-1,853
rest of the world.....	7,219	-2,002	1,756	-2,868	2,288	-4,660	1,524	2,570
Bonds, issued by.....	-12	72,374	87,894	194	28,674	86,131	20,553	-10,586
MFIs.....	-10,182	-7,126	7,567	1,109	-2,865	-12,037	-2,084	3,324
central government: CCTs.....	-10,104	3,012	5,238	9,321	5,644	7,590	-11,048	3,132
central government: other.....	933	60,821	57,096	-14,262	-11,980	67,196	21,071	-21,512
local government.....	-393	-91	-195	-171	-294	-100	-368	-393
other residents.....	20,432	1,950	7,575	-1,882	20,415	-5,419	180	-1,080
rest of the world.....	-697	13,808	10,614	6,079	17,755	28,901	12,802	5,943
Derivates and employee stock options..	-2,831	682	50	253	-66	132	860	1,198
Short-term loans, of.....	-22,776	-14,340	13,026	10,605	14,692	45,466	27,116	-21,046
MFIs.....	-26,923	-16,563	-1,672	237	7,622	23,539	13,078	-4,351
other financial corporations.....	3,537	-3,294	1,046	-782	5,971	-695	2,051	-3,551
general government.....
other residents.....	-2,811	-587	-61	-321	-656	125	-18	-107
rest of the world.....	3,421	6,103	13,713	11,471	1,754	22,497	12,004	-13,038
Medium and long-term loans, of.....	39,597	20,917	3,957	19,717	10,649	-14,315	23,719	18,027
MFIs.....	14,010	16,561	9,089	3,109	546	-9,773	-289	14,076
other financial corporations.....	6,767	-2,162	4,000	1,015	10,905	-3,361	12,716	-1,934
general government.....	2,827	-841	-5,725	584	-1,215	-2,267	-1,267	1,805
other residents.....	2,375	-1,962	-1,123	-2,085	-3,994	120	-429	-81
rest of the world.....	13,617	9,320	-2,285	17,094	4,407	965	12,987	4,161
Shares and other equity, issued by.....	-5,028	-12,439	-22,107	6,739	-9,365	18,939	7,674	-2,890
residents.....	1,304	-19,639	-29,334	-23,090	-4,939	10,627	3,174	-7,512
of which: listed shares.....	999	351	1,900	960	1,217	558	99	2,169
rest of the world.....	-6,332	7,200	7,226	29,828	-4,426	8,313	4,500	4,622
Mutual fund shares, issued by.....	32,446	17,797	29,923	22,637	24,337	5,370	7,749	-4,639
residents.....	9,467	266	6,831	2,179	12,125	639	5,801	-520
rest of the world.....	22,979	17,532	23,093	20,458	12,212	4,731	1,948	-4,119
Insurance, pension and standardised guarantee schemes.....	15,501	9,573	11,234	9,855	9,242	6,260	6,391	3,766
net equity of households.....	9,955	7,688	7,185	7,270	6,923	6,870	5,275	3,599
other provisions.....	5,546	1,886	4,049	2,586	2,319	-609	1,116	167
Other accounts receivable/payable.....	6,342	-23,011	9,362	21,258	42,116	-8,892	21,442	25,360
trade credits.....	-13,527	-9,233	8,546	9,907	23,245	3,327	17,018	4,738
other.....	19,869	-13,778	816	11,350	18,871	-12,219	4,424	20,622
Total.....	172,088	239,580	263,336	166,308	194,877	200,218	65,862	16,379

'Statistics' series publications are available on the Bank of Italy's site:

<http://www.bancaditalia.it/statistiche/>

Requests for clarifications concerning data contained in this publication can be sent by e-mail to statistiche@bancaditalia.it

Publication not subject to registration pursuant to Article 3 bis of Law 103/2012