

Financial Accounts

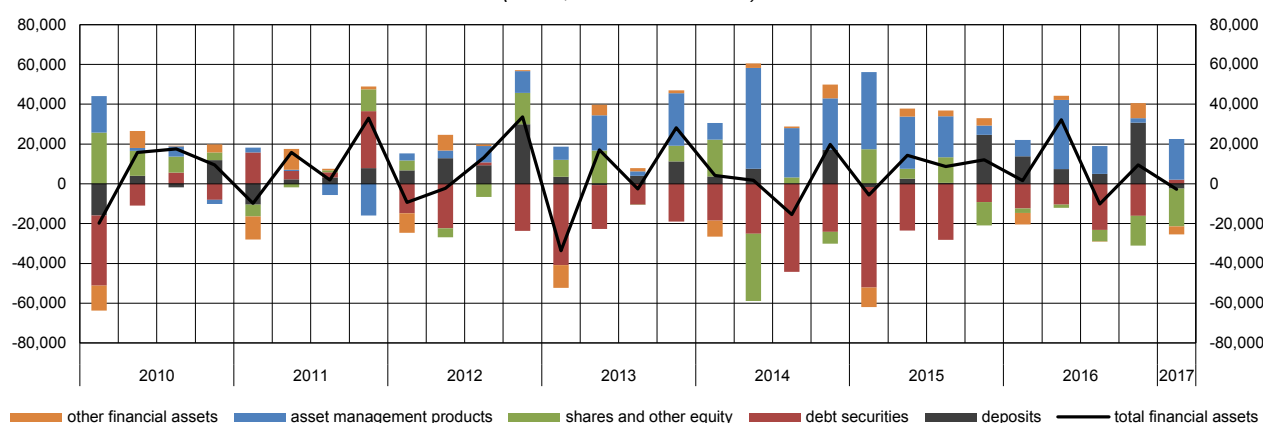
18 July 2017

For further information: statistiche@bancaditalia.it
www.bancaditalia.it/statistiche/index.html

Figure 1

Households' financial assets

(flows, millions of euros)

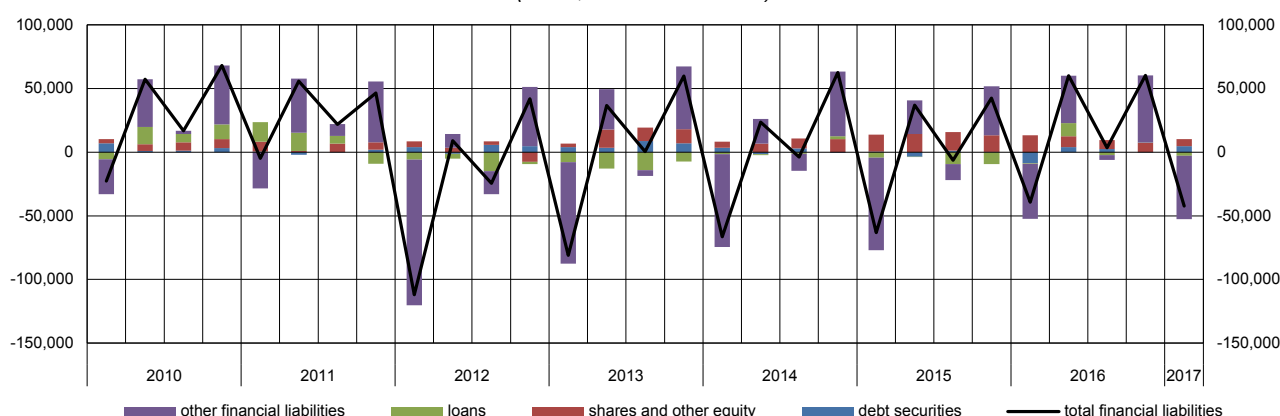


During the first quarter of 2017 the Italian households' net acquisition of financial assets was negative by 2.8 billions. The net sales of shares and securities continued and negative flows on deposit were recorded, offset by the positive flows on asset management products and debt securities; the latter returned positive for the first time since the third quarter of 2012.

Figure 2

Non-financial corporations' total financial liabilities

(flows, millions of euros)



The Italian non-financial corporations' net incurrence of financial liabilities was negative (-42.3 billions); the reduction involved medium and long term loans and especially trade debts (included into the other liabilities).

Figure 3

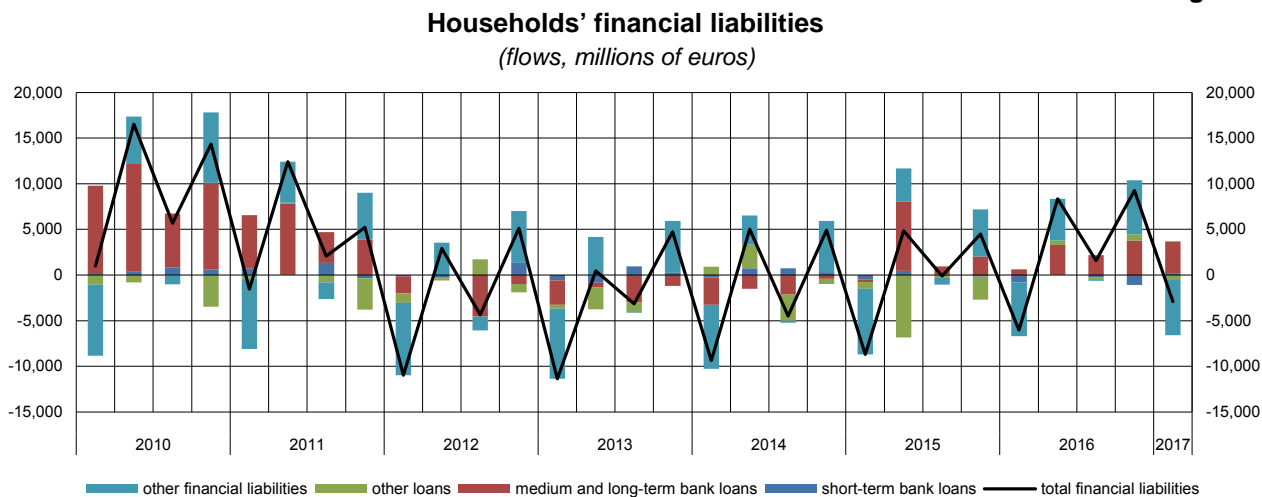
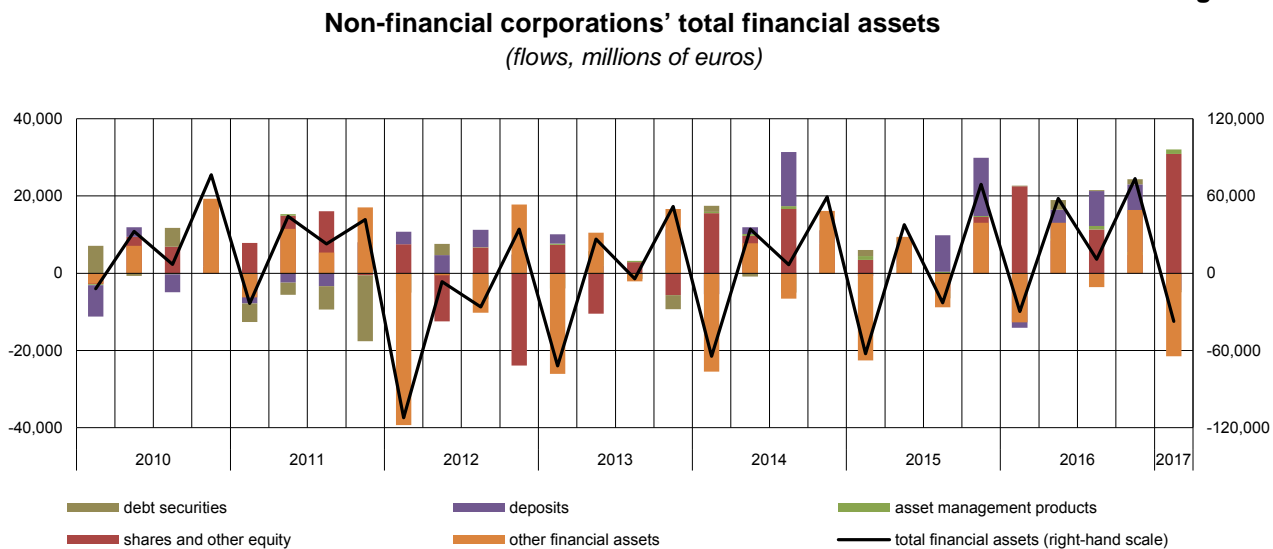


Figure 4



Reference period: 1st Quarter 2017

Notice to Readers

Starting from 17 January 2017 issue, some modifications to the quarterly tables on financial accounts were introduced, aiming to provide more details on financial transactions and stocks of the financial sector. The global financial crisis highlighted the need for disseminating statistics about financial corporations, also following the recent G20 initiatives. In particular, new sub-sectors are introduced in both the stocks and the flows tables, according to the following scheme:

Old tables	New tables
1. Monetary financial institutions	1.1 Central Bank 1.2 Monetary financial institutions except central bank
2. Other financial intermediaries	2.1 Other financial intermediaries except non-MMF investment funds 2.2 Non-MMF investment funds
3. Insurance corporations and pension funds	3.1 Insurance corporations 3.2 Pension funds

These novelties regarded also the Statistical Database and did not introduce any methodological discontinuity; therefore data related to substituted sectors can be obtained by summing up the new sub-sectors. Also the codes which identify the institutional sectors and the financial instruments in the Statistical Database have been changed and are now consistent with the International standard. Further details on the new coding are available in the section “Calendar and News” of the Statistical Database.

The methodology and the main statistical sources used to produce financial accounts statistics are described in the publication “I Conti Finanziari dell’Italia”, that can be consulted at the following link: <http://www.bancaditalia.it/statistiche/2016-conti-finanziari.pdf>.

General information

- I Unless indicated otherwise, figures have been computed by the Bank of Italy.
- II Symbols and Conventions:
 - the phenomenon in question does not occur;
 - the phenomenon occurs but its value is not known;
 - .. the value is known but is nil or less than half the final digit shown.

Figures in parentheses in roman type () are provisional, Those in parentheses in italics () are estimated.
- III The tables are identified both by a number and by an alphanumeric code that defines the content of the table in the database in the electronic archive in which information to be released to the public is held, a similar code identifies the different aggregates shown in each table.

Contents

Notice to readers

General information

Data access in BDS:

Table 1	- Italy's financial assets and liabilities in 2015 (stocks)	TFAA0000
Table 2	- Italy's financial assets and liabilities in 2015 (flows)	TFAA0000
Table 3	- Italy's financial assets and liabilities in 2016 (stocks)	TFAA0000
Table 4	- Italy's financial assets and liabilities in 2016 (flows)	TFAA0000
Table 5	- Non-financial corporations (stocks)	TFAT0001
Table 6	- Non-financial corporations (flows)	TFAT0001
Table 7	- Central Bank (stocks)	TFAT0002
Table 8	- Central Bank (flows)	TFAT0002
Table 9	- Monetary financial institutions except Central Bank (stocks)	TFAT0003
Table 10	- Monetary financial institutions except Central Bank (flows)	TFAT0003
Table 11	- Other financial intermediaries except non-MMF investment funds (stocks)	TFAT0004
Table 12	- Other financial intermediaries except non-MMF investment funds (flows)	TFAT0004
Table 13	- Non-MMF investment funds (stocks)	TFAT0005
Table 14	- Non-MMF investment funds (flows)	TFAT0005
Table 15	- Financial auxiliaries (stocks)	TFAT0006
Table 16	- Financial auxiliaries (flows)	TFAT0006
Table 17	- Insurance corporations (stocks)	TFAT0007
Table 18	- Insurance corporations (flows)	TFAT0007
Table 19	- Pension funds (stocks)	TFAT0008
Table 20	- Pension funds (flows)	TFAT0008
Table 21	- Central government (stocks)	TFAT0009
Table 22	- Central government (flows)	TFAT0009
Table 23	- Local government (stocks)	TFAT0010
Table 24	- Local government (flows)	TFAT0010
Table 25	- Social security funds (stocks)	TFAT0011
Table 26	- Social security funds (flows)	TFAT0011
Table 27	- Households and non-profit institutions serving households (stocks)	TFAT0012
Table 28	- Households and non-profit institutions serving households (flows)	TFAT0012
Table 29	- Rest of the world (stocks)	TFAT0013
Table 30	- Rest of the world (flows)	TFAT0013
Table 31	- Total financial instruments (stocks)	TFAT0014
Table 32	- Total financial instruments (flows)	TFAT0014

Financial accounts

Table 1
[Access to data:](#)
[TFAA0000](#)

Italy's financial assets and liabilities in 2015

(stocks in millions of euros)

Financial instruments	Institutional sectors		Financial corporations							
	Non-financial corporations		Monetary financial institutions		Other financial intermediaries		Financial auxiliaries		Insurance corporations and pension funds	
	Assets	Liabilities	Assets	Liabilities	Assets	Liabilities	Assets	Liabilities	Assets	Liabilities
Monetary gold and SDRs	-	-	84,543	8,370	-	-	-	-	-	-
Currency and transferable deposits, with	285,886	34,979	379,441	1,471,710	50,225	-	16,432	-	27,080	-
MFIs	234,591	-	108,933	1,471,710	49,490	-	16,346	-	19,256	-
other residents.....	3,858	34,979	156,811	-	314	-	-	-	302	-
rest of the world.....	47,437	-	113,697	-	420	-	86	-	7,521	-
Other deposits, with.....	25,261	-	545,057	1,531,816	131,300	..	150,434	-	1,958	-
MFIs	25,261	-	498,291	1,531,816	131,300	-	150,434	-	1,867	-
other residents.....	..	-	5,090	-	-	..	-	-	-	-
rest of the world.....	..	-	41,676	-	..	-	..	-	91	-
Short-term securities, with.....	206	4,982	30,334	..	7,165	57	4,225	-	8,825	-
general government	204	-	20,226	-	5,626	-	4,225	-	7,315	-
other residents.....	..	4,982	5,039	57	-	-	-	-
rest of the world.....	2	-	5,069	-	1,539	-	-	-	1,510	-
Bonds, issued by.....	59,386	143,463	1,068,015	644,532	221,768	175,384	84,492	-	545,051	15,045
MFIs	394	-	236,846	644,532	17,991	-	10,147	-	27,691	-
central government: CCTs.....	1,044	-	68,743	-	2,061	-	9,896	-	15,852	-
central government: other	48,117	-	496,043	-	85,402	-	59,162	-	334,112	-
local government.....	1	-	4,006	-	66	-	380	-	62	-
other residents.....	2,543	143,463	114,720	-	14,429	175,384	4,907	-	10,313	15,045
rest of the world.....	7,287	-	147,657	-	101,820	-	-	-	157,022	-
Derivates and employee stock options .	15,425	14,307	180,896	192,361	5,374	3,441	892	3,975	477	645
Short-term loans, of.....	42,182	364,377	537,941	..	26,354	121,785	..	90,095	1	512
MFIs	-	280,967	537,941	..	-	59,787	-	90,095	-	338
other financial corporations	-	15,597	-	..	26,354	-	..	-	1	..
general government	-	-	-	-	-	-	-	-	-	-
other residents.....	42,182	47,406	-	-	-	-	-	-	-	-
rest of the world.....	-	20,406	-	..	-	61,998	-	-	-	174
Medium and long-term loans, of.....	22,793	748,653	1,324,629	24,651	174,175	103,805	..	5,780	8,303	11,270
MFIs	-	512,264	1,324,629	14,031	-	69,280	-	5,774	-	4,087
other financial corporations	-	97,092	-	1,066	174,175	3,581	8,303	14
general government	-	38,081	-	1,184	-	-	-	6	-	956
other residents.....	22,793	12,329	-	-	-	-	-	-	-	-
rest of the world.....	-	88,887	-	8,370	-	30,945	-	-	-	6,213
Shares and other equity, issued by.....	585,397	1,739,397	198,019	267,229	190,650	35,587	..	6,851	81,956	69,827
residents.....	299,846	1,739,397	121,499	267,229	114,031	35,587	..	6,851	38,571	69,827
of which: listed shares	99,038	358,268	30,010	134,038	26,633	10,967	-	-	17,382	35,005
rest of the world.....	285,551	-	76,520	-	76,619	-	-	-	43,385	-
Mutual fund shares, issued by	12,980	-	11,436	5,964	139,702	280,285	41,475	-	159,766	-
residents.....	5,514	-	7,376	5,964	6,196	280,285	5,380	-	22,290	-
rest of the world.....	7,466	-	4,060	-	133,506	-	36,095	-	137,476	-
Insurances, pension and standardised guarantee schemes.....	16,896	101,556	4,929	20,117	-	-	-	-	2,555	739,739
net equity of households	-	101,556	-	20,117	-	-	-	-	-	673,204
other provisions	16,896	-	4,929	-	-	-	-	-	2,555	66,535
Other accounts receivable/payable	592,026	536,181	23,733	3,155	777	..	-	-	1,938	2,509
trade credits.....	552,296	487,747	11,800	2,269	-	-	-	-	1,881	1,095
other	39,730	48,434	11,933	886	777	..	-	-	57	1,414
Total	1,658,436	3,687,893	4,388,973	4,169,906	947,490	720,343	297,949	106,702	837,910	839,547

(follow)

Financial accounts

(follow) **Table 1**

[Access to data:](#)

[TFAA0000](#)

Italy's financial assets and liabilities in 2015

(stocks in millions of euros)

Institutional sectors	General government						Households and non-profit institutions serving households		Rest of the world		Total	
	Central government		Local government		Social security funds							
	Assets	Liabilities	Assets	Liabilities	Assets	Liabilities	Assets	Liabilities	Assets	Liabilities	Assets	Liabilities
Monetary gold and SDRs.....	-	-	-	-	-	-	-	-	8,370	84,543	92,914	92,914
Currency and transferable deposits, with	23,966	168,725	12,744	-	10,287	-	791,074	-	291,866	213,585	1,888,999	1,888,999
MFIs.....	3,020	-	10,535	-	10,287	-	727,539	-	291,714	-	1,471,710	1,471,710
other residents.....	10,489	168,725	..	-	..	-	31,777	-	152	-	203,703	203,703
rest of the world.....	10,458	-	2,208	-	..	-	31,759	-	-	213,585	213,585	213,585
Other deposits, with.....	34,618	81,486	4,492	-	259	-	481,971	-	279,921	41,969	1,655,271	1,655,271
MFIs.....	34,618	-	4,291	-	259	-	405,575	-	279,921	-	1,531,816	1,531,816
other residents.....	-	81,486	-	-	-	-	76,396	-	-	-	81,486	81,486
rest of the world.....	..	-	201	-	..	-	..	-	-	41,969	41,969	41,969
Short-term securities, issued by.....	17	115,118	7	..	18	-	2,927	-	75,005	8,571	128,728	128,728
general government.....	17	115,118	7	..	18	-	2,476	-	75,005	-	115,118	115,118
other residents.....	-	-	-	-	-	-	..	-	-	-	5,039	5,039
rest of the world.....	-	-	-	-	-	-	451	-	-	8,571	8,571	8,571
Bonds, issued by.....	3,303	1,976,050	3,902	16,994	31,574	-	410,081	-	1,050,501	506,604	3,478,072	3,478,072
MFIs.....	48	-	524	-	1,082	-	187,281	-	162,529	-	644,532	644,532
central government: CCTs.....	218	120,173	122	-	1,084	-	5,187	-	15,966	-	120,173	120,173
central government: other.....	1,420	1,855,878	546	-	7,482	-	117,309	-	706,284	-	1,855,878	1,855,878
local government.....	..	-	..	16,994	..	-	6,722	-	5,758	-	16,994	16,994
other residents.....	1,617	-	295	-	20,579	-	4,527	-	159,962	-	333,892	333,892
rest of the world.....	-	-	2,415	-	1,347	-	89,055	-	-	506,604	506,604	506,604
Derivates and employee stock options	..	30,754	..	1,146	738	68	129,419	86,524	333,220	333,220
Short-term loans, of.....	..	7,439	-	7,218	-	79	13,707	57,702	82,578	53,558	702,764	702,764
MFIs.....	-	4,391	-	5,719	-	79	-	56,721	-	39,845	537,941	537,941
other financial corporations.....	-	3,048	-	1,498	-	-	-	981	-	5,231	26,355	26,355
general government.....	..	-	-	-	-	..	-	-	-
other residents.....	-	-	-	-	-	-	13,707	-	-	8,483	55,890	55,890
rest of the world.....	-	-	-	-	-	-	-	-	82,578	-	82,578	82,578
Medium and long-term loans, of.....	124,081	94,718	7,064	112,869	8,255	35	-	634,259	180,386	113,647	1,849,686	1,849,686
MFIs.....	-	49,630	-	61,465	-	34	-	563,176	-	44,888	1,324,629	1,324,629
other financial corporations.....	-	79	-	5,324	-	..	-	62,812	-	12,509	182,478	182,478
general government.....	124,081	1,954	7,064	43,162	8,255	-	-	8,271	-	45,786	139,401	139,401
other residents.....	-	-	-	-	-	-	-	-	-	10,464	22,793	22,793
rest of the world.....	-	43,054	-	2,918	-	-	-	-	180,386	-	180,386	180,386
Shares and other equity, issued by.....	104,571	-	14,809	..	5,325	-	991,251	-	508,201	561,288	2,680,179	2,680,179
residents.....	98,479	-	13,002	..	4,916	-	920,347	-	508,201	-	2,118,891	2,118,891
of which: listed shares.....	13,761	-	2,938	-	469	-	66,667	-	281,382	-	538,279	538,279
rest of the world.....	6,092	-	1,807	-	410	-	70,904	-	-	561,288	561,288	561,288
Mutual funds shares, issued by.....	71	-	2,868	-	1,290	-	456,289	-	1,168	540,797	827,046	827,046
residents.....	67	-	62	-	1,265	-	236,930	-	1,168	-	286,249	286,249
rest of the world.....	4	-	2,806	-	25	-	219,359	-	-	540,797	540,797	540,797
Insurances, pension and standardised guarantee schemes.....	124	3,803	1,126	-	28	-	899,249	36,614	15,707	38,786	940,615	940,615
net equity of households.....	-	-	-	-	-	-	860,463	36,614	7,259	36,231	867,721	867,721
other provisions.....	124	3,803	1,126	-	28	-	38,787	-	8,448	2,555	72,893	72,893
Other accounts receivable/payable.....	51,483	13,245	11,264	50,495	52,258	10,505	107,982	188,214	41,869	79,027	883,331	883,331
trade credits.....	-	8,323	-	39,738	-	2,500	103,775	94,696	37,178	70,562	706,930	706,930
other.....	51,483	4,922	11,264	10,757	52,258	8,005	4,207	93,518	4,692	8,465	176,401	176,401
Total.....	342,235	2,491,337	58,275	188,721	109,295	10,619	4,155,270	916,857	2,664,992	2,328,899	15,460,825	15,460,825

Financial accounts

Table 2

Access to data:

[TFAA0000](#)

Italy's financial assets and liabilities in 2015

(flows in millions of euros)

Financial instruments	Institutional sectors		Financial corporations							
	Non-financial corporations		Monetary financial institutions		Other financial intermediaries		Financial auxiliaries		Insurance corporations and pension funds	
	Assets	Liabilities	Assets	Liabilities	Assets	Liabilities	Assets	Liabilities	Assets	Liabilities
Monetary gold and SDRs	-	-	-172	..	-	-	-	-	-	-
Currency and transferable deposits, with	26,320	2,421	19,749	133,867	4,835	-	496	-	5,643	-
MFIs	24,747	-	10,709	133,867	5,167	-	579	-	2,328	-
other residents.....	-549	2,421	6,531	-	-95	-	-	-	107	-
rest of the world.....	2,122	-	2,508	-	-238	-	-83	-	3,207	-
Other deposits, with.....	3,345	-	-29,849	-33,721	-12,256	..	27,093	-	395	-
MFIs	3,345	-	-28,859	-33,721	-12,256	-	27,093	-	327	-
other residents.....	..	-	42	-	-	..	-	-	-	-
rest of the world.....	..	-	-1,032	-	..	-	..	-	68	-
Short-term securities, with.....	-213	-1	2,032	..	-5,847	..	899	-	-998	-
general government	-197	-	1,846	-	-6,454	-	899	-	-365	-
other residents.....	..	-1	-1	..	-	-	-	-
rest of the world.....	-16	-	186	-	608	-	-	-	-633	-
Bonds, issued by.....	1,875	-1,790	29,048	-107,204	11,760	-17,638	-26,665	-	33,292	1,236
MFIs	1,255	-	-36,405	-107,204	98	-	1,450	-	3,531	-
central government: CCTs.....	698	-	1,985	-	-668	-	1,258	-	791	-
central government: other	-619	-	55,700	-	11,630	-	-26,578	-	9,911	-
local government.....	-925	-	-1,318	-	-1,008	-	-851	-	-473	-
other residents.....	2,138	-1,790	-14,128	-	-409	-17,638	-1,944	-	1,412	1,236
rest of the world.....	-673	-	23,215	-	2,118	-	-	-	18,120	-
Derivates and employee stock options .	739	7	1,230	..	990	877	942	..
Short-term loans, of.....	-2,527	-21,912	-38,435	..	-2,210	3,663	..	-893	-1	-118
MFIs	-	-18,418	-38,435	..	-	-7,040	-	-893	-	-151
other financial corporations	-	-257	-	..	-2,210	-	..	-	-1	..
general government	-	-	-	-	-	-	-	-	-	-
other residents.....	-2,527	-4,235	-	-	-	-	-	-	-	-
rest of the world.....	-	998	-	..	-	10,703	-	-	-	33
Medium and long-term loans, of.....	-3,520	-1,290	20,329	-165	-10,385	-913	..	168	-694	703
MFIs	-	7,548	20,329	1	-	1,256	-	168	-	387
other financial corporations	-	-1,299	-	20	-10,385	-507	-694	..
general government	-	695	-	-185	-	-	..
other residents.....	-3,520	-2,837	-	-	-	-	-	-	-	-
rest of the world.....	-	-5,398	-	..	-	-1,662	-	-	-	317
Shares and other equity, issued by.....	13,902	55,035	-1,263	15,137	29,804	-2,408	..	-302	-4,546	-1,072
residents.....	11,382	55,035	-3,774	15,137	21,462	-2,408	..	-302	-8,654	-1,072
of which: listed shares	7,024	1,823	-927	3,904	435	..	-	-	9	..
rest of the world.....	2,520	-	2,510	-	8,343	-	-	-	4,108	-
Mutual fund shares, issued by	2,822	-	140	-1,389	-1,946	31,324	2,324	-	50,227	-
residents.....	759	-	324	-1,389	1,129	31,324	-1,005	-	6,323	-
rest of the world.....	2,063	-	-184	-	-3,075	-	3,329	-	43,904	-
Insurances, pension and standardised guarantee schemes.....	-386	202	792	2,280	-	-	-	-	1,023	49,684
net equity of households	-	202	-	2,280	-	-	-	-	-	49,391
other provisions	-386	-	792	-	-	-	-	-	1,023	293
Other accounts receivable/payable	-21,313	-23,237	-6,592	-884	-	-	-55	-161
trade credits.....	-23,408	-24,919	-6,197	-692	-	-	-	-	-76	-122
other	2,095	1,682	-395	-192	-	-	21	-39
Total	21,045	9,435	-2,991	7,920	14,747	14,905	4,147	-1,027	85,228	50,272

(follow)

Financial accounts

(follow) **Table 2**

Access to data:

[TFAA0000](#)

Italy's financial assets and liabilities in 2015

(flows in millions of euros)

Institutional sectors	General government						Households and non-profit institutions serving households		Rest of the world		Total	
	Central government		Local government		Social security funds							
	Assets	Liabilities	Assets	Liabilities	Assets	Liabilities	Assets	Liabilities	Assets	Liabilities	Assets	Liabilities
Monetary gold and SDRs.....	-	-	-	-	-	-	-	-	..	-172	-172	-172
Currency and transferable deposits, with	-783	7,044	758	-	16	-	46,557	-	40,701	960	144,292	144,292
MFIs.....	-1,858	-	758	-	16	-	50,711	-	40,710	-	133,867	133,867
other residents.....	1,076	7,044	..	-	..	-	2,404	-	-9	-	9,465	9,465
rest of the world.....	..	-	..	-	..	-	-6,558	-	-	960	960	960
Other deposits, with.....	-8,135	-914	-555	-	-161	-	-20,383	-	4,908	-964	-35,599	-35,599
MFIs.....	-8,135	-	-555	-	-161	-	-19,428	-	4,908	-	-33,721	-33,721
other residents.....	-	-914	-	-	-	-	-956	-	-	-	-914	-914
rest of the world.....	..	-	..	-	..	-	..	-	-	-964	-964	-964
Short-term securities, issued by.....	2	-10,422	-37	..	-879	-	-7,216	-	1,910	76	-10,347	-10,347
general government.....	2	-10,422	-37	..	-879	-	-7,147	-	1,910	-	-10,422	-10,422
other residents.....	-	-	-	-	-	-	..	-	-	-	-1	-1
rest of the world.....	-	-	-	-	-	-	-70	-	-	76	76	76
Bonds, issued by.....	804	46,620	-2,912	-4,901	1,278	-	-104,118	-	8,415	36,455	-47,223	-47,223
MFIs.....	..	-	..	-	..	-	-71,393	-	-5,740	-	-107,204	-107,204
central government: CCTs.....	150	2,030	-521	-	162	-	-1,520	-	-304	-	2,030	2,030
central government: other.....	289	44,589	-100	-	-931	-	-27,073	-	22,359	-	44,589	44,589
local government.....	..	-	..	-4,901	..	-	3,712	-	-4,037	-	-4,901	-4,901
other residents.....	364	-	-2,291	-	2,047	-	-1,519	-	-3,862	-	-18,192	-18,192
rest of the world.....	-	-	..	-	..	-	-6,325	-	-	36,455	36,455	36,455
Derivates and employee stock options..	2,940	-3,562	202	25	..	-9,747	..	-2,678	-2,678
Short-term loans, of.....	..	1,573	-	-641	-	-74	-1,868	-109	11,735	-14,796	-33,307	-33,307
MFIs.....	-	333	-	-434	-	-74	-	-135	-	-11,622	-38,435	-38,435
other financial corporations.....	-	1,240	-	-206	-	-	-	26	-	-3,014	-2,211	-2,211
general government.....	..	-	-	-	-	..	-	-	-
other residents.....	-	-	-	-	-	-	-1,868	-	-	-160	-4,395	-4,395
rest of the world.....	-	-	-	-	-	-	-	-	11,735	-	11,735	11,735
Medium and long-term loans, of.....	-798	729	384	-333	-595	-25	-	-233	-4,889	1,192	-168	-168
MFIs.....	-	-834	-	-1,869	-	-25	-	10,195	-	3,502	20,329	20,329
other financial corporations.....	-	46	-	-48	-	..	-	-9,833	-	543	-11,079	-11,079
general government.....	-798	-429	384	1,675	-595	-	-	-595	-	-2,170	-1,009	-1,009
other residents.....	-	-	-	-	-	-	-	-	-	-683	-3,520	-3,520
rest of the world.....	-	1,946	-	-91	-	-	-	-	-4,889	-	-4,889	-4,889
Shares and other equity, issued by.....	-6,233	-	-57	..	3,642	-	23,531	-	28,155	20,544	86,935	86,935
residents.....	-6,583	-	-57	..	3,642	-	20,818	-	28,155	-	66,391	66,391
of which: listed shares.....	2,749	-	..	-	..	-	-15,146	-	11,583	-	5,727	5,727
rest of the world.....	350	-	..	-	..	-	2,713	-	-	20,544	20,544	20,544
Mutual funds shares, issued by.....	..	-	..	-	..	-	41,790	-	-98	65,324	95,259	95,259
residents.....	..	-	..	-	..	-	22,503	-	-98	-	29,935	29,935
rest of the world.....	..	-	..	-	..	-	19,287	-	-	65,324	65,324	65,324
Insurances, pension and standardised guarantee schemes.....	-3	818	-26	-	-1	-	48,538	450	3,068	-427	53,007	53,007
net equity of households.....	-	-	-	-	-	-	47,612	450	3,261	-1,450	50,873	50,873
other provisions.....	-3	818	-26	-	-1	-	926	-	-193	1,023	2,134	2,134
Other accounts receivable/payable.....	-1,046	-1,582	-1,233	-2,356	560	1,174	2,489	425	-10,119	-10,689	-37,309	-37,309
trade credits.....	-	-68	-	-2,895	-	78	1,225	1,558	-9,077	-10,474	-37,533	-37,533
other.....	-1,046	-1,514	-1,233	539	560	1,096	1,264	-1,133	-1,042	-215	224	224
Total.....	-13,252	40,304	-3,476	-8,231	3,860	1,074	29,345	533	74,039	97,504	212,691	212,691

Financial accounts

Table 3

Access to data:

[TFAA0000](#)

Italy's financial assets and liabilities in 2016

(stocks in millions of euros)

Financial instruments	Institutional sectors		Financial corporations							
	Non-financial corporations		Monetary financial institutions		Other financial intermediaries		Financial auxiliaries		Insurance corporations and pension funds	
	Assets	Liabilities	Assets	Liabilities	Assets	Liabilities	Assets	Liabilities	Assets	Liabilities
Monetary gold and SDRs	-	-	93,098	8,387	-	-	-	-	-	-
Currency and transferable deposits, with	322,576	41,777	415,963	1,745,925	60,478	-	18,584	-	23,472	-
MFIs	260,451	-	153,873	1,745,925	59,832	-	18,440	-	17,258	-
other residents.....	5,636	41,777	151,822	-	327	-	-	-	330	-
rest of the world.....	56,489	-	110,268	-	319	-	144	-	5,884	-
Other deposits, with.....	14,465	-	584,320	1,520,267	124,774	..	158,318	-	1,458	-
MFIs	14,465	-	533,584	1,520,267	124,774	-	158,318	-	1,355	-
other residents.....	..	-	5,122	-	-	..	-	-	-	-
rest of the world.....	..	-	45,614	-	..	-	..	-	103	-
Short-term securities, with.....	49	4,982	27,473	..	6,222	57	2,386	-	2,462	-
general government	39	-	15,691	-	5,122	-	2,386	-	1,336	-
other residents.....	..	4,982	5,039	57	-	-	-	-
rest of the world.....	10	-	6,743	-	1,100	-	-	-	1,126	-
Bonds, issued by.....	60,870	139,583	1,198,881	572,692	226,341	177,687	60,930	-	572,215	16,068
MFIs	112	-	248,859	572,692	17,469	-	9,865	-	23,697	-
central government: CCTs.....	468	-	72,894	-	2,336	-	6,170	-	18,908	-
central government: other	49,864	-	594,770	-	85,558	-	39,481	-	324,360	-
local government.....	24	-	3,056	-	14	-	146	-	49	-
other residents.....	4,006	139,583	122,447	-	13,482	177,687	5,268	-	19,944	16,068
rest of the world.....	6,396	-	156,855	-	107,483	-	-	-	185,258	-
Derivates and employee stock options .	14,445	14,559	178,694	193,482	5,167	2,709	946	4,378	476	249
Short-term loans, of.....	46,064	354,728	499,136	..	23,348	119,331	..	86,119	1,181	1,474
MFIs	-	260,931	499,136	..	-	58,116	-	86,119	-	679
other financial corporations	-	17,436	-	..	23,348	-	..	-	1,181	..
general government	-	-	-	-	-	-	-	-	-	-
other residents.....	46,064	47,771	-	-	-	-	-	-	-	-
rest of the world.....	-	28,590	-	..	-	61,215	-	-	-	796
Medium and long-term loans, of.....	22,757	761,158	1,349,824	24,364	178,264	103,915	..	6,560	7,903	10,288
MFIs	-	514,877	1,349,824	14,031	-	71,958	-	6,554	-	3,740
other financial corporations	-	98,073	-	1,066	178,264	3,558	7,903	14
general government	-	38,818	-	880	-	..	-	6	-	956
other residents.....	22,757	12,329	-	-	-	-	-	-	-	-
rest of the world.....	-	97,062	-	8,387	-	28,399	-	-	-	5,578
Shares and other equity, issued by.....	590,687	1,716,603	197,725	187,643	192,407	33,933	..	6,929	101,505	80,920
residents.....	300,420	1,716,603	117,538	187,643	109,112	33,933	..	6,929	56,587	80,920
of which: listed shares	98,472	340,149	25,903	90,443	23,563	8,257	-	-	3,108	29,424
rest of the world.....	290,267	-	80,187	-	83,296	-	-	-	44,918	-
Mutual fund shares, issued by	13,448	-	15,383	4,813	154,685	296,042	39,723	-	183,335	-
residents.....	6,050	-	11,469	4,813	7,813	296,042	4,859	-	22,510	-
rest of the world.....	7,398	-	3,914	-	146,872	-	34,864	-	160,825	-
Insurances, pension and standardised guarantee schemes.....	17,420	102,999	6,124	16,555	-	-	-	-	2,383	795,051
net equity of households	-	102,999	-	16,555	-	-	-	-	-	726,770
other provisions	17,420	-	6,124	-	-	-	-	-	2,383	68,281
Other accounts receivable/payable	627,336	568,738	24,273	2,767	777	..	-	-	2,214	2,594
trade credits.....	585,725	521,567	12,996	1,918	-	-	-	-	2,075	1,189
other	41,611	47,171	11,278	849	777	..	-	-	139	1,405
Total	1,730,115	3,705,128	4,590,893	4,276,896	972,464	733,673	280,887	103,987	898,604	906,644

(follow)

Financial accounts

(follow) **Table 3**

[Access to data:](#)

[TFAA0000](#)

Italy's financial assets and liabilities in 2016

(stocks in millions of euros)

Institutional sectors	General government						Households and non-profit institutions serving households		Rest of the world		Total	
	Central government		Local government		Social security funds							
	Assets	Liabilities	Assets	Liabilities	Assets	Liabilities	Assets	Liabilities	Assets	Liabilities	Assets	Liabilities
Monetary gold and SDRs.....	-	-	-	-	-	-	-	-	8,387	93,098	101,484	101,484
Currency and transferable deposits, with...	28,386	160,657	12,832	-	10,393	-	866,555	-	406,178	217,057	2,165,415	2,165,415
MFIs.....	11,356	-	10,623	-	10,393	-	797,695	-	406,004	-	1,745,925	1,745,925
other residents.....	6,572	160,657	..	-	..	-	37,574	-	173	-	202,433	202,433
rest of the world.....	10,458	-	2,208	-	..	-	31,287	-	-	217,057	217,057	217,057
Other deposits, with.....	35,833	80,743	5,175	-	387	-	463,309	-	258,890	45,918	1,646,928	1,646,928
MFIs.....	35,833	-	4,974	-	387	-	387,687	-	258,890	-	1,520,267	1,520,267
other residents.....	-	80,743	-	-	-	-	75,622	-	-	-	80,743	80,743
rest of the world.....	..	-	201	-	..	-	..	-	-	45,918	45,918	45,918
Short-term securities, issued by.....	7	107,261	2	..	77	-	2,285	-	80,765	9,429	121,729	121,729
general government.....	7	107,261	2	..	77	-	1,836	-	80,765	-	107,261	107,261
other residents.....	-	-	-	-	-	-	..	-	-	-	5,039	5,039
rest of the world.....	-	-	-	-	-	-	450	-	-	9,429	9,429	9,429
Bonds, issued by.....	4,568	2,007,904	3,960	15,221	32,558	-	360,054	-	957,315	548,536	3,477,692	3,477,692
MFIs.....	48	-	524	-	1,082	-	136,407	-	134,631	-	572,692	572,692
central government: CCTs.....	271	133,024	104	-	1,296	-	3,749	-	26,828	-	133,024	133,024
central government: other.....	1,685	1,874,880	652	-	7,562	-	117,726	-	653,223	-	1,874,880	1,874,880
local government.....	..	-	..	15,221	..	-	7,844	-	4,087	-	15,221	15,221
other residents.....	2,564	-	265	-	21,271	-	5,545	-	138,547	-	333,338	333,338
rest of the world.....	-	-	2,415	-	1,347	-	88,783	-	-	548,536	548,536	548,536
Derivates and employee stock options	..	28,964	..	1,146	777	68	124,917	79,867	325,422	325,422
Short-term loans, of.....	..	4,988	-	6,018	-	103	14,072	54,188	90,600	47,451	674,401	674,401
MFIs.....	-	2,845	-	4,888	-	103	-	53,104	-	32,351	499,136	499,136
other financial corporations.....	-	2,143	-	1,130	-	-	-	1,085	-	2,736	24,529	24,529
general government.....	..	-	-	-	-	..	-	-	-
other residents.....	-	-	-	-	-	-	14,072	-	-	12,365	60,136	60,136
rest of the world.....	-	-	-	-	-	-	-	-	90,600	-	90,600	90,600
Medium and long-term loans, of.....	123,453	99,288	7,097	111,716	7,535	43	-	643,668	189,454	125,288	1,886,288	1,886,288
MFIs.....	-	50,503	-	61,096	-	42	-	571,173	-	55,851	1,349,824	1,349,824
other financial corporations.....	-	75	-	5,212	-	..	-	64,945	-	13,224	186,167	186,167
general government.....	123,453	1,517	7,097	42,572	7,535	-	-	7,551	-	45,786	138,086	138,086
other residents.....	-	-	-	-	-	-	-	-	-	10,428	22,757	22,757
rest of the world.....	-	47,193	-	2,836	-	-	-	-	189,454	-	189,454	189,454
Shares and other equity, issued by.....	108,978	-	15,079	..	8,818	-	917,913	-	470,643	577,728	2,603,756	2,603,756
residents.....	102,886	-	13,272	..	8,408	-	847,162	-	470,643	-	2,026,028	2,026,028
of which: listed shares.....	18,168	-	2,843	-	543	-	53,181	-	242,491	-	468,273	468,273
rest of the world.....	6,092	-	1,807	-	410	-	70,751	-	-	577,728	577,728	577,728
Mutual funds shares, issued by.....	71	-	2,868	-	1,290	-	479,980	-	1,084	591,013	891,868	891,868
residents.....	67	-	62	-	1,265	-	245,675	-	1,084	-	300,855	300,855
rest of the world.....	4	-	2,806	-	25	-	234,305	-	-	591,013	591,013	591,013
Insurances, pension and standardised guarantee schemes.....	128	4,963	1,161	-	29	-	951,969	37,163	16,219	38,701	995,432	995,432
net equity of households.....	-	-	-	-	-	-	912,297	37,163	7,509	36,319	919,806	919,806
other provisions.....	128	4,963	1,161	-	29	-	39,672	-	8,710	2,383	75,627	75,627
Other accounts receivable/payable.....	49,778	17,431	9,425	49,227	53,167	12,288	111,170	192,098	47,309	80,307	925,450	925,450
trade credits.....	-	9,897	-	38,073	-	2,596	105,951	96,261	40,203	75,449	746,950	746,950
other.....	49,778	7,534	9,425	11,154	53,167	9,692	5,219	95,837	7,106	4,858	178,500	178,500
Total.....	351,201	2,512,198	57,598	183,328	114,255	12,434	4,168,085	927,186	2,651,762	2,454,393	15,815,866	15,815,866

Financial accounts

Table 4

Access to data:

[TFAA0000](#)

Italy's financial assets and liabilities in 2016

(flows in millions of euros)

Financial instruments	Institutional sectors		Financial corporations							
	Non-financial corporations		Monetary financial institutions		Other financial intermediaries		Financial auxiliaries		Insurance corporations and pension funds	
	Assets	Liabilities	Assets	Liabilities	Assets	Liabilities	Assets	Liabilities	Assets	Liabilities
Monetary gold and SDRs	-	-	-1,085	..	-	-	-	-	-	-
Currency and transferable deposits, with	31,286	6,798	35,588	274,021	10,254	-	2,091	-	-3,795	-
MFIs	25,860	-	44,943	274,021	10,343	-	2,093	-	-1,998	-
other residents.....	1,778	6,798	-4,990	-	13	-	-	-	27	-
rest of the world.....	3,648	-	-4,365	-	-102	-	-2	-	-1,824	-
Other deposits, with.....	-10,796	-	36,253	-15,492	-6,526	..	7,884	-	-512	-
MFIs	-10,796	-	35,105	-15,492	-6,526	-	7,884	-	-511	-
other residents.....	..	-	31	-	-	..	-	-	-	-
rest of the world.....	..	-	1,117	-	..	-	..	-	-1	-
Short-term securities, with.....	-211	..	-3,201	..	-961	..	-1,826	-	-5,611	-
general government	-217	-	-4,384	-	-595	-	-1,826	-	-5,194	-
other residents.....	-	-	-	-
rest of the world.....	6	-	1,183	-	-366	-	-	-	-418	-
Bonds, issued by.....	4,431	-2,386	132,989	-70,342	9,150	-105	-14,794	-	29,776	795
MFIs	-1,413	-	14,289	-70,342	-425	-	-820	-	-4,450	-
central government: CCTs.....	-322	-	4,705	-	11	-	-1,346	-	2,522	-
central government: other	4,356	-	102,078	-	1,188	-	-11,917	-	6	-
local government.....	-372	-	-448	-	-448	-	-432	-	-199	-
other residents.....	3,202	-2,386	4,291	-	7,570	-105	-279	-	8,022	795
rest of the world.....	-1,020	-	8,074	-	1,254	-	-	-	23,875	-
Derivates and employee stock options .	3,171	7	-2,686	..	-284	-556	2,075	..
Short-term loans, of.....	434	-7,214	-32,673	..	-3,581	-2,867	..	-3,976	..	809
MFIs	-	-13,171	-32,673	..	-	-1,740	-	-3,976	-	341
other financial corporations	-	2,059	-	..	-3,581	-	..	-
general government	-	-	-	-	-	-	-	-	-	-
other residents.....	434	365	-	-	-	-	-	-	-	-
rest of the world.....	-	3,533	-	..	-	-1,127	-	-	-	467
Medium and long-term loans, of.....	-225	14,679	27,312	-291	7,096	3,944	..	780	-400	-1,026
MFIs	-	1,888	27,312	1	-	4,515	-	780	-	-347
other financial corporations	-	4,741	-	..	7,096	-82	-400	5
general government	-	737	-	-292	-	-	..
other residents.....	-225	..	-	-	-	-	-	-	-	-
rest of the world.....	-	7,313	-	..	-	-489	-	-	-	-684
Shares and other equity, issued by.....	47,265	35,960	3,460	-6,094	16,114	146	..	-302	12,325	8,604
residents.....	30,970	35,960	-352	-6,094	11,077	146	..	-302	11,706	8,604
of which: listed shares	17,827	5,792	-532	996	87	..	-	-	-1,747	3
rest of the world.....	16,295	-	3,811	-	5,037	-	-	-	619	-
Mutual fund shares, issued by	875	-	2,685	-1,151	12,723	13,576	-3,294	-	30,026	-
residents.....	659	-	3,101	-1,151	1,617	13,576	-1,444	-	8,882	-
rest of the world.....	216	-	-416	-	11,106	-	-1,850	-	21,144	-
Insurances, pension and standardised guarantee schemes.....	524	1,443	1,195	-3,562	-	-	-	-	-183	47,599
net equity of households	-	1,443	-	-3,562	-	-	-	-	-	45,853
other provisions	524	-	1,195	-	-	-	-	-	-183	1,746
Other accounts receivable/payable	36,072	34,967	551	-372	-	-	276	84
trade credits.....	34,191	36,230	1,206	-335	-	-	-	-	194	93
other	1,881	-1,263	-655	-37	-	-	82	-9
Total	112,826	84,255	200,387	176,717	43,984	14,138	-9,939	-3,498	63,978	56,864

(follow)

Financial accounts

(follow) **Table 4**

[Access to data:](#)

[TFAA0000](#)

Italy's financial assets and liabilities in 2016

(flows in millions of euros)

Institutional sectors	General government						Households and non-profit institutions serving households		Rest of the world		Total	
	Central government		Local government		Social security funds							
	Assets	Liabilities	Assets	Liabilities	Assets	Liabilities	Assets	Liabilities	Assets	Liabilities	Assets	Liabilities
Monetary gold and SDRs.....	-	-	-	-	-	-	-	-	..	-1,085	-1,085	-1,085
Currency and transferable deposits, with..	4,223	-8,068	88	-	106	-	75,794	-	114,311	-2,804	269,947	269,947
MFIs.....	8,140	-	88	-	106	-	70,156	-	114,290	-	274,021	274,021
other residents.....	-3,917	-8,068	..	-	..	-	5,797	-	21	-	-1,270	-1,270
rest of the world.....	..	-	..	-	..	-	-159	-	-	-2,804	-2,804	-2,804
Other deposits, with.....	1,215	-743	683	-	128	-	-18,662	-	-24,786	1,116	-15,118	-15,118
MFIs.....	1,215	-	683	-	128	-	-17,888	-	-24,786	-	-15,492	-15,492
other residents.....	-	-743	-	-	-	-	-774	-	-	-	-743	-743
rest of the world.....	..	-	..	-	..	-	..	-	-	1,116	1,116	1,116
Short-term securities, issued by.....	-10	-7,961	-4	..	60	-	-1,693	-	5,905	407	-7,554	-7,554
general government.....	-10	-7,961	-4	..	60	-	-1,695	-	5,905	-	-7,961	-7,961
other residents.....	-	-	-	-	-	-	..	-	-	-
rest of the world.....	-	-	-	-	-	-	2	-	-	407	407	407
Bonds, issued by.....	318	65,739	-472	-2,135	984	-	-60,338	-	-80,286	30,192	21,758	21,758
MFIs.....	..	-	..	-	..	-	-47,154	-	-30,369	-	-70,342	-70,342
central government: CCTs.....	53	13,526	-18	-	212	-	-999	-	8,706	-	13,526	13,526
central government: other.....	265	52,213	106	-	80	-	-4,915	-	-39,034	-	52,213	52,213
local government.....	..	-	..	-2,135	..	-	1,400	-	-1,637	-	-2,135	-2,135
other residents.....	..	-	-560	-	692	-	-6,681	-	-17,953	-	-1,696	-1,696
rest of the world.....	-	-	..	-	..	-	-1,990	-	-	30,192	30,192	30,192
Derivates and employee stock options	4,188	-4,074	62	20	..	-11,170	..	-4,623	-4,623
Short-term loans, of.....	..	-2,451	-	-1,200	-	24	365	-2,049	2,873	-13,658	-32,582	-32,582
MFIs.....	-	-1,546	-	-831	-	24	-	-2,153	-	-9,622	-32,673	-32,673
other financial corporations.....	-	-905	-	-369	-	-	-	104	-	-4,469	-3,581	-3,581
general government.....	..	-	-	-	-	..	-	-	-
other residents.....	-	-	-	-	-	-	365	-	-	434	799	799
rest of the world.....	-	-	-	-	-	-	-	-	2,873	-	2,873	2,873
Medium and long-term loans, of.....	-735	4,064	33	-1,153	-720	8	-	10,793	10,147	10,709	42,508	42,508
MFIs.....	-	416	-	-369	-	8	-	9,755	-	10,665	27,312	27,312
other financial corporations.....	-	-4	-	-112	-	..	-	1,758	-	389	6,696	6,696
general government.....	-735	-437	33	-590	-720	-	-	-720	-	-119	-1,422	-1,422
other residents.....	-	-	-	-	-	-	-	-	-	-225	-225	-225
rest of the world.....	-	4,089	-	-82	-	-	-	-	10,147	-	10,147	10,147
Shares and other equity, issued by.....	-557	-	270	..	3,418	-	-24,697	-	6,670	25,953	64,267	64,267
residents.....	-1,076	-	270	..	3,418	-	-24,369	-	6,670	-	38,315	38,315
of which: listed shares.....	-1,392	-	..	-	..	-	-8,142	-	691	-	6,792	6,792
rest of the world.....	519	-	..	-	..	-	-328	-	-	25,953	25,953	25,953
Mutual funds shares, issued by.....	..	-	..	-	..	-	14,595	-	-25	45,160	57,585	57,585
residents.....	..	-	..	-	..	-	-365	-	-25	-	12,425	12,425
rest of the world.....	..	-	..	-	..	-	14,960	-	-	45,160	45,160	45,160
Insurances, pension and standardised guarantee schemes.....	4	1,160	35	-	1	-	44,634	549	493	-487	46,702	46,702
net equity of households.....	-	-	-	-	-	-	43,749	549	231	-303	43,980	43,980
other provisions.....	4	1,160	35	-	1	-	886	-	262	-183	2,723	2,723
Other accounts receivable/payable.....	-1,706	4,186	-1,839	-1,268	910	1,784	3,188	3,884	7,865	2,051	45,317	45,317
trade credits.....	-	1,575	-	-1,665	-	96	2,176	1,565	5,451	5,658	43,218	43,218
other.....	-1,706	2,611	-1,839	397	910	1,688	1,012	2,319	2,414	-3,607	2,099	2,099
Total.....	6,940	51,852	-1,144	-5,755	4,886	1,816	33,207	13,177	31,998	97,556	487,122	487,122

Financial accounts

Table 5

Access to data:

[TFAT0001](#)

Non-financial corporations

(stocks in millions of euros)

Financial instruments	ASSETS					LIABILITIES				
	2016-Q1	2016-Q2	2016-Q3	2016-Q4	2017-Q1	2016-Q1	2016-Q2	2016-Q3	2016-Q4	2017-Q1
Monetary gold and SDRs	-	-	-	-	-	-	-	-	-	-
Currency and transferable deposits, with	278,543	289,420	302,230	322,576	317,979	35,738	37,271	39,034	41,777	42,933
MFIs	225,933	233,779	242,795	260,451	252,964	-	-	-	-	-
other residents.....	3,640	4,290	4,452	5,636	5,598	35,738	37,271	39,034	41,777	42,933
rest of the world.....	48,969	51,351	54,983	56,489	59,417	-	-	-	-	-
Other deposits, with	19,951	16,845	16,278	14,465	15,360	-	-	-	-	-
MFIs	19,951	16,845	16,278	14,465	15,360	-	-	-	-	-
other residents.....	-	-	-	-	-
rest of the world.....	-	-	-	-	-
Short-term securities, with	72	152	78	49	44	4,982	4,982	4,982	4,982	4,982
general government	66	33	30	39	34	-	-	-	-	-
other residents.....	4,982	4,982	4,982	4,982	4,982
rest of the world.....	6	119	48	10	10	-	-	-	-	-
Bonds, issued by	58,761	61,937	61,861	60,870	60,959	132,767	139,482	142,971	139,583	144,923
MFIs	281	119	575	112	269	-	-	-	-	-
central government: CCTs.....	1,088	1,554	930	468	182	-	-	-	-	-
central government: other	47,874	50,433	50,164	49,864	50,572	-	-	-	-	-
local government.....	32	94	45	24	45	-	-	-	-	-
other residents.....	2,358	2,762	3,156	4,006	3,337	132,767	139,482	142,971	139,583	144,923
rest of the world.....	7,128	6,975	6,991	6,396	6,555	-	-	-	-	-
Derivates and employee stock options .	16,202	15,800	15,572	14,445	14,145	14,066	14,184	14,033	14,559	14,193
Short-term loans, of	44,470	44,119	45,093	46,064	46,256	361,936	367,302	358,525	354,728	356,299
MFIs	-	-	-	-	-	278,265	280,901	269,516	260,931	264,104
other financial corporations	-	-	-	-	-	13,909	15,198	14,143	17,436	15,443
general government	-	-	-	-	-	-	-	-	-	-
other residents.....	44,470	44,119	45,093	46,064	46,256	47,448	47,531	47,653	47,771	47,876
rest of the world.....	-	-	-	-	-	22,314	23,673	27,213	28,590	28,875
Medium and long-term loans, of	25,270	22,541	22,826	22,757	22,677	750,715	752,765	761,258	761,158	758,074
MFIs	-	-	-	-	-	510,067	510,877	513,847	514,877	512,925
other financial corporations	-	-	-	-	-	98,026	95,328	97,436	98,073	98,063
general government	-	-	-	-	-	39,502	39,584	39,599	38,818	38,810
other residents.....	25,270	22,541	22,826	22,757	22,677	12,329	12,329	12,329	12,329	12,326
rest of the world.....	-	-	-	-	-	90,791	94,647	98,047	97,062	95,951
Shares and other equity, issued by	568,654	545,995	559,826	590,687	628,402	1,679,769	1,631,722	1,642,575	1,716,603	1,734,334
residents.....	282,009	255,166	263,335	300,420	333,984	1,679,769	1,631,722	1,642,575	1,716,603	1,734,334
of which: listed shares.....	89,214	90,229	90,484	98,472	117,427	338,144	321,698	322,893	340,149	365,382
rest of the world.....	286,645	290,829	296,491	290,267	294,418	-	-	-	-	-
Mutual fund shares, issued by	12,111	13,324	14,232	13,448	14,215	-	-	-	-	-
residents.....	5,481	6,579	6,778	6,050	6,246	-	-	-	-	-
rest of the world.....	6,630	6,745	7,454	7,398	7,969	-	-	-	-	-
Insurances, pension and standardised guarantee schemes	17,027	17,158	17,289	17,420	15,930	101,691	102,118	102,532	102,999	103,482
net equity of households	-	-	-	-	-	101,691	102,118	102,532	102,999	103,482
other provisions	17,027	17,158	17,289	17,420	15,930	-	-	-	-	-
Other accounts receivable/payable	546,052	589,647	578,714	627,336	563,901	490,302	525,214	520,507	568,738	515,167
trade credits.....	510,373	542,036	535,222	585,725	532,351	442,133	477,422	473,032	521,567	468,300
other	35,679	47,611	43,492	41,611	31,550	48,168	47,791	47,476	47,171	46,866
Total	1,587,113	1,616,937	1,634,000	1,730,115	1,699,868	3,571,967	3,575,039	3,586,417	3,705,128	3,674,388

Financial accounts

Table 6

Access to data:

[TFAT0001](#)

Non-financial corporations

(flows in millions of euros)

Financial instruments	ASSETS					LIABILITIES				
	2016-Q1	2016-Q2	2016-Q3	2016-Q4	2017-Q1	2016-Q1	2016-Q2	2016-Q3	2016-Q4	2017-Q1
Monetary gold and SDRs	-	-	-	-	-	-	-	-	-	-
Currency and transferable deposits, with	-8,368	10,620	9,648	19,386	-5,301	760	1,532	1,763	2,743	1,156
MFIs	-8,657	7,846	9,016	17,656	-7,487	-	-	-	-	-
other residents.....	-218	650	162	1,184	-38	760	1,532	1,763	2,743	1,156
rest of the world.....	507	2,124	470	546	2,224	-	-	-	-	-
Other deposits, with.....	-5,310	-3,105	-567	-1,814	895	-	-	-	-	-
MFIs	-5,310	-3,105	-567	-1,814	895	-	-	-	-	-
other residents.....	-	-	-	-	-
rest of the world.....	-	-	-	-	-
Short-term securities, with.....	-135	79	-74	-81	-5
general government	-139	-34	-3	-41	-5	-	-	-	-	-
other residents.....
rest of the world.....	4	113	-71	-40	..	-	-	-	-	-
Bonds, issued by	262	2,441	280	1,448	-542	-8,568	3,919	2,451	-188	4,610
MFIs	-403	-403	-255	-351	-502	-	-	-	-	-
central government: CCTs.....	41	16	-239	-140	-813	-	-	-	-	-
central government: other	571	3,049	-389	1,125	748	-	-	-	-	-
local government	73	-348	71	-167	50	-	-	-	-	-
other residents.....	75	346	1,117	1,664	-208	-8,568	3,919	2,451	-188	4,610
rest of the world.....	-94	-220	-25	-682	183	-	-	-	-	-
Derivates and employee stock options .	2,928	500	458	-714	-483	2	2	2	2	..
Short-term loans, of.....	1,519	-2,022	441	496	-35	-2,051	5,955	-10,627	-491	1,255
MFIs	-	-	-	-	-	-1,282	3,167	-10,547	-4,510	3,603
other financial corporations	-	-	-	-	-	-1,688	1,509	-1,055	3,293	-1,993
general government	-	-	-	-	-	-	-	-	-	-
other residents.....	1,519	-2,022	441	496	-35	41	83	122	118	105
rest of the world.....	-	-	-	-	-	877	1,196	853	607	-461
Medium and long-term loans, of.....	2,452	-2,814	258	-122	-96	1,380	4,173	8,290	836	-4,091
MFIs	-	-	-	-	-	-1,719	564	849	2,193	-3,093
other financial corporations	-	-	-	-	-	-22	-314	4,641	436	192
general government	-	-	-	-	-	1,422	81	15	-781	-8
other residents.....	2,452	-2,814	258	-122	-96	-3
rest of the world.....	-	-	-	-	-	1,699	3,842	2,785	-1,013	-1,180
Shares and other equity, issued by.....	22,550	8,493	11,362	4,860	30,890	13,195	8,662	6,939	7,164	5,684
residents.....	17,961	3,682	5,632	3,695	29,255	13,195	8,662	6,939	7,164	5,684
of which: listed shares	8,295	5,050	-1,021	5,504	6,217	3,785	604	77	1,326	6
rest of the world.....	4,589	4,811	5,730	1,165	1,635	-	-	-	-	-
Mutual fund shares, issued by	-595	313	737	420	715	-	-	-	-	-
residents.....	28	215	131	284	159	-	-	-	-	-
rest of the world.....	-623	98	605	136	556	-	-	-	-	-
Insurances, pension and standardised guarantee schemes.....	131	131	131	131	475	135	427	414	467	483
net equity of households	-	-	-	-	-	135	427	414	467	483
other provisions	131	131	131	131	475	-	-	-	-	-
Other accounts receivable/payable	-45,027	43,479	-11,873	49,493	-63,865	-44,106	35,372	-5,911	49,612	-51,451
trade credits.....	-40,976	31,547	-7,755	51,375	-53,804	-43,840	35,749	-5,595	49,916	-51,147
other	-4,050	11,931	-4,119	-1,882	-10,061	-266	-377	-316	-305	-305
Total	-29,593	58,114	10,801	73,505	-37,352	-39,254	60,043	3,322	60,144	-42,354

Financial accounts

Table 7

Access to data:

[TFAT0002](#)

Central Bank

(stocks in millions of euros)

Financial instruments	ASSETS					LIABILITIES				
	2016-Q1	2016-Q2	2016-Q3	2016-Q4	2017-Q1	2016-Q1	2016-Q2	2016-Q3	2016-Q4	2017-Q1
Monetary gold and SDRs	91,777	100,049	99,904	93,098	98,097	8,138	8,286	8,224	8,387	8,346
Currency and transferable deposits, with	3,400	4,640	4,469	3,953	3,561	474,787	540,098	585,392	632,837	719,013
MFIs	35	474,787	540,098	585,392	632,837	719,013
other residents.....	-	-	-	-	-
rest of the world.....	3,365	4,640	4,469	3,953	3,561	-	-	-	-	-
Other deposits, with.....	196,933	222,578	237,913	254,604	309,071
MFIs	151,114	174,239	188,412	204,564	258,173
other residents.....	4,406	4,412	4,423	4,426	4,438	-	-	-	-	-
rest of the world.....	41,412	43,927	45,078	45,614	46,461	-	-	-	-	-
Short-term securities, with.....	794	1,337	866	1,042	5,509
general government	-	-	-	-	-
other residents.....	-	-	-	-	-
rest of the world.....	794	1,337	866	1,042	5,509	-	-	-	-	-
Bonds, issued by	318,015	355,101	387,241	413,735	434,935
MFIs	22,143	24,614	24,258	23,914	24,674
central government: CCTs.....	6,307	7,882	11,162	14,245	16,681	-	-	-	-	-
central government: other	210,879	243,665	270,799	291,817	310,925	-	-	-	-	-
local government	-	-	-	-	-
other residents.....	178	652	2,320	3,860	8,402	-	-	-	-	-
rest of the world.....	78,508	78,288	78,702	79,899	74,254	-	-	-	-	-
Derivates and employee stock options .	27	27	29	29	8	3	3	3	3	7
Short-term loans, of.....	95	81	48	42	51
MFIs	95	81	48	42	51	-	-	-	-	-
other financial corporations	-	-	-	-	-	-	-	-	-	-
general government	-	-	-	-	-	-	-	-	-	-
other residents.....	-	-	-	-	-	-	-	-	-	-
rest of the world.....	-	-	-	-	-	-	-	-	-	-
Medium and long-term loans, of.....	2,775	2,773	2,724	2,464	2,389	8,424	8,571	8,544	8,691	8,683
MFIs	2,775	2,773	2,724	2,464	2,389
other financial corporations	-	-	-	-	-	-	-	-	-	-
general government	-	-	-	-	-	286	285	320	304	336
other residents.....	-	-	-	-	-	-	-	-	-	-
rest of the world.....	-	-	-	-	-	8,138	8,286	8,224	8,387	8,346
Shares and other equity, issued by.....	8,508	8,322	8,644	9,135	9,781	7,500	7,500	7,500	7,500	7,500
residents.....	1,564	1,533	1,524	1,579	1,681	7,500	7,500	7,500	7,500	7,500
of which: listed shares	1,564	1,533	1,524	1,579	1,681	-	-	-	-	-
rest of the world.....	6,944	6,789	7,120	7,556	8,101	-	-	-	-	-
Mutual fund shares, issued by
residents.....
rest of the world.....	-	-	-	-	-
Insurances, pension and standardised guarantee schemes.....	6,617	6,617	6,617	6,740	6,740
net equity of households	-	-	-	-	-	6,617	6,617	6,617	6,740	6,740
other provisions	-	-	-	-	-
Other accounts receivable/payable
trade credits.....	-	-	-	-	-	-	-	-	-	-
other
Total.....	622,323	694,908	741,838	778,100	863,404	505,468	571,075	616,280	664,158	750,289

Financial accounts

Table 8

Access to data:

[TFAT0002](#)

Central Bank

(flows in millions of euros)

Financial instruments	ASSETS					LIABILITIES				
	2016-Q1	2016-Q2	2016-Q3	2016-Q4	2017-Q1	2016-Q1	2016-Q2	2016-Q3	2016-Q4	2017-Q1
Monetary gold and SDRs	-1,112	18	16	-7	19
Currency and transferable deposits, with	-140	1,177	-141	-579	-429	14,844	65,311	45,294	47,249	86,176
MFIs	14,844	65,311	45,294	47,249	86,176
other residents	-	-	-	-	-
rest of the world	-140	1,177	-141	-579	-429	-	-	-	-	-
Other deposits, with	-8,120	22,926	14,678	17,455	52,840
MFIs	-7,475	22,949	14,161	16,155	53,608
other residents	11	6	11	3	12	-	-	-	-	-
rest of the world	-656	-30	507	1,297	-779	-	-	-	-	-
Short-term securities, with	-140	543	-471	176	4,467
general government	-	-	-	-	-
other residents	-	-	-	-	-
rest of the world	-140	543	-471	176	4,467	-	-	-	-	-
Bonds, issued by	26,021	37,025	29,294	34,765	30,305
MFIs	1,587	2,322	-508	413	828
central government: CCTs	922	2,482	2,356	3,116	2,506	-	-	-	-	-
central government: other	22,461	32,871	26,906	28,710	29,376	-	-	-	-	-
local government	-	-	-	-	-
other residents	2,602	-	-	-	-	-
rest of the world	1,051	-650	540	2,525	-5,006	-	-	-	-	-
Derivates and employee stock options
Short-term loans, of	-13	-13	-34	-6	9
MFIs	-13	-13	-34	-6	9	-	-	-	-	-
other financial corporations	-	-	-	-	-	-	-	-	-	-
general government	-	-	-	-	-	-	-	-	-	-
other residents	-	-	-	-	-	-	-	-	-	-
rest of the world	-	-	-	-	-	-	-	-	-	-
Medium and long-term loans, of	-80	-48	-29	-286	-61	-74	-8	37	-12	36
MFIs	-80	-48	-29	-286	-61
other financial corporations	-	-	-	-	-	-	-	-	-	-
general government	-	-	-	-	-	-74	-8	37	-12	36
other residents	-	-	-	-	-	-	-	-	-	-
rest of the world	-	-	-	-	-
Shares and other equity, issued by	74	2	-4	255	216
residents	5	3	..	-61
of which: listed shares	5	3	..	-61	..	-	-	-	-	-
rest of the world	69	..	-4	316	217	-	-	-	-	-
Mutual fund shares, issued by
residents
rest of the world	-	-	-	-	-
Insurances, pension and standardised guarantee schemes	123	..
net equity of households	-	-	-	-	-	123	..
other provisions	-	-	-	-	-
Other accounts receivable/payable
trade credits	-	-	-	-	-	-	-	-	-	-
other
Total	16,491	61,630	43,309	51,774	87,367	14,770	65,303	45,330	47,361	86,212

Monetary financial institutions except Central Bank

(stocks in millions of euros)

Financial instruments	ASSETS					LIABILITIES				
	2016-Q1	2016-Q2	2016-Q3	2016-Q4	2017-Q1	2016-Q1	2016-Q2	2016-Q3	2016-Q4	2017-Q1
Monetary gold and SDRs	-	-	-	-	-	-	-	-	-	-
Currency and transferable deposits, with	372,430	386,762	377,759	412,009	436,005	1,030,919	1,049,843	1,066,113	1,113,088	1,114,741
MFIs	105,839	116,128	123,719	153,873	171,525	1,030,919	1,049,843	1,066,113	1,113,088	1,114,741
other residents.....	155,277	150,721	150,304	151,822	155,513	-	-	-	-	-
rest of the world.....	111,314	119,912	103,736	106,315	108,967	-	-	-	-	-
Other deposits, with.....	349,493	347,391	350,470	329,716	347,911	1,565,576	1,565,555	1,517,855	1,520,267	1,578,910
MFIs	348,797	346,695	349,774	329,020	347,215	1,565,576	1,565,555	1,517,855	1,520,267	1,578,910
other residents.....	696	696	696	696	696	-	-	-	-	-
rest of the world.....	-	-	-	-	-
Short-term securities, with.....	31,503	39,462	36,888	26,431	25,542
general government	21,744	29,099	26,818	15,691	15,303	-	-	-	-	-
other residents.....	5,039	5,039	5,039	5,039	5,039
rest of the world.....	4,720	5,324	5,031	5,701	5,199	-	-	-	-	-
Bonds, issued by	786,285	803,236	787,292	785,147	801,292	604,771	598,889	585,843	572,692	558,088
MFIs	208,776	218,056	225,227	224,945	218,170	604,771	598,889	585,843	572,692	558,088
central government: CCTs.....	60,952	62,548	57,816	58,649	60,596	-	-	-	-	-
central government: other	321,893	326,903	312,860	302,954	317,721	-	-	-	-	-
local government	3,967	3,295	3,604	3,056	2,993	-	-	-	-	-
other residents.....	108,346	108,146	111,344	118,588	119,505	-	-	-	-	-
rest of the world.....	82,351	84,287	76,442	76,956	82,307	-	-	-	-	-
Derivates and employee stock options .	204,534	218,863	212,615	178,665	164,867	219,929	234,446	230,730	193,479	176,943
Short-term loans, of.....	550,094	532,722	509,177	499,094	500,357
MFIs	550,094	532,722	509,177	499,094	500,357
other financial corporations	-	-	-	-	-	-	-	-	-	-
general government	-	-	-	-	-	-	-	-	-	-
other residents.....	-	-	-	-	-	-	-	-	-	-
rest of the world.....	-	-	-	-	-
Medium and long-term loans, of.....	1,323,672	1,322,778	1,326,417	1,347,360	1,352,012	15,891	15,824	15,799	15,673	15,666
MFIs	1,323,672	1,322,778	1,326,417	1,347,360	1,352,012	14,031	14,031	14,031	14,031	14,031
other financial corporations	-	-	-	-	-	1,066	1,066	1,066	1,066	1,066
general government	-	-	-	-	-	794	727	702	576	569
other residents.....	-	-	-	-	-	-	-	-	-	-
rest of the world.....	-	-	-	-	-
Shares and other equity, issued by.....	186,289	186,539	187,324	188,591	187,363	186,129	135,162	142,201	180,143	207,966
residents.....	118,440	119,054	118,633	115,959	112,034	186,129	135,162	142,201	180,143	207,966
of which: listed shares.....	27,601	26,539	26,486	24,325	24,508	96,557	69,181	72,819	90,443	111,650
rest of the world.....	67,850	67,485	68,691	72,631	75,329	-	-	-	-	-
Mutual fund shares, issued by	11,998	13,932	14,131	15,383	15,158	5,716	5,441	4,929	4,813	4,249
residents.....	8,295	10,108	10,303	11,469	11,137	5,716	5,441	4,929	4,813	4,249
rest of the world.....	3,703	3,824	3,829	3,914	4,022	-	-	-	-	-
Insurances, pension and standardised guarantee schemes.....	5,228	5,527	5,826	6,124	6,197	12,203	11,467	10,359	9,815	8,988
net equity of households	-	-	-	-	-	12,203	11,467	10,359	9,815	8,988
other provisions	5,228	5,527	5,826	6,124	6,197	-	-	-	-	-
Other accounts receivable/payable	24,843	26,117	26,400	24,273	23,168	2,658	2,706	2,568	2,767	2,852
trade credits.....	12,910	14,184	14,467	12,996	11,890	1,772	1,821	1,682	1,918	2,003
other	11,933	11,933	11,933	11,278	11,278	886	886	886	849	849
Total.....	3,846,370	3,883,328	3,834,300	3,812,793	3,859,871	3,643,792	3,619,334	3,576,396	3,612,738	3,668,402

Monetary financial institutions except Central Bank

(flows in millions of euros)

Financial instruments	ASSETS					LIABILITIES				
	2016-Q1	2016-Q2	2016-Q3	2016-Q4	2017-Q1	2016-Q1	2016-Q2	2016-Q3	2016-Q4	2017-Q1
Monetary gold and SDRs	-	-	-	-	-	-	-	-	-	-
Currency and transferable deposits, with	-2,272	13,645	-8,811	32,710	24,332	19,119	18,958	16,270	46,975	1,653
MFIs	-3,092	10,289	7,591	30,154	17,652	19,119	18,958	16,270	46,975	1,653
other residents	-1,534	-4,556	-417	1,517	3,691	-	-	-	-	-
rest of the world	2,354	7,912	-15,985	1,038	2,989	-	-	-	-	-
Other deposits, with	9,091	-2,102	3,079	-20,754	18,195	34,391	-366	-52,243	2,725	58,020
MFIs	9,091	-2,102	3,079	-20,754	18,195	34,391	-366	-52,243	2,725	58,020
other residents	-	-	-	-	-
rest of the world	-	-	-	-	-
Short-term securities, with	2,171	8,044	-3,110	-10,414	-1,007
general government	1,580	7,440	-2,258	-11,146	-404	-	-	-	-	-
other residents
rest of the world	591	604	-851	732	-603	-	-	-	-	-
Bonds, issued by	5,436	15,632	-17,369	2,186	21,098	-36,300	-4,209	-14,340	-15,493	-9,607
MFIs	-7,653	9,307	7,067	1,755	-6,646	-36,300	-4,209	-14,340	-15,493	-9,607
central government: CCTs	-2,399	1,774	-4,629	1,083	2,638	-	-	-	-	-
central government: other	10,632	3,990	-14,971	-8,522	18,504	-	-	-	-	-
local government	-32	-223	-40	-152	-85	-	-	-	-	-
other residents	-6,088	-375	3,268	7,485	1,012	-	-	-	-	-
rest of the world	10,975	1,160	-8,065	538	5,674	-	-	-	-	-
Derivates and employee stock options .	1,322	-2,490	2,425	-3,943	1,723
Short-term loans, of	14,062	-16,289	-22,192	-8,188	1,946
MFIs	14,062	-16,289	-22,192	-8,188	1,946
other financial corporations	-	-	-	-	-
general government	-	-	-	-	-	-	-	-	-	-
other residents	-	-	-	-	-	-	-	-	-	-
rest of the world	-	-	-	-	-
Medium and long-term loans, of	2,782	-956	3,931	21,999	3,700	-17	-67	-25	-126	-7
MFIs	2,782	-956	3,931	21,999	3,700
other financial corporations	-	-	-	-	-
general government	-	-	-	-	-	-17	-67	-25	-126	-7
other residents	-	-	-	-	-	-	-	-	-	-
rest of the world	-	-	-	-	-
Shares and other equity, issued by	-1,068	1,186	775	2,240	2,600	-5,122	-2,154	729	453	16,700
residents	1	1,644	-228	-1,716	201	-5,122	-2,154	729	453	16,700
of which: listed shares	366	-50	-794	44	..	996	13,001
rest of the world	-1,069	-458	1,002	3,956	2,399	-	-	-	-	-
Mutual fund shares, issued by	-126	1,997	16	798	-448	-248	-275	-512	-116	-565
residents	25	1,862	74	1,140	-378	-248	-275	-512	-116	-565
rest of the world	-150	134	-58	-342	-71	-	-	-	-	-
Insurances, pension and standardised guarantee schemes	299	299	299	299	73	-1,297	-736	-1,108	-544	-827
net equity of households	-	-	-	-	-	-1,297	-736	-1,108	-544	-827
other provisions	299	299	299	299	73	-	-	-	-	-
Other accounts receivable/payable	1,131	1,260	295	-2,134	-1,109	-460	42	-128	174	87
trade credits	1,131	1,260	295	-1,479	-1,109	-460	42	-128	211	87
other	-655	-37	..
Total	32,826	20,224	-40,664	14,798	71,101	10,068	11,194	-51,357	34,049	65,456

Other financial intermediaries except non-MMF investment funds

(stocks in millions of euros)

Financial instruments	ASSETS					LIABILITIES				
	2016-Q1	2016-Q2	2016-Q3	2016-Q4	2017-Q1	2016-Q1	2016-Q2	2016-Q3	2016-Q4	2017-Q1
Monetary gold and SDRs	-	-	-	-	-	-	-	-	-	-
Currency and transferable deposits, with	31,550	33,243	34,457	39,545	40,136	-	-	-	-	-
MFIs	31,436	33,117	34,300	39,383	39,883	-	-	-	-	-
other residents.....	113	126	157	162	253	-	-	-	-	-
rest of the world.....	-	-	-	-	-
Other deposits, with.....	123,534	120,043	119,989	123,869	122,642
MFIs	123,534	120,043	119,989	123,869	122,642	-	-	-	-	-
other residents.....	-	-	-	-	-
rest of the world.....	-	-	-	-	-
Short-term securities, with.....	504	427	480	443	322	57	57	57	57	57
general government	332	246	368	308	161	-	-	-	-	-
other residents.....	57	57	57	57	57
rest of the world.....	173	182	113	135	162	-	-	-	-	-
Bonds, issued by	96,158	97,609	106,463	97,973	82,378	172,715	174,554	177,396	177,687	178,154
MFIs	11,565	11,537	11,488	11,539	11,292	-	-	-	-	-
central government: CCTs.....	100	253	109	31	45	-	-	-	-	-
central government: other	35,067	35,356	36,081	34,649	27,338	-	-	-	-	-
local government.....	28	76	37	14	33	-	-	-	-	-
other residents.....	6,141	10,697	14,431	7,331	5,153	172,715	174,554	177,396	177,687	178,154
rest of the world.....	43,257	39,690	44,317	44,409	38,518	-	-	-	-	-
Derivates and employee stock options .	4,091	4,224	3,983	3,562	3,317	3,567	3,514	3,184	2,709	2,291
Short-term loans, of.....	24,293	24,633	23,373	23,348	22,366	140,602	144,796	130,834	119,331	124,498
MFIs	-	-	-	-	-	57,829	60,577	60,031	58,116	56,453
other financial corporations	24,293	24,633	23,373	23,348	22,366	-	-	-	-	-
general government	-	-	-	-	-	-	-	-	-	-
other residents.....	-	-	-	-	-	-	-	-	-	-
rest of the world.....	-	-	-	-	-	82,773	84,218	70,804	61,215	68,045
Medium and long-term loans, of.....	176,403	172,945	175,447	178,264	176,109	106,336	97,077	97,086	103,915	99,544
MFIs	-	-	-	-	-	70,995	65,933	65,118	71,958	68,042
other financial corporations	176,403	172,945	175,447	178,264	176,109	3,520	3,410	3,564	3,558	3,489
general government	-	-	-	-	-
other residents.....	-	-	-	-	-	-	-	-	-	-
rest of the world.....	-	-	-	-	-	31,822	27,734	28,404	28,399	28,013
Shares and other equity, issued by.....	85,815	78,441	79,491	85,884	83,733	34,110	31,856	32,100	33,933	34,704
residents.....	74,497	67,020	68,053	73,490	76,117	34,110	31,856	32,100	33,933	34,704
of which: listed shares.....	15,387	11,503	12,403	18,385	20,002	9,226	6,708	6,688	8,257	9,093
rest of the world.....	11,319	11,421	11,438	12,394	7,616	-	-	-	-	-
Mutual fund shares, issued by	108,405	112,036	118,483	120,549	125,980
residents.....	6,232	6,871	7,851	7,813	7,160
rest of the world.....	102,172	105,165	110,632	112,735	118,820	-	-	-	-	-
Insurances, pension and standardised guarantee schemes.....	-	-	-	-	-	-	-	-	-	-
net equity of households	-	-	-	-	-	-	-	-	-	-
other provisions	-	-	-	-	-	-	-	-	-	-
Other accounts receivable/payable	777	777	777	777	777
trade credits.....	-	-	-	-	-	-	-	-	-	-
other	777	777	777	777	777
Total.....	651,530	644,378	662,944	674,213	657,760	457,387	451,853	440,657	437,631	439,248

Financial accounts

Table 12

Access to data:

[TFAT0004](#)

Other financial intermediaries except non-MMF investment funds

(flows in millions of euros)

Financial instruments	ASSETS					LIABILITIES				
	2016-Q1	2016-Q2	2016-Q3	2016-Q4	2017-Q1	2016-Q1	2016-Q2	2016-Q3	2016-Q4	2017-Q1
Monetary gold and SDRs	-	-	-	-	-	-	-	-	-	-
Currency and transferable deposits, with	2,645	1,717	1,189	5,141	592	-	-	-	-	-
MFIs	2,670	1,704	1,158	5,137	500	-	-	-	-	-
other residents.....	-25	13	31	4	92	-	-	-	-	-
rest of the world.....	-	-	-	-	-
Other deposits, with.....	-6,861	-3,491	-54	3,880	-1,227
MFIs	-6,861	-3,491	-54	3,880	-1,227	-	-	-	-	-
other residents.....	-	-	-	-	-
rest of the world.....	-	-	-	-	-
Short-term securities, with.....	-389	-36	51	-76	-142
general government	-356	-44	121	-95	-174	-	-	-	-	-
other residents.....
rest of the world.....	-33	8	-71	19	32	-	-	-	-	-
Bonds, issued by	-4,081	2,747	9,326	-2,043	-11,396	-5,136	152	2,341	2,538	523
MFIs	-60	-23	-67	131	-228	-	-	-	-	-
central government: CCTs.....	-8	-9	-104	-203	-411	-	-	-	-	-
central government: other	-713	377	654	-353	-3,442	-	-	-	-	-
local government.....	3	-361	80	-169	48	-	-	-	-	-
other residents.....	-4,958	5,187	6,566	235	-1,502	-5,136	152	2,341	2,538	523
rest of the world.....	1,656	-2,425	2,197	-1,684	-5,861	-	-	-	-	-
Derivates and employee stock options .	189	41	48	7	..	-1,228	769	-225	127	-186
Short-term loans, of.....	-2,396	452	-1,468	-169	-999	18,774	4,242	-13,626	-12,257	5,180
MFIs	-	-	-	-	-	-1,962	2,799	5	-2,582	-1,639
other financial corporations	-2,396	452	-1,468	-169	-999	-	-	-	-	-
general government	-	-	-	-	-	-	-	-	-	-
other residents.....	-	-	-	-	-	-	-	-	-	-
rest of the world.....	-	-	-	-	-	20,736	1,443	-13,631	-9,675	6,819
Medium and long-term loans, of.....	468	-415	4,622	2,421	-927	2,118	-6,586	1,685	6,728	-3,389
MFIs	-	-	-	-	-	1,687	-5,064	1,029	6,863	-2,954
other financial corporations	468	-415	4,622	2,421	-927	-74	-96	96	-8	83
general government	-	-	-	-	-
other residents.....	-	-	-	-	-	-	-	-	-	-
rest of the world.....	-	-	-	-	-	506	-1,426	560	-128	-518
Shares and other equity, issued by.....	1,062	1,240	1,119	1,688	613	36	36	37	36	-266
residents.....	1,146	1,146	1,146	1,146	571	36	36	37	36	-266
of which: listed shares.....
rest of the world.....	-83	94	-26	543	42	-	-	-	-	-
Mutual fund shares, issued by	1,768	3,552	4,457	952	3,814
residents.....	36	639	980	-38	-654
rest of the world.....	1,732	2,913	3,477	989	4,467	-	-	-	-	-
Insurances, pension and standardised guarantee schemes.....	-	-	-	-	-	-	-	-	-	-
net equity of households	-	-	-	-	-	-	-	-	-	-
other provisions	-	-	-	-	-	-	-	-	-	-
Other accounts receivable/payable
trade credits.....	-	-	-	-	-	-	-	-	-	-
other
Total	-7,594	5,808	19,289	11,801	-9,672	14,564	-1,386	-9,788	-2,827	1,863

Financial accounts

Table 13

Access to data:

[TFAT0005](#)

Non-MMF investment funds

(stocks in millions of euros)

Financial instruments	ASSETS					LIABILITIES				
	2016-Q1	2016-Q2	2016-Q3	2016-Q4	2017-Q1	2016-Q1	2016-Q2	2016-Q3	2016-Q4	2017-Q1
Monetary gold and SDRs	-	-	-	-	-	-	-	-	-	-
Currency and transferable deposits, with	20,082	20,204	20,189	20,934	20,477	-	-	-	-	-
MFIs	19,487	19,660	19,645	20,449	20,030	-	-	-	-	-
other residents.....	176	166	166	166	166	-	-	-	-	-
rest of the world.....	419	378	378	319	281	-	-	-	-	-
Other deposits, with	905	905	905	905	905	-	-	-	-	-
MFIs	905	905	905	905	905	-	-	-	-	-
other residents.....	-	-	-	-	-	-	-	-	-	-
rest of the world.....	-	-	-	-	-
Short-term securities, with	5,930	6,190	5,608	5,779	7,004	-	-	-	-	-
general government	4,462	5,153	4,457	4,814	6,048	-	-	-	-	-
other residents.....	-	-	-	-	-
rest of the world.....	1,468	1,038	1,151	965	957	-	-	-	-	-
Bonds, issued by	121,794	124,403	127,559	128,368	130,081	-	-	-	-	-
MFIs	6,032	6,121	6,202	5,930	6,018	-	-	-	-	-
central government: CCTs.....	1,534	1,418	2,023	2,304	1,896	-	-	-	-	-
central government: other	47,163	47,978	47,828	50,909	50,544	-	-	-	-	-
local government	-	-	-	-	-
other residents.....	5,754	6,056	6,303	6,151	6,370	-	-	-	-	-
rest of the world.....	61,311	62,829	65,203	63,074	65,252	-	-	-	-	-
Derivates and employee stock options .	1,277	1,561	1,556	1,606	1,673	377
Short-term loans, of	-	-	-	-	-
MFIs	-	-	-	-	-	-	-	-	-	-
other financial corporations	-	-	-	-	-
general government	-	-	-	-	-	-	-	-	-	-
other residents.....	-	-	-	-	-	-	-	-	-	-
rest of the world.....	-	-	-	-	-	-	-	-	-	-
Medium and long-term loans, of	-	-	-	-	-
MFIs	-	-	-	-	-	-	-	-	-	-
other financial corporations	-	-	-	-	-
general government	-	-	-	-	-	-	-	-	-	-
other residents.....	-	-	-	-	-	-	-	-	-	-
rest of the world.....	-	-	-	-	-	-	-	-	-	-
Shares and other equity, issued by	92,613	95,864	101,302	106,523	109,990	-	-	-	-	-
residents.....	28,146	30,717	32,752	35,621	36,270	-	-	-	-	-
of which: listed shares.....	5,025	4,430	4,732	5,178	5,804	-	-	-	-	-
rest of the world.....	64,467	65,147	68,551	70,902	73,720	-	-	-	-	-
Mutual fund shares, issued by	30,559	33,121	33,832	34,136	34,332	275,046	280,348	287,651	296,042	301,386
residents.....	275,046	280,348	287,651	296,042	301,386
rest of the world.....	30,559	33,121	33,832	34,136	34,332	-	-	-	-	-
Insurances, pension and standardised guarantee schemes	-	-	-	-	-	-	-	-	-	-
net equity of households	-	-	-	-	-	-	-	-	-	-
other provisions	-	-	-	-	-	-	-	-	-	-
Other accounts receivable/payable	-	-	-	-	-
trade credits.....	-	-	-	-	-	-	-	-	-	-
other	-	-	-	-	-
Total	273,161	282,249	290,952	298,251	304,462	275,046	280,348	287,651	296,042	301,763

Financial accounts

Table 14

Access to data:

[TFAT0005](#)

Non-MMF investment funds

(flows in millions of euros)

Financial instruments	ASSETS					LIABILITIES				
	2016-Q1	2016-Q2	2016-Q3	2016-Q4	2017-Q1	2016-Q1	2016-Q2	2016-Q3	2016-Q4	2017-Q1
Monetary gold and SDRs	-	-	-	-	-	-	-	-	-	-
Currency and transferable deposits, with	-1,238	99	10	690	-457	-	-	-	-	-
MFIs	-1,236	150	11	750	-420	-	-	-	-	-
other residents	-10	..	-1	..	-	-	-	-	-
rest of the world	-2	-40	-1	-59	-38	-	-	-	-	-
Other deposits, with	-	-	-	-	-
MFIs	-	-	-	-	-
other residents	-	-	-	-	-	-	-	-	-	-
rest of the world	-	-	-	-	-
Short-term securities, with	-466	266	-590	278	1,226	-	-	-	-	-
general government	-581	696	-695	357	1,236	-	-	-	-	-
other residents	-	-	-	-	-
rest of the world	115	-430	106	-79	-10	-	-	-	-	-
Bonds, issued by	-2,769	2,103	3,149	718	3,002	-	-	-	-	-
MFIs	-375	198	163	-392	108	-	-	-	-	-
central government: CCTs	-435	-116	605	280	-408	-	-	-	-	-
central government: other	-3,148	902	-65	3,534	287	-	-	-	-	-
local government	-	-	-	-	-
other residents	-50	376	207	8	239	-	-	-	-	-
rest of the world	1,239	743	2,239	-2,711	2,776	-	-	-	-	-
Derivates and employee stock options .	-1,232	764	-229	127	-187
Short-term loans, of	-	-	-	-	-
MFIs	-	-	-	-	-	-	-	-	-	-
other financial corporations	-	-	-	-	-
general government	-	-	-	-	-	-	-	-	-	-
other residents	-	-	-	-	-	-	-	-	-	-
rest of the world	-	-	-	-	-	-	-	-	-	-
Medium and long-term loans, of	-	-	-	-	-
MFIs	-	-	-	-	-	-	-	-	-	-
other financial corporations	-	-	-	-	-
general government	-	-	-	-	-	-	-	-	-	-
other residents	-	-	-	-	-	-	-	-	-	-
rest of the world	-	-	-	-	-	-	-	-	-	-
Shares and other equity, issued by	753	4,177	3,773	2,302	1,509	-	-	-	-	-
residents	-53	3,217	1,810	1,522	-19	-	-	-	-	-
of which: listed shares	21	-70	201	-65	250	-	-	-	-	-
rest of the world	806	960	1,963	781	1,528	-	-	-	-	-
Mutual fund shares, issued by	-117	2,173	137	-199	-359	-1,197	4,834	3,881	6,057	3,223
residents	-1,197	4,834	3,881	6,057	3,223
rest of the world	-117	2,173	137	-199	-359	-	-	-	-	-
Insurances, pension and standardised guarantee schemes	-	-	-	-	-	-	-	-	-	-
net equity of households	-	-	-	-	-	-	-	-	-	-
other provisions	-	-	-	-	-	-	-	-	-	-
Other accounts receivable/payable	-	-	-	-	-
trade credits	-	-	-	-	-	-	-	-	-	-
other	-	-	-	-	-
Total	-5,069	9,582	6,250	3,917	4,734	-1,197	4,834	3,881	6,057	3,223

Financial accounts

Table 15

Access to data:

[TFAT0006](#)

Financial auxiliaries

(stocks in millions of euros)

Financial instruments	ASSETS					LIABILITIES				
	2016-Q1	2016-Q2	2016-Q3	2016-Q4	2017-Q1	2016-Q1	2016-Q2	2016-Q3	2016-Q4	2017-Q1
Monetary gold and SDRs	-	-	-	-	-	-	-	-	-	-
Currency and transferable deposits, with	16,397	17,561	17,565	18,584	19,220	-	-	-	-	-
MFIs	16,304	17,466	17,432	18,440	19,070	-	-	-	-	-
other residents.....	-	-	-	-	-	-	-	-	-	-
rest of the world.....	92	96	133	144	150	-	-	-	-	-
Other deposits, with	181,793	173,950	158,263	158,318	148,563	-	-	-	-	-
MFIs	181,793	173,950	158,263	158,318	148,563	-	-	-	-	-
other residents.....	-	-	-	-	-	-	-	-	-	-
rest of the world.....	-	-	-	-	-
Short-term securities, with	5,231	3,473	2,715	2,386	4,660	-	-	-	-	-
general government	5,231	3,473	2,715	2,386	4,660	-	-	-	-	-
other residents.....	-	-	-	-	-	-	-	-	-	-
rest of the world.....	-	-	-	-	-	-	-	-	-	-
Bonds, issued by	80,296	71,774	62,843	60,930	53,936	-	-	-	-	-
MFIs	10,034	9,872	10,328	9,865	10,022	-	-	-	-	-
central government: CCTs.....	9,260	10,646	8,201	6,170	4,428	-	-	-	-	-
central government: other	55,782	45,621	38,916	39,481	34,417	-	-	-	-	-
local government.....	160	507	244	146	..	-	-	-	-	-
other residents.....	5,061	5,128	5,155	5,268	5,070	-	-	-	-	-
rest of the world.....	-	-	-	-	-	-	-	-	-	-
Derivates and employee stock options ..	993	1,089	1,016	946	946	4,146	4,603	4,565	4,378	3,819
Short-term loans, of	111,476	93,481	85,766	86,119	76,207
MFIs	-	-	-	-	-	111,476	93,481	85,766	86,119	76,207
other financial corporations	-	-	-	-	-
general government	-	-	-	-	-	-	-	-	-	-
other residents.....	-	-	-	-	-	-	-	-	-	-
rest of the world.....	-	-	-	-	-	-	-	-	-	-
Medium and long-term loans, of	6,177	6,203	5,760	6,560	6,402
MFIs	-	-	-	-	-	6,171	6,197	5,754	6,554	6,396
other financial corporations
general government	-	-	-	-	-	6	6	6	6	6
other residents.....	-	-	-	-	-	-	-	-	-	-
rest of the world.....	-	-	-	-	-	-	-	-	-	-
Shares and other equity, issued by	6,871	6,890	6,910	6,929	6,932
residents.....	6,871	6,890	6,910	6,929	6,932
of which: listed shares.....	-	-	-	-	-	-	-	-	-	-
rest of the world.....	-	-	-	-	-	-	-	-	-	-
Mutual fund shares, issued by	42,089	38,159	39,369	39,723	41,014	-	-	-	-	-
residents.....	5,204	5,053	4,634	4,859	4,688	-	-	-	-	-
rest of the world.....	36,884	33,106	34,734	34,864	36,326	-	-	-	-	-
Insurances, pension and standardised guarantee schemes	-	-	-	-	-	-	-	-	-	-
net equity of households	-	-	-	-	-	-	-	-	-	-
other provisions	-	-	-	-	-	-	-	-	-	-
Other accounts receivable/payable	-	-	-	-	-	-	-	-	-	-
trade credits.....	-	-	-	-	-	-	-	-	-	-
other	-	-	-	-	-	-	-	-	-	-
Total	326,798	306,008	281,771	280,887	268,340	128,669	111,176	103,001	103,987	93,359

Financial accounts

Table 16

Access to data:

[TFAT0006](#)

Financial auxiliaries

(flows in millions of euros)

Financial instruments	ASSETS					LIABILITIES				
	2016-Q1	2016-Q2	2016-Q3	2016-Q4	2017-Q1	2016-Q1	2016-Q2	2016-Q3	2016-Q4	2017-Q1
Monetary gold and SDRs	-	-	-	-	-	-	-	-	-	-
Currency and transferable deposits, with	-57	1,164	-35	1,019	636	-	-	-	-	-
MFIs	-42	1,162	-34	1,008	631	-	-	-	-	-
other residents.....	-	-	-	-	-	-	-	-	-	-
rest of the world.....	-15	2	-1	11	6	-	-	-	-	-
Other deposits, with.....	31,359	-7,843	-15,687	55	-9,755	-	-	-	-	-
MFIs	31,359	-7,843	-15,687	55	-9,755	-	-	-	-	-
other residents.....	-	-	-	-	-	-	-	-	-	-
rest of the world.....	-	-	-	-	-
Short-term securities, with.....	1,024	-1,845	-769	-236	2,255	-	-	-	-	-
general government	1,024	-1,845	-769	-236	2,255	-	-	-	-	-
other residents.....	-	-	-	-	-	-	-	-	-	-
rest of the world.....	-	-	-	-	-	-	-	-	-	-
Bonds, issued by	-3,130	-4,115	-6,739	-809	-2,412	-	-	-	-	-
MFIs	-575	303	-87	-461	469	-	-	-	-	-
central government: CCTs.....	-510	685	-1,356	-166	-1,928	-	-	-	-	-
central government: other	-2,989	-5,061	-4,863	996	-237	-	-	-	-	-
local government.....	-200	143	-203	-171	-131	-	-	-	-	-
other residents.....	1,143	-185	-229	-1,008	-584	-	-	-	-	-
rest of the world.....	-	-	-	-	-	-	-	-	-	-
Derivates and employee stock options
Short-term loans, of.....	21,381	-17,995	-7,715	353	-9,912
MFIs	-	-	-	-	-	21,381	-17,995	-7,715	353	-9,912
other financial corporations	-	-	-	-	-
general government	-	-	-	-	-	-	-	-	-	-
other residents.....	-	-	-	-	-	-	-	-	-	-
rest of the world.....	-	-	-	-	-	-	-	-	-	-
Medium and long-term loans, of.....	397	26	-443	800	-158
MFIs	-	-	-	-	-	397	26	-443	800	-158
other financial corporations
general government	-	-	-	-	-
other residents.....	-	-	-	-	-	-	-	-	-	-
rest of the world.....	-	-	-	-	-	-	-	-	-	-
Shares and other equity, issued by.....	-76	-76	-76	-76	-28
residents.....	-76	-76	-76	-76	-28
of which: listed shares	-	-	-	-	-	-	-	-	-	-
rest of the world.....	-	-	-	-	-	-	-	-	-	-
Mutual fund shares, issued by	1,499	-4,581	122	-333	387	-	-	-	-	-
residents.....	65	-570	-999	61	-489	-	-	-	-	-
rest of the world.....	1,435	-4,011	1,121	-395	877	-	-	-	-	-
Insurances, pension and standardised guarantee schemes.....	-	-	-	-	-	-	-	-	-	-
net equity of households	-	-	-	-	-	-	-	-	-	-
other provisions	-	-	-	-	-	-	-	-	-	-
Other accounts receivable/payable	-	-	-	-	-	-	-	-	-	-
trade credits.....	-	-	-	-	-	-	-	-	-	-
other	-	-	-	-	-	-	-	-	-	-
Total	30,695	-17,220	-23,108	-306	-8,888	21,702	-18,045	-8,233	1,078	-10,098

Financial accounts

Table 17

Access to data:

[TFAT0007](#)

Insurance corporations

(stocks in millions of euros)

Financial instruments	ASSETS					LIABILITIES				
	2016-Q1	2016-Q2	2016-Q3	2016-Q4	2017-Q1	2016-Q1	2016-Q2	2016-Q3	2016-Q4	2017-Q1
Monetary gold and SDRs	-	-	-	-	-	-	-	-	-	-
Currency and transferable deposits, with	23,759	16,945	17,770	18,194	19,447	-	-	-	-	-
MFIs	15,775	11,148	11,740	11,980	12,868	-	-	-	-	-
other residents.....	323	323	318	330	390	-	-	-	-	-
rest of the world.....	7,662	5,474	5,711	5,884	6,189	-	-	-	-	-
Other deposits, with.....	1,130	745	1,173	1,110	1,265	-	-	-	-	-
MFIs	1,034	643	1,067	1,008	968	-	-	-	-	-
other residents.....	-	-	-	-	-	-	-	-	-	-
rest of the world.....	96	102	106	103	297	-	-	-	-	-
Short-term securities, with.....	4,018	3,568	3,064	2,322	2,427
general government	3,291	3,037	1,989	1,196	1,126	-	-	-	-	-
other residents.....	-	-	-	-	-
rest of the world.....	727	531	1,075	1,126	1,301	-	-	-	-	-
Bonds, issued by	505,222	514,456	522,656	521,006	526,311	15,230	16,447	16,520	16,068	16,068
MFIs	25,128	25,488	24,776	23,398	23,165	-	-	-	-	-
central government: CCTs.....	18,474	17,673	17,110	18,497	17,633	-	-	-	-	-
central government: other	316,265	316,832	318,944	313,936	304,347	-	-	-	-	-
local government.....	60	51	56	48	132	-	-	-	-	-
other residents.....	15,134	16,306	16,656	19,506	20,981	15,230	16,447	16,520	16,068	16,068
rest of the world.....	130,162	138,106	145,114	145,621	160,053	-	-	-	-	-
Derivates and employee stock options .	468	490	484	476	237	463	242	62	249	127
Short-term loans, of.....	733	940	1,181	1,181	1,181	846	1,349	1,283	1,458	1,534
MFIs	-	-	-	-	-	516	702	604	663	761
other financial corporations	733	940	1,181	1,181	1,181
general government	-	-	-	-	-	-	-	-	-	-
other residents.....	-	-	-	-	-	-	-	-	-	-
rest of the world.....	-	-	-	-	-	330	647	679	796	773
Medium and long-term loans, of.....	8,303	8,303	8,303	7,903	7,903	10,922	10,062	10,117	10,287	9,468
MFIs	-	-	-	-	-	3,789	3,705	3,743	3,739	3,773
other financial corporations	8,303	8,303	8,303	7,903	7,903	15	14	14	14	13
general government	-	-	-	-	-	956	956	956	956	956
other residents.....	-	-	-	-	-	-	-	-	-	-
rest of the world.....	-	-	-	-	-	6,162	5,387	5,404	5,578	4,726
Shares and other equity, issued by.....	66,961	71,282	74,383	84,822	87,449	72,612	75,389	78,158	80,920	84,624
residents.....	24,264	29,020	30,808	39,904	40,026	72,612	75,389	78,158	80,920	84,624
of which: listed shares.....	15,071	3,072	2,898	3,108	5,292	27,663	21,842	22,559	29,424	31,191
rest of the world.....	42,697	42,262	43,575	44,918	47,423	-	-	-	-	-
Mutual fund shares, issued by	150,375	145,574	155,314	169,580	178,643	-	-	-	-	-
residents.....	13,282	1,037	762	8,755	6,014	-	-	-	-	-
rest of the world.....	137,093	144,537	154,552	160,825	172,629	-	-	-	-	-
Insurances, pension and standardised guarantee schemes.....	2,634	2,231	2,188	2,383	2,159	662,877	675,039	687,033	700,538	722,386
net equity of households	-	-	-	-	-	595,906	607,631	619,188	632,257	665,982
other provisions.....	2,634	2,231	2,188	2,383	2,159	66,972	67,408	67,845	68,281	56,404
Other accounts receivable/payable	2,084	2,117	2,236	2,214	2,241	2,463	2,587	2,551	2,594	2,586
trade credits.....	2,027	2,060	2,179	2,075	2,101	1,049	1,173	1,137	1,189	1,181
other	57	57	57	139	139	1,414	1,414	1,414	1,405	1,405
Total.....	765,688	766,649	788,752	811,190	829,263	765,412	781,115	795,725	812,114	836,793

Financial accounts

Table 18

Access to data:

[TFAT0007](#)

Insurance corporations

(flows in millions of euros)

Financial instruments	ASSETS					LIABILITIES				
	2016-Q1	2016-Q2	2016-Q3	2016-Q4	2017-Q1	2016-Q1	2016-Q2	2016-Q3	2016-Q4	2017-Q1
Monetary gold and SDRs	-	-	-	-	-	-	-	-	-	-
Currency and transferable deposits, with	745	-6,892	812	334	1,243	-	-	-	-	-
MFIs	590	-4,627	592	240	888	-	-	-	-	-
other residents.....	20	..	-5	11	60	-	-	-	-	-
rest of the world.....	135	-2,266	224	83	295	-	-	-	-	-
Other deposits, with.....	-612	-392	428	-67	150	-	-	-	-	-
MFIs	-616	-391	424	-60	-40	-	-	-	-	-
other residents.....	-	-	-	-	-	-	-	-	-	-
rest of the world.....	4	-1	4	-7	190	-	-	-	-	-
Short-term securities, with.....	-3,789	-451	-540	-746	109
general government	-3,008	-254	-1,051	-795	-66	-	-	-	-	-
other residents.....	-	-	-	-	-
rest of the world.....	-781	-197	511	49	175	-	-	-	-	-
Bonds, issued by	10,709	7,967	5,315	12,397	10,046	-7	848	5	-50	-1
MFIs	-2,113	430	-671	-1,307	-177	-	-	-	-	-
central government: CCTs.....	3,070	-766	-570	1,397	-816	-	-	-	-	-
central government: other	-6,075	1,770	1,928	5,906	-3,982	-	-	-	-	-
local government	-1	-	-	-	-	-
other residents.....	5,162	943	270	3,139	40	-7	848	5	-50	-1
rest of the world.....	10,666	5,590	4,357	3,262	14,982	-	-	-	-	-
Derivates and employee stock options .	1,100	198	360	417	223
Short-term loans, of.....	315	443	-83	119	66
MFIs	-	-	-	-	-	180	186	-98	59	98
other financial corporations
general government	-	-	-	-	-	-	-	-	-	-
other residents.....	-	-	-	-	-	-	-	-	-	-
rest of the world.....	-	-	-	-	-	134	257	15	61	-32
Medium and long-term loans, of.....	-400	..	-341	-892	40	166	-821
MFIs	-	-	-	-	-	-297	-84	38	-5	35
other financial corporations	-400	..	5	-1	1
general government	-	-	-	-	-
other residents.....	-	-	-	-	-	-	-	-	-	-
rest of the world.....	-	-	-	-	-	-49	-808	1	171	-856
Shares and other equity, issued by.....	2,971	4,193	1,487	2,712	4,084	7,656	5,779	8	-4,839	-1,200
residents.....	2,210	4,571	1,150	2,813	2,743	7,656	5,779	8	-4,839	-1,200
of which: listed shares.....	-1,747	1,489	..	3
rest of the world.....	761	-378	337	-101	1,342	-	-	-	-	-
Mutual fund shares, issued by	8,661	-6,120	11,379	14,266	7,768	-	-	-	-	-
residents.....	5,796	-16,261	3,990	13,518	-678	-	-	-	-	-
rest of the world.....	2,866	10,141	7,389	748	8,446	-	-	-	-	-
Insurances, pension and standardised guarantee schemes.....	79	-406	-41	185	-222	14,615	10,080	7,585	9,054	2,018
net equity of households	-	-	-	-	-	14,179	9,643	7,149	8,617	2,435
other provisions	79	-406	-41	185	-222	437	437	437	437	-417
Other accounts receivable/payable	147	33	119	-23	26	-46	123	-36	42	-8
trade credits.....	147	33	119	-105	26	-46	123	-36	51	-8
other	82	-9	..
Total	20,011	-1,870	19,318	29,076	23,429	22,192	16,381	7,520	4,492	54

Financial accounts

Table 19

Access to data:

[TFAT0008](#)

Pension funds

(stocks in millions of euros)

Financial instruments	ASSETS					LIABILITIES				
	2016-Q1	2016-Q2	2016-Q3	2016-Q4	2017-Q1	2016-Q1	2016-Q2	2016-Q3	2016-Q4	2017-Q1
Monetary gold and SDRs	-	-	-	-	-	-	-	-	-	-
Currency and transferable deposits, with	4,737	5,277	5,238	5,278	5,607	-	-	-	-	-
MFIs	4,737	5,277	5,238	5,278	5,607	-	-	-	-	-
other residents.....	-	-	-	-	-
rest of the world.....	-	-	-	-	-
Other deposits, with	209	241	214	348	410	-	-	-	-	-
MFIs	209	241	214	348	410	-	-	-	-	-
other residents.....	-	-	-	-	-	-	-	-	-	-
rest of the world.....	-	-	-	-	-
Short-term securities, with	132	99	103	140	189	-	-	-	-	-
general government	132	99	103	140	189	-	-	-	-	-
other residents.....	-	-	-	-	-	-	-	-	-	-
rest of the world.....	-	-	-	-	-
Bonds, issued by	53,173	53,547	52,722	51,210	46,831	-	-	-	-	-
MFIs	337	356	334	299	342	-	-	-	-	-
central government: CCTs.....	587	972	687	411	146	-	-	-	-	-
central government: other	12,316	12,223	11,671	10,424	8,517	-	-	-	-	-
local government.....	1	3	1	1	1	-	-	-	-	-
other residents.....	295	357	391	438	370	-	-	-	-	-
rest of the world.....	39,637	39,637	39,637	39,637	37,456	-	-	-	-	-
Derivates and employee stock options
Short-term loans, of	14	12	7	16	6
MFIs	-	-	-	-	-	14	12	7	16	6
other financial corporations	-	-	-	-	-
general government	-	-	-	-	-	-	-	-	-	-
other residents.....	-	-	-	-	-	-	-	-	-	-
rest of the world.....	-	-	-	-	-
Medium and long-term loans, of	1	1	1	1	1
MFIs	-	-	-	-	-	1	1	1	1	1
other financial corporations	-	-	-	-	-
general government	-	-	-	-	-	-	-	-	-	-
other residents.....	-	-	-	-	-	-	-	-	-	-
rest of the world.....	-	-	-	-	-	-	-	-	-	-
Shares and other equity, issued by	15,962	16,202	16,443	16,683	17,118	-	-	-	-	-
residents.....	15,962	16,202	16,443	16,683	17,118	-	-	-	-	-
of which: listed shares.....	-	-	-	-	-
rest of the world.....	-	-	-	-	-
Mutual fund shares, issued by	12,375	12,835	13,295	13,755	14,181	-	-	-	-	-
residents.....	12,375	12,835	13,295	13,755	14,181	-	-	-	-	-
rest of the world.....	-	-	-	-	-
Insurances, pension and standardised guarantee schemes	90,747	91,957	93,561	94,513	95,967
net equity of households	-	-	-	-	-	90,747	91,957	93,561	94,513	95,967
other provisions	-	-	-	-	-
Other accounts receivable/payable
trade credits.....	-	-	-	-	-	-	-	-	-	-
other
Total	86,589	88,202	88,015	87,414	84,338	90,762	91,970	93,569	94,530	95,974

Financial accounts

Table 20

Access to data:

[TFAT0008](#)

Pension funds

(flows in millions of euros)

Financial instruments	ASSETS					LIABILITIES				
	2016-Q1	2016-Q2	2016-Q3	2016-Q4	2017-Q1	2016-Q1	2016-Q2	2016-Q3	2016-Q4	2017-Q1
Monetary gold and SDRs	-	-	-	-	-	-	-	-	-	-
Currency and transferable deposits, with	666	539	-39	40	329	-	-	-	-	-
MFIs	666	539	-39	40	329	-	-	-	-	-
other residents	-	-	-	-	-
rest of the world	-	-	-	-	-
Other deposits, with	-7	32	-27	133	62	-	-	-	-	-
MFIs	-7	32	-27	133	62	-	-	-	-	-
other residents	-	-	-	-	-	-	-	-	-	-
rest of the world	-	-	-	-	-
Short-term securities, with	-92	-35	4	38	50	-	-	-	-	-
general government	-92	-35	4	38	50	-	-	-	-	-
other residents	-	-	-	-	-	-	-	-	-	-
rest of the world	-	-	-	-	-
Bonds, issued by	-461	-545	-1,393	-4,214	-4,384	-	-	-	-	-
MFIs	-531	326	-106	-478	500	-	-	-	-	-
central government: CCTs	-66	-66	-269	-207	-497	-	-	-	-	-
central government: other	-95	-356	-839	-2,233	-2,130	-	-	-	-	-
local government	19	-203	58	-74	15	-	-	-	-	-
other residents	211	-245	-238	-1,221	-91	-	-	-	-	-
rest of the world	-2,181	-	-	-	-	-
Derivates and employee stock options
Short-term loans, of	12	-2	-4	9	-10
MFIs	-	-	-	-	-	12	-2	-4	9	-10
other financial corporations	-	-	-	-	-
general government	-	-	-	-	-	-	-	-	-	-
other residents	-	-	-	-	-	-	-	-	-	-
rest of the world	-	-	-	-	-
Medium and long-term loans, of
MFIs	-	-	-	-	-
other financial corporations	-	-	-	-	-
general government	-	-	-	-	-	-	-	-	-	-
other residents	-	-	-	-	-	-	-	-	-	-
rest of the world	-	-	-	-	-	-	-	-	-	-
Shares and other equity, issued by	241	241	241	241	435	-	-	-	-	-
residents	241	241	241	241	435	-	-	-	-	-
of which: listed shares	-	-	-	-	-
rest of the world	-	-	-	-	-
Mutual fund shares, issued by	460	460	460	460	426	-	-	-	-	-
residents	460	460	460	460	426	-	-	-	-	-
rest of the world	-	-	-	-	-
Insurances, pension and standardised guarantee schemes	2,499	1,210	1,604	952	1,454
net equity of households	-	-	-	-	-	2,499	1,210	1,604	952	1,454
other provisions	-	-	-	-	-
Other accounts receivable/payable
trade credits	-	-	-	-	-	-	-	-	-	-
other
Total	806	692	-754	-3,301	-3,081	2,511	1,208	1,600	961	1,444

Financial accounts

Table 21

Access to data:

[TFAT0009](#)

Central government

(stocks in millions of euros)

Financial instruments	ASSETS					LIABILITIES				
	2016-Q1	2016-Q2	2016-Q3	2016-Q4	2017-Q1	2016-Q1	2016-Q2	2016-Q3	2016-Q4	2017-Q1
Monetary gold and SDRs	-	-	-	-	-	-	-	-	-	-
Currency and transferable deposits, with	33,960	58,494	28,012	28,386	43,306	166,517	162,385	161,009	160,657	167,179
MFIs	13,736	38,116	8,196	11,356	22,882	-	-	-	-	-
other residents.....	9,767	9,920	9,359	6,572	9,966	166,517	162,385	161,009	160,657	167,179
rest of the world.....	10,458	10,458	10,458	10,458	10,458	-	-	-	-	-
Other deposits, with.....	55,297	58,593	36,457	35,833	39,713	80,942	81,382	81,880	80,743	79,778
MFIs	55,297	58,593	36,457	35,833	39,713	-	-	-	-	-
other residents.....	-	-	-	-	-	80,942	81,382	81,880	80,743	79,778
rest of the world.....	-	-	-	-	-	-	-	-	-	-
Short-term securities, with.....	2	6	3	7	2	118,785	118,035	116,468	107,261	114,483
general government	2	6	3	7	2	118,785	118,035	116,468	107,261	114,483
other residents.....	-	-	-	-	-	-	-	-	-	-
rest of the world.....	-	-	-	-	-	-	-	-	-	-
Bonds, issued by	3,497	4,149	4,574	4,568	4,316	2,056,166	2,079,687	2,048,103	2,007,904	1,987,243
MFIs	47	50	54	48	43	-	-	-	-	-
central government: CCTs.....	256	262	269	271	112	125,745	132,208	124,951	133,024	132,367
central government: other	1,597	1,440	1,564	1,685	1,624	1,930,421	1,947,478	1,923,152	1,874,880	1,854,876
local government.....	-	-	-	-	-	-	-	-	-	-
other residents.....	1,597	2,398	2,687	2,564	2,536	-	-	-	-	-
rest of the world.....	-	-	-	-	-	-	-	-	-	-
Derivates and employee stock options	37,077	37,803	37,133	28,964	26,942
Short-term loans, of.....	6,059	5,417	4,334	4,988	6,091
MFIs	-	-	-	-	-	3,257	3,449	2,752	2,845	3,258
other financial corporations	-	-	-	-	-	2,802	1,968	1,582	2,143	2,833
general government	-	-	-	-	-	-	-	-	-	-
other residents.....	-	-	-	-	-	-	-	-	-	-
rest of the world.....	-	-	-	-	-	-	-	-	-	-
Medium and long-term loans, of.....	125,239	124,337	124,592	123,453	123,385	97,394	95,912	97,874	99,288	98,843
MFIs	-	-	-	-	-	51,495	50,435	50,672	50,503	49,976
other financial corporations	-	-	-	-	-	79	78	77	75	86
general government	125,239	124,337	124,592	123,453	123,385	1,978	1,825	1,832	1,517	1,548
other residents.....	-	-	-	-	-	-	-	-	-	-
rest of the world.....	-	-	-	-	-	43,842	43,574	45,293	47,193	47,233
Shares and other equity, issued by.....	109,840	109,219	110,323	108,978	109,624	-	-	-	-	-
residents.....	103,748	103,127	104,230	102,886	103,531	-	-	-	-	-
of which: listed shares.....	19,030	18,409	19,513	18,168	18,814	-	-	-	-	-
rest of the world.....	6,092	6,092	6,092	6,092	6,092	-	-	-	-	-
Mutual fund shares, issued by	71	71	71	71	71	-	-	-	-	-
residents.....	67	67	67	67	67	-	-	-	-	-
rest of the world.....	4	4	4	4	4	-	-	-	-	-
Insurances, pension and standardised guarantee schemes.....	125	126	127	128	124	4,093	4,383	4,673	4,963	5,253
net equity of households	-	-	-	-	-	-	-	-	-	-
other provisions	125	126	127	128	124	4,093	4,383	4,673	4,963	5,253
Other accounts receivable/payable	55,525	53,717	59,089	49,778	57,229	13,009	12,211	11,945	17,431	17,617
trade credits.....	-	-	-	-	-	8,273	7,645	7,435	9,897	10,168
other	55,525	53,717	59,089	49,778	57,229	4,736	4,566	4,510	7,534	7,449
Total	383,557	408,712	363,247	351,201	377,769	2,580,041	2,597,214	2,563,418	2,512,198	2,503,429

Financial accounts

Table 22

Access to data:

[TFAT0009](#)

Central government

(flows in millions of euros)

Financial instruments	ASSETS					LIABILITIES				
	2016-Q1	2016-Q2	2016-Q3	2016-Q4	2017-Q1	2016-Q1	2016-Q2	2016-Q3	2016-Q4	2017-Q1
Monetary gold and SDRs	-	-	-	-	-	-	-	-	-	-
Currency and transferable deposits, with	9,994	24,534	-30,482	178	14,920	-2,208	-4,132	-1,376	-352	6,523
MFIs	10,716	24,380	-29,920	2,964	11,526	-	-	-	-	-
other residents.....	-722	154	-561	-2,787	3,394	-2,208	-4,132	-1,376	-352	6,523
rest of the world.....	-	-	-	-	-
Other deposits, with.....	20,679	3,295	-22,136	-624	3,880	-544	440	498	-1,137	-966
MFIs	20,679	3,295	-22,136	-624	3,880	-	-	-	-	-
other residents.....	-	-	-	-	-	-544	440	498	-1,137	-966
rest of the world.....	-	-	-	-	-
Short-term securities, with.....	-15	4	-3	4	-5	3,660	-811	-1,605	-9,206	7,211
general government	-15	4	-3	4	-5	3,660	-811	-1,605	-9,206	7,211
other residents.....	-	-	-	-	-	-	-	-	-	-
rest of the world.....	-	-	-	-	-	-	-	-	-	-
Bonds, issued by	216	-151	131	123	-219	54,793	28,780	-35,583	17,749	31,261
MFIs	-	-	-	-	-
central government: CCTs.....	39	6	6	3	-159	5,521	6,857	-7,448	8,596	185
central government: other	177	-157	125	120	-60	49,272	21,922	-28,134	9,153	31,077
local government	-	-	-	-	-
other residents.....	-	-	-	-	-
rest of the world.....	-	-	-	-	-	-	-	-	-	-
Derivates and employee stock options	4,188	402	-4,074	..
Short-term loans, of.....	-1,380	-642	-1,083	654	1,103
MFIs	-	-	-	-	-	-1,133	192	-697	92	413
other financial corporations	-	-	-	-	-	-247	-834	-386	561	690
general government	-	-	-	-	-
other residents.....	-	-	-	-	-	-	-	-	-	-
rest of the world.....	-	-	-	-	-	-	-	-	-	-
Medium and long-term loans, of.....	1,171	-909	257	-1,254	-65	2,170	-1,482	1,962	1,415	-445
MFIs	-	-	-	-	-	1,409	-1,060	237	-169	-527
other financial corporations	-	-	-	-	-	-1	-1	-1	-2	11
general government	1,171	-909	257	-1,254	-65	24	-154	7	-315	31
other residents.....	-	-	-	-	-	-	-	-	-	-
rest of the world.....	-	-	-	-	-	737	-268	1,719	1,900	40
Shares and other equity, issued by.....	-49	213	-899	178	123	-	-	-	-	-
residents.....	-49	-80	-899	-48	-1	-	-	-	-	-
of which: listed shares	-370	-741	1,063	-1,345	646	-	-	-	-	-
rest of the world.....	..	293	..	226	124	-	-	-	-	-
Mutual fund shares, issued by	-	-	-	-	-
residents.....	-	-	-	-	-
rest of the world.....	-	-	-	-	-
Insurances, pension and standardised guarantee schemes.....	1	1	1	1	-4	290	290	290	290	290
net equity of households	-	-	-	-	-	-	-	-	-	-
other provisions	1	1	1	1	-4	290	290	290	290	290
Other accounts receivable/payable	4,042	-1,809	5,373	-9,312	7,451	-236	-799	-264	5,485	186
trade credits.....	-	-	-	-	-	-50	-628	-209	2,462	271
other	4,042	-1,809	5,373	-9,312	7,451	-186	-171	-55	3,023	-85
Total.....	36,038	25,178	-47,759	-6,518	26,483	56,546	21,643	-37,160	10,823	45,163

Financial accounts

Table 23

Access to data:

[TFAT0010](#)

Local government

(stocks in millions of euros)

Financial instruments	ASSETS					LIABILITIES				
	2016-Q1	2016-Q2	2016-Q3	2016-Q4	2017-Q1	2016-Q1	2016-Q2	2016-Q3	2016-Q4	2017-Q1
Monetary gold and SDRs	-	-	-	-	-	-	-	-	-	-
Currency and transferable deposits, with	11,952	12,129	12,360	12,832	12,352	-	-	-	-	-
MFIs	9,744	9,921	10,151	10,623	10,144	-	-	-	-	-
other residents	-	-	-	-	-
rest of the world	2,208	2,208	2,208	2,208	2,208	-	-	-	-	-
Other deposits, with	4,903	4,772	4,599	5,175	4,653	-	-	-	-	-
MFIs	4,702	4,571	4,398	4,974	4,452	-	-	-	-	-
other residents	-	-	-	-	-	-	-	-	-	-
rest of the world	201	201	201	201	201	-	-	-	-	-
Short-term securities, with	10	5	4	2	2
general government	10	5	4	2	2
other residents	-	-	-	-	-	-	-	-	-	-
rest of the world	-	-	-	-	-	-	-	-	-	-
Bonds, issued by	3,888	4,003	3,949	3,960	3,937	16,887	16,392	16,281	15,221	15,121
MFIs	524	524	524	524	524	-	-	-	-	-
central government: CCTs	119	113	109	104	104	-	-	-	-	-
central government: other	532	657	602	652	650	-	-	-	-	-
local government	4	..	4	..	4	16,887	16,392	16,281	15,221	15,121
other residents	294	293	295	265	242	-	-	-	-	-
rest of the world	2,415	2,415	2,415	2,415	2,415	-	-	-	-	-
Derivates and employee stock options	1,293	1,289	1,310	1,146	1,104
Short-term loans, of	-	-	-	-	-	6,811	6,764	6,726	6,018	5,821
MFIs	-	-	-	-	-	5,522	5,454	5,425	4,888	4,778
other financial corporations	-	-	-	-	-	1,290	1,310	1,301	1,130	1,043
general government	-	-	-	-	-	-	-	-	-	-
other residents	-	-	-	-	-	-	-	-	-	-
rest of the world	-	-	-	-	-	-	-	-	-	-
Medium and long-term loans, of	7,074	7,155	7,170	7,097	7,089	113,129	111,534	111,797	111,716	112,055
MFIs	-	-	-	-	-	61,924	61,224	61,330	61,096	61,561
other financial corporations	-	-	-	-	-	5,299	5,161	5,091	5,212	5,231
general government	7,074	7,155	7,170	7,097	7,089	42,989	42,308	42,546	42,572	42,447
other residents	-	-	-	-	-	-	-	-	-	-
rest of the world	-	-	-	-	-	2,918	2,841	2,830	2,836	2,817
Shares and other equity, issued by	14,825	15,024	15,053	15,079	15,121
residents	13,018	13,217	13,246	13,272	13,314
of which: listed shares	2,776	2,563	2,920	2,843	3,284	-	-	-	-	-
rest of the world	1,807	1,807	1,807	1,807	1,807	-	-	-	-	-
Mutual fund shares, issued by	2,868	2,868	2,868	2,868	2,868	-	-	-	-	-
residents	62	62	62	62	62	-	-	-	-	-
rest of the world	2,806	2,806	2,806	2,806	2,806	-	-	-	-	-
Insurances, pension and standardised guarantee schemes	1,135	1,144	1,153	1,161	1,128	-	-	-	-	-
net equity of households	-	-	-	-	-	-	-	-	-	-
other provisions	1,135	1,144	1,153	1,161	1,128	-	-	-	-	-
Other accounts receivable/payable	18,823	9,004	9,171	9,425	16,501	49,534	50,860	49,174	49,227	46,721
trade credits	-	-	-	-	-	40,304	39,232	37,792	38,073	37,491
other	18,823	9,004	9,171	9,425	16,501	9,230	11,628	11,382	11,154	9,230
Total	65,479	56,104	56,327	57,598	63,651	187,654	186,839	185,288	183,328	180,823

Financial accounts

Table 24

Access to data:

[TFAT0010](#)

Local government

(flows in millions of euros)

Financial instruments	ASSETS					LIABILITIES				
	2016-Q1	2016-Q2	2016-Q3	2016-Q4	2017-Q1	2016-Q1	2016-Q2	2016-Q3	2016-Q4	2017-Q1
Monetary gold and SDRs	-	-	-	-	-	-	-	-	-	-
Currency and transferable deposits, with	-791	177	231	472	-479	-	-	-	-	-
MFIs	-791	177	231	472	-479	-	-	-	-	-
other residents.....	-	-	-	-	-
rest of the world.....	-	-	-	-	-
Other deposits, with.....	411	-131	-173	576	-522	-	-	-	-	-
MFIs	411	-131	-173	576	-522	-	-	-	-	-
other residents.....	-	-	-	-	-	-	-	-	-	-
rest of the world.....	-	-	-	-	-
Short-term securities, with.....	3	-4	-1	-2	-1
general government	3	-4	-1	-2	-1
other residents.....	-	-	-	-	-	-	-	-	-	-
rest of the world.....	-	-	-	-	-	-	-	-	-	-
Bonds, issued by	-14	114	-54	-518	-3	-103	-499	-108	-1,425	-96
MFIs	-	-	-	-	-
central government: CCTs.....	-3	-5	-4	-5	-1	-	-	-	-	-
central government: other	-14	125	-55	50	-2	-	-	-	-	-
local government	4	-4	4	-4	4	-103	-499	-108	-1,425	-96
other residents.....	-1	-1	2	-560	-4	-	-	-	-	-
rest of the world.....	-	-	-	-	-
Derivates and employee stock options	62
Short-term loans, of.....	-	-	-	-	-	-406	-47	-38	-708	-197
MFIs	-	-	-	-	-	-197	-68	-29	-537	-110
other financial corporations	-	-	-	-	-	-209	20	-9	-171	-87
general government	-	-	-	-	-	-	-	-	-	-
other residents.....	-	-	-	-	-	-	-	-	-	-
rest of the world.....	-	-	-	-	-	-	-	-	-	-
Medium and long-term loans, of.....	10	81	15	-73	-8	261	-1,595	263	-81	339
MFIs	-	-	-	-	-	459	-700	106	-234	465
other financial corporations	-	-	-	-	-	-25	-137	-71	121	19
general government	10	81	15	-73	-8	-174	-681	238	26	-125
other residents.....	-	-	-	-	-	-	-	-	-	-
rest of the world.....	-	-	-	-	-	..	-77	-11	6	-19
Shares and other equity, issued by.....	16	199	29	25	42
residents.....	16	199	29	25	42
of which: listed shares.....	-	-	-	-	-
rest of the world.....	-	-	-	-	-
Mutual fund shares, issued by	-	-	-	-	-
residents.....	-	-	-	-	-
rest of the world.....	-	-	-	-	-
Insurances, pension and standardised guarantee schemes.....	9	9	9	9	-33	-	-	-	-	-
net equity of households	-	-	-	-	-	-	-	-	-	-
other provisions	9	9	9	9	-33	-	-	-	-	-
Other accounts receivable/payable	7,559	-9,819	167	254	7,076	-961	1,326	-1,686	53	-2,506
trade credits.....	-	-	-	-	-	566	-1,072	-1,440	281	-582
other	7,559	-9,819	167	254	7,076	-1,527	2,398	-246	-228	-1,924
Total	7,203	-9,375	223	804	6,072	-1,210	-816	-1,568	-2,162	-2,460

Financial accounts

Table 25

Access to data:

[TFAT0011](#)

Social security funds

(stocks in millions of euros)

Financial instruments	ASSETS					LIABILITIES				
	2016-Q1	2016-Q2	2016-Q3	2016-Q4	2017-Q1	2016-Q1	2016-Q2	2016-Q3	2016-Q4	2017-Q1
Monetary gold and SDRs	-	-	-	-	-	-	-	-	-	-
Currency and transferable deposits, with	10,580	10,782	10,975	10,393	9,738	-	-	-	-	-
MFIs	10,580	10,782	10,975	10,393	9,738	-	-	-	-	-
other residents	-	-	-	-	-
rest of the world	-	-	-	-	-
Other deposits, with	119	136	419	387	618	-	-	-	-	-
MFIs	119	136	419	387	618	-	-	-	-	-
other residents	-	-	-	-	-	-	-	-	-	-
rest of the world	-	-	-	-	-
Short-term securities, with	13	15	8	77	30	-	-	-	-	-
general government	13	15	8	77	30	-	-	-	-	-
other residents	-	-	-	-	-	-	-	-	-	-
rest of the world	-	-	-	-	-	-	-	-	-	-
Bonds, issued by	31,632	31,882	31,913	32,558	33,253	-	-	-	-	-
MFIs	1,082	1,082	1,082	1,082	1,082	-	-	-	-	-
central government: CCTs	1,262	1,394	1,293	1,296	1,091	-	-	-	-	-
central government: other	7,302	7,381	7,430	7,562	7,883	-	-	-	-	-
local government	-	-	-	-	-
other residents	20,639	20,678	20,761	21,271	21,850	-	-	-	-	-
rest of the world	1,347	1,347	1,347	1,347	1,347	-	-	-	-	-
Derivates and employee stock options
Short-term loans, of	-	-	-	-	-	597	638	537	103	205
MFIs	-	-	-	-	-	597	638	537	103	205
other financial corporations	-	-	-	-	-	-	-	-	-	-
general government	-	-	-	-	-
other residents	-	-	-	-	-	-	-	-	-	-
rest of the world	-	-	-	-	-	-	-	-	-	-
Medium and long-term loans, of	8,417	8,288	8,019	7,535	7,448	32	35	35	43	43
MFIs	-	-	-	-	-	32	35	34	42	42
other financial corporations	-	-	-	-	-
general government	8,417	8,288	8,019	7,535	7,448	-	-	-	-	-
other residents	-	-	-	-	-	-	-	-	-	-
rest of the world	-	-	-	-	-	-	-	-	-	-
Shares and other equity, issued by	5,577	5,628	7,526	8,818	9,209	-	-	-	-	-
residents	5,167	5,218	7,116	8,408	8,799	-	-	-	-	-
of which: listed shares	406	366	371	543	586	-	-	-	-	-
rest of the world	410	410	410	410	410	-	-	-	-	-
Mutual fund shares, issued by	1,290	1,290	1,290	1,290	1,290	-	-	-	-	-
residents	1,265	1,265	1,265	1,265	1,265	-	-	-	-	-
rest of the world	25	25	25	25	25	-	-	-	-	-
Insurances, pension and standardised guarantee schemes	28	29	29	29	28	-	-	-	-	-
net equity of households	-	-	-	-	-	-	-	-	-	-
other provisions	28	29	29	29	28	-	-	-	-	-
Other accounts receivable/payable	43,279	45,612	44,514	53,167	42,903	12,001	9,628	10,766	12,288	12,133
trade credits	-	-	-	-	-	2,541	2,487	2,527	2,596	2,673
other	43,279	45,612	44,514	53,167	42,903	9,460	7,141	8,239	9,692	9,460
Total	100,936	103,661	104,694	114,255	104,518	12,630	10,301	11,337	12,434	12,381

Financial accounts

Table 26

Access to data:

[TFAT0011](#)

Social security funds

(flows in millions of euros)

Financial instruments	ASSETS					LIABILITIES				
	2016-Q1	2016-Q2	2016-Q3	2016-Q4	2017-Q1	2016-Q1	2016-Q2	2016-Q3	2016-Q4	2017-Q1
Monetary gold and SDRs	-	-	-	-	-	-	-	-	-	-
Currency and transferable deposits, with	293	203	192	-582	-655	-	-	-	-	-
MFIs	293	203	192	-582	-655	-	-	-	-	-
other residents.....	-	-	-	-	-
rest of the world.....	-	-	-	-	-
Other deposits, with.....	-139	16	284	-32	231	-	-	-	-	-
MFIs	-139	16	284	-32	231	-	-	-	-	-
other residents.....	-	-	-	-	-	-	-	-	-	-
rest of the world.....	-	-	-	-	-
Short-term securities, with.....	-5	2	-6	69	-48	-	-	-	-	-
general government	-5	2	-6	69	-48	-	-	-	-	-
other residents.....	-	-	-	-	-	-	-	-	-	-
rest of the world.....	-	-	-	-	-	-	-	-	-	-
Bonds, issued by	58	250	31	644	696	-	-	-	-	-
MFIs	-	-	-	-	-
central government: CCTs.....	178	132	-100	3	-205	-	-	-	-	-
central government: other	-180	79	49	132	321	-	-	-	-	-
local government	-	-	-	-	-
other residents.....	60	39	83	510	579	-	-	-	-	-
rest of the world.....	-	-	-	-	-
Derivates and employee stock options
Short-term loans, of.....	-	-	-	-	-	518	41	-101	-434	102
MFIs	-	-	-	-	-	518	41	-101	-434	102
other financial corporations	-	-	-	-	-	-	-	-	-	-
general government	-	-	-	-	-
other residents.....	-	-	-	-	-	-	-	-	-	-
rest of the world.....	-	-	-	-	-	-	-	-	-	-
Medium and long-term loans, of.....	162	-129	-269	-484	-87	-2	3	-1	8	..
MFIs	-	-	-	-	-	-2	3	-1	8	..
other financial corporations	-	-	-	-	-
general government	162	-129	-269	-484	-87	-	-	-	-	-
other residents.....	-	-	-	-	-	-	-	-	-	-
rest of the world.....	-	-	-	-	-	-	-	-	-	-
Shares and other equity, issued by.....	314	91	1,893	1,120	348	-	-	-	-	-
residents.....	314	91	1,893	1,120	348	-	-	-	-	-
of which: listed shares.....	-	-	-	-	-
rest of the world.....	-	-	-	-	-
Mutual fund shares, issued by	-	-	-	-	-
residents.....	-	-	-	-	-
rest of the world.....	-	-	-	-	-
Insurances, pension and standardised guarantee schemes.....	-1	-	-	-	-	-
net equity of households	-	-	-	-	-	-	-	-	-	-
other provisions	-1	-	-	-	-	-
Other accounts receivable/payable	-8,979	2,333	-1,098	8,654	-10,264	1,496	-2,373	1,138	1,523	-155
trade credits.....	-	-	-	-	-	41	-54	40	69	77
other	-8,979	2,333	-1,098	8,654	-10,264	1,455	-2,319	1,098	1,454	-232
Total	-8,297	2,766	1,027	9,390	-9,779	2,011	-2,329	1,037	1,097	-53

Households and non-profit institutions serving households

(stocks in millions of euros)

Financial instruments	ASSETS					LIABILITIES				
	2016-Q1	2016-Q2	2016-Q3	2016-Q4	2017-Q1	2016-Q1	2016-Q2	2016-Q3	2016-Q4	2017-Q1
Monetary gold and SDRs	-	-	-	-	-	-	-	-	-	-
Currency and transferable deposits, with	804,120	818,545	827,729	866,555	865,174	-	-	-	-	-
MFIs	739,758	754,457	762,263	797,695	797,060	-	-	-	-	-
other residents.....	32,806	33,949	35,120	37,574	38,041	-	-	-	-	-
rest of the world.....	31,556	30,139	30,346	31,287	30,072	-	-	-	-	-
Other deposits, with.....	482,590	475,623	471,364	463,309	462,255	-	-	-	-	-
MFIs	406,750	399,348	394,603	387,687	387,612	-	-	-	-	-
other residents.....	75,840	76,274	76,761	75,622	74,644	-	-	-	-	-
rest of the world.....	-	-	-	-	-
Short-term securities, with.....	3,004	2,148	2,806	2,285	2,533	-	-	-	-	-
general government	2,566	1,708	2,288	1,836	2,088	-	-	-	-	-
other residents.....	-	-	-	-	-
rest of the world.....	439	440	518	450	445	-	-	-	-	-
Bonds, issued by	405,345	400,200	381,193	360,054	351,171	-	-	-	-	-
MFIs	166,339	154,123	144,457	136,407	122,979	-	-	-	-	-
central government: CCTs.....	2,489	3,210	2,292	3,749	2,977	-	-	-	-	-
central government: other	137,683	141,611	133,265	117,726	123,813	-	-	-	-	-
local government	6,700	7,072	6,528	7,844	7,922	-	-	-	-	-
other residents.....	3,196	3,846	3,466	5,545	4,538	-	-	-	-	-
rest of the world.....	88,937	90,339	91,184	88,783	88,941	-	-	-	-	-
Derivates and employee stock options .	758	818	806	777	771	50	50	32	68	91
Short-term loans, of.....	13,749	13,832	13,954	14,072	14,168	56,670	56,188	56,084	54,188	54,161
MFIs	-	-	-	-	-	55,727	55,222	55,034	53,104	53,018
other financial corporations	-	-	-	-	-	943	966	1,050	1,085	1,143
general government	-	-	-	-	-	-	-	-	-	-
other residents.....	13,749	13,832	13,954	14,072	14,168	-	-	-	-	-
rest of the world.....	-	-	-	-	-	-	-	-	-	-
Medium and long-term loans, of.....	-	-	-	-	-	635,101	637,716	639,528	643,668	646,775
MFIs	-	-	-	-	-	563,338	566,112	567,812	571,173	575,554
other financial corporations	-	-	-	-	-	63,331	63,301	63,681	64,945	63,757
general government	-	-	-	-	-	8,433	8,304	8,035	7,551	7,464
other residents.....	-	-	-	-	-	-	-	-	-	-
rest of the world.....	-	-	-	-	-	-	-	-	-	-
Shares and other equity, issued by.....	925,244	880,421	881,653	917,913	914,465	-	-	-	-	-
residents.....	856,225	811,235	811,883	847,162	841,152	-	-	-	-	-
of which: listed shares.....	57,672	50,294	51,337	53,181	55,553	-	-	-	-	-
rest of the world.....	69,019	69,186	69,770	70,751	73,313	-	-	-	-	-
Mutual fund shares, issued by	442,438	460,589	476,494	479,980	502,775	-	-	-	-	-
residents.....	227,373	240,839	246,442	245,675	253,812	-	-	-	-	-
rest of the world.....	215,065	219,750	230,052	234,305	248,963	-	-	-	-	-
Insurances, pension and standardised guarantee schemes.....	911,879	925,147	937,851	951,969	978,275	36,742	36,884	37,028	37,163	37,293
net equity of households	872,871	885,918	898,400	912,297	948,173	36,742	36,884	37,028	37,163	37,293
other provisions	39,008	39,230	39,451	39,672	30,102	-	-	-	-	-
Other accounts receivable/payable	101,992	103,995	103,747	111,170	107,058	182,199	186,627	186,319	192,098	185,823
trade credits.....	96,217	100,762	99,777	105,951	98,587	88,018	91,883	90,995	96,261	89,986
other	5,775	3,233	3,970	5,219	8,471	94,181	94,744	95,324	95,837	95,837
Total	4,091,119	4,081,317	4,097,597	4,168,085	4,198,646	910,761	917,465	918,991	927,186	924,142

Households and non-profit institutions serving households

(flows in millions of euros)

Financial instruments	ASSETS					LIABILITIES				
	2016-Q1	2016-Q2	2016-Q3	2016-Q4	2017-Q1	2016-Q1	2016-Q2	2016-Q3	2016-Q4	2017-Q1
Monetary gold and SDRs	-	-	-	-	-	-	-	-	-	-
Currency and transferable deposits, with	13,254	14,425	9,288	38,827	-1,381	-	-	-	-	-
MFIs	12,219	14,699	7,807	35,431	-634	-	-	-	-	-
other residents.....	1,029	1,143	1,171	2,454	468	-	-	-	-	-
rest of the world.....	6	-1,417	311	941	-1,215	-	-	-	-	-
Other deposits, with.....	619	-6,968	-4,259	-8,055	-1,053	-	-	-	-	-
MFIs	1,175	-7,402	-4,746	-6,915	-76	-	-	-	-	-
other residents.....	-556	434	487	-1,140	-978	-	-	-	-	-
rest of the world.....	-	-	-	-	-
Short-term securities, with.....	-770	-951	600	-572	220	-	-	-	-	-
general government	-762	-954	526	-505	224	-	-	-	-	-
other residents.....	-	-	-	-	-
rest of the world.....	-8	2	74	-66	-3	-	-	-	-	-
Bonds, issued by	-11,682	-9,473	-23,693	-15,491	1,921	-	-	-	-	-
MFIs	-14,585	-9,967	-9,766	-12,836	-9,068	-	-	-	-	-
central government: CCTs.....	-2,612	1,167	-1,277	1,723	-781	-	-	-	-	-
central government: other	8,030	509	-10,961	-2,493	11,333	-	-	-	-	-
local government.....	7	10	134	1,249	205	-	-	-	-	-
other residents.....	-2,464	-1,821	-1,943	-453	222	-	-	-	-	-
rest of the world.....	-59	631	121	-2,683	10	-	-	-	-	-
Derivates and employee stock options .	6	6	6	2	1
Short-term loans, of.....	41	83	122	118	96	-845	54	-189	-1,068	253
MFIs	-	-	-	-	-	-807	31	-273	-1,102	195
other financial corporations	-	-	-	-	-	-38	23	84	35	58
general government	-	-	-	-	-	-	-	-	-	-
other residents.....	41	83	122	118	96	-	-	-	-	-
rest of the world.....	-	-	-	-	-	-	-	-	-	-
Medium and long-term loans, of.....	-	-	-	-	-	706	3,730	1,928	4,429	2,981
MFIs	-	-	-	-	-	552	3,254	2,189	3,760	3,502
other financial corporations	-	-	-	-	-	-7	605	8	1,153	-435
general government	-	-	-	-	-	162	-129	-269	-484	-87
other residents.....	-	-	-	-	-	-	-	-	-	-
rest of the world.....	-	-	-	-	-	-	-	-	-	-
Shares and other equity, issued by.....	-2,099	-1,710	-5,914	-14,974	-18,920	-	-	-	-	-
residents.....	-4,110	-1,631	-5,436	-13,191	-18,789	-	-	-	-	-
of which: listed shares.....	-132	-1,603	265	-6,672	-1,805	-	-	-	-	-
rest of the world.....	2,011	-79	-477	-1,783	-130	-	-	-	-	-
Mutual fund shares, issued by	-7,549	23,546	6,034	-7,435	15,982	-	-	-	-	-
residents.....	-7,845	18,257	-1,296	-9,481	4,324	-	-	-	-	-
rest of the world.....	296	5,289	7,329	2,046	11,658	-	-	-	-	-
Insurances, pension and standardised guarantee schemes.....	15,803	11,150	7,991	9,690	4,467	128	142	144	135	130
net equity of households	15,581	10,929	7,769	9,469	4,542	128	142	144	135	130
other provisions	221	221	221	221	-75	-	-	-	-	-
Other accounts receivable/payable	-5,991	2,003	-248	7,423	-4,112	-6,015	4,429	-308	5,779	-6,275
trade credits.....	-7,559	4,546	-985	6,174	-7,364	-6,679	3,866	-888	5,266	-6,275
other	1,568	-2,543	738	1,249	3,252	663	563	580	513	..
Total.....	1,634	32,112	-10,071	9,532	-2,778	-6,027	8,354	1,574	9,275	-2,911

Financial accounts

Table 29

Access to data:

[TFAT0013](#)

Rest of the world

(stocks in millions of euros)

Financial instruments	ASSETS					LIABILITIES				
	2016-Q1	2016-Q2	2016-Q3	2016-Q4	2017-Q1	2016-Q1	2016-Q2	2016-Q3	2016-Q4	2017-Q1
Monetary gold and SDRs	8,138	8,286	8,224	8,387	8,346	91,777	100,049	99,904	93,098	98,097
Currency and transferable deposits, with	312,495	340,250	405,216	406,178	472,168	216,043	224,655	212,422	217,057	221,304
MFIs	312,342	340,091	405,050	406,004	471,982	-	-	-	-	-
other residents.....	153	159	166	173	186	-	-	-	-	-
rest of the world.....	-	-	-	-	-	216,043	224,655	212,422	217,057	221,304
Other deposits, with.....	271,369	269,346	247,075	258,890	252,281	41,710	44,230	45,385	45,918	46,959
MFIs	271,369	269,346	247,075	258,890	252,281	-	-	-	-	-
other residents.....	-	-	-	-	-	-	-	-	-	-
rest of the world.....	-	-	-	-	-	41,710	44,230	45,385	45,918	46,959
Short-term securities, with.....	80,937	75,161	77,684	80,765	84,840	8,327	8,971	8,802	9,429	13,581
general government	80,937	75,161	77,684	80,765	84,840	-	-	-	-	-
other residents.....	-	-	-	-	-	-	-	-	-	-
rest of the world.....	-	-	-	-	-	8,327	8,971	8,802	9,429	13,581
Bonds, issued by	1,069,523	1,047,068	1,008,198	957,315	927,294	535,054	543,913	551,353	548,536	557,098
MFIs	152,483	146,948	136,537	134,631	139,509	-	-	-	-	-
central government: CCTs.....	23,318	24,283	22,950	26,828	26,477	-	-	-	-	-
central government: other	736,068	717,377	693,028	653,223	616,526	-	-	-	-	-
local government.....	5,936	5,295	5,762	4,087	3,991	-	-	-	-	-
other residents.....	151,718	153,165	149,921	138,547	140,790	-	-	-	-	-
rest of the world.....	-	-	-	-	-	535,054	543,913	551,353	548,536	557,098
Derivates and employee stock options .	144,068	144,653	145,655	124,917	113,209	91,828	91,391	90,664	79,867	73,282
Short-term loans, of.....	105,418	108,539	98,696	90,600	97,693	53,840	48,919	47,426	47,451	57,251
MFIs	-	-	-	-	-	36,986	32,369	29,553	32,351	41,618
other financial corporations	-	-	-	-	-	6,083	6,131	6,479	2,736	3,085
general government	-	-	-	-	-
other residents.....	-	-	-	-	-	10,771	10,420	11,394	12,365	12,548
rest of the world.....	105,418	108,539	98,696	90,600	97,693	-	-	-	-	-
Medium and long-term loans, of.....	183,672	182,467	188,202	189,454	187,086	116,703	115,888	115,902	125,288	130,546
MFIs	-	-	-	-	-	44,605	47,001	46,798	55,851	62,101
other financial corporations	-	-	-	-	-	13,371	12,890	12,821	13,224	12,308
general government	-	-	-	-	-	45,786	45,786	45,786	45,786	45,786
other residents.....	-	-	-	-	-	12,941	10,212	10,497	10,428	10,352
rest of the world.....	183,672	182,467	188,202	189,454	187,086	-	-	-	-	-
Shares and other equity, issued by.....	463,952	437,010	441,419	470,643	492,034	557,249	561,427	573,944	577,728	588,228
residents.....	463,952	437,010	441,419	470,643	492,034	-	-	-	-	-
of which: listed shares.....	237,844	210,492	212,291	242,491	264,364	-	-	-	-	-
rest of the world.....	-	-	-	-	-	557,249	561,427	573,944	577,728	588,228
Mutual fund shares, issued by	1,124	1,072	1,119	1,084	1,002	534,941	549,083	577,920	591,013	625,895
residents.....	1,124	1,072	1,119	1,084	1,002	-	-	-	-	-
rest of the world.....	-	-	-	-	-	534,941	549,083	577,920	591,013	625,895
Insurances, pension and standardised guarantee schemes.....	15,843	15,654	15,848	16,219	15,310	38,929	38,550	38,507	38,701	39,042
net equity of households	7,329	7,075	7,204	7,509	7,162	36,295	36,319	36,319	36,319	36,883
other provisions.....	8,513	8,579	8,644	8,710	8,148	2,634	2,231	2,188	2,383	2,159
Other accounts receivable/payable	39,696	41,162	41,466	47,309	48,538	80,906	82,315	82,283	80,307	79,418
trade credits.....	35,004	36,470	36,774	40,203	41,433	72,441	73,850	73,818	75,449	74,560
other	4,692	4,692	4,692	7,106	7,106	8,465	8,465	8,465	4,858	4,858
Total.....	2,696,234	2,670,668	2,678,802	2,651,762	2,699,803	2,367,308	2,409,392	2,444,511	2,454,393	2,530,702

Financial accounts

Table 30

Access to data:

[TFAT0013](#)

Rest of the world

(flows in millions of euros)

Financial instruments	ASSETS					LIABILITIES				
	2016-Q1	2016-Q2	2016-Q3	2016-Q4	2017-Q1	2016-Q1	2016-Q2	2016-Q3	2016-Q4	2017-Q1
Monetary gold and SDRs	-1,112	18	16	-7	19
Currency and transferable deposits, with	20,629	27,755	64,966	961	65,991	2,846	7,492	-15,123	1,981	3,832
MFIs	20,628	27,748	64,959	954	65,978	-	-	-	-	-
other residents.....	1	7	7	7	13	-	-	-	-	-
rest of the world.....	-	-	-	-	-	2,846	7,492	-15,123	1,981	3,832
Other deposits, with.....	-7,916	-2,193	-26,801	12,125	-7,231	-652	-31	510	1,290	-589
MFIs	-7,916	-2,193	-26,801	12,125	-7,231	-	-	-	-	-
other residents.....	-	-	-	-	-	-	-	-	-	-
rest of the world.....	-	-	-	-	-	-652	-31	510	1,290	-589
Short-term securities, with.....	6,012	-5,783	2,531	3,145	4,147	-251	642	-775	791	4,057
general government	6,012	-5,783	2,531	3,145	4,147	-	-	-	-	-
other residents.....	-	-	-	-	-	-	-	-	-	-
rest of the world.....	-	-	-	-	-	-251	642	-775	791	4,057
Bonds, issued by	9,550	-20,175	-42,150	-27,511	-10,844	25,435	4,829	1,363	-1,435	10,578
MFIs	-11,592	-6,701	-10,110	-1,966	5,110	-	-	-	-	-
central government: CCTs.....	7,304	1,558	-1,868	1,712	1,058	-	-	-	-	-
central government: other	20,615	-16,176	-25,653	-17,819	-19,639	-	-	-	-	-
local government.....	24	487	-211	-1,937	-201	-	-	-	-	-
other residents.....	-6,801	657	-4,307	-7,501	2,828	-	-	-	-	-
rest of the world.....	-	-	-	-	-	25,435	4,829	1,363	-1,435	10,578
Derivates and employee stock options .	-5,539	1,750	-3,291	-4,091	-1,865
Short-term loans, of.....	21,747	2,896	-12,763	-9,007	6,326	-1,356	-6,941	-2,428	-2,934	9,502
MFIs	-	-	-	-	-	-2,661	-4,653	-2,767	458	9,214
other financial corporations	-	-	-	-	-	-215	-266	-101	-3,887	332
general government	-	-	-	-	-
other residents.....	-	-	-	-	-	1,519	-2,022	441	496	-44
rest of the world.....	21,747	2,896	-12,763	-9,007	6,326	-	-	-	-	-
Medium and long-term loans, of.....	2,893	1,263	5,055	936	-2,532	3,261	-1,229	102	8,575	5,480
MFIs	-	-	-	-	-	216	2,056	-103	8,496	6,369
other financial corporations	-	-	-	-	-	593	-471	-53	320	-796
general government	-	-	-	-	-	-119	..
other residents.....	-	-	-	-	-	2,452	-2,814	258	-122	-93
rest of the world.....	2,893	1,263	5,055	936	-2,532	-	-	-	-	-
Shares and other equity, issued by.....	-1,990	-834	2,300	7,195	6,106	7,083	5,243	8,524	5,102	7,156
residents.....	-1,990	-834	2,300	7,195	6,106	-	-	-	-	-
of which: listed shares	-4,034	-1,401	-380	6,507	6,166	-	-	-	-	-
rest of the world.....	-	-	-	-	-	7,083	5,243	8,524	5,102	7,156
Mutual fund shares, issued by	-8	-43	29	-3	-51	5,438	16,737	20,001	2,984	25,575
residents.....	-8	-43	29	-3	-51	-	-	-	-	-
rest of the world.....	-	-	-	-	-	5,438	16,737	20,001	2,984	25,575
Insurances, pension and standardised guarantee schemes.....	148	-199	197	347	-908	99	-428	-343	185	299
net equity of households	83	-265	132	281	-346	20	-22	-302	..	521
other provisions	65	65	65	65	-562	79	-406	-41	185	-222
Other accounts receivable/payable	-362	1,918	-890	7,199	3,352	2,849	1,278	-961	-1,114	-1,322
trade credits.....	-362	1,918	-890	4,785	3,352	2,849	1,278	-961	2,493	-1,322
other	2,414	-3,607	..
Total.....	45,164	6,354	-10,817	-8,703	62,491	43,638	27,611	10,888	15,419	64,587

Total financial instruments

(stocks in millions of euros)

Financial instruments	2015-Q2	2015-Q3	2015-Q4	2016-Q1	2016-Q2	2016-Q3	2016-Q4	2017-Q1
Monetary gold and SDRs	98,342	94,135	92,914	99,915	108,335	108,128	101,484	106,443
Currency and transferable deposits, with	1,797,568	1,823,582	1,888,999	1,924,005	2,014,252	2,063,970	2,165,415	2,265,171
MFIs	1,385,482	1,413,276	1,471,710	1,505,706	1,589,941	1,651,504	1,745,925	1,833,754
other residents.....	198,231	195,392	203,703	202,255	199,656	200,043	202,433	210,113
rest of the world.....	213,854	214,914	213,585	216,043	224,655	212,422	217,057	221,304
Other deposits, with.....	1,706,311	1,687,670	1,655,271	1,688,227	1,691,167	1,645,120	1,646,928	1,705,647
MFIs	1,582,259	1,562,125	1,531,816	1,565,576	1,565,555	1,517,855	1,520,267	1,578,910
other residents.....	82,127	82,551	81,486	80,942	81,382	81,880	80,743	79,778
rest of the world.....	41,925	42,993	41,969	41,710	44,230	45,385	45,918	46,959
Short-term securities, with.....	140,360	136,793	128,728	132,151	132,045	130,308	121,729	133,103
general government	128,528	124,143	115,118	118,785	118,035	116,468	107,261	114,483
other residents.....	5,040	5,040	5,039	5,039	5,039	5,039	5,039	5,039
rest of the world.....	6,793	7,610	8,571	8,327	8,971	8,802	9,429	13,581
Bonds, issued by.....	3,470,038	3,505,627	3,478,072	3,533,590	3,569,365	3,538,465	3,477,692	3,456,696
MFIs	678,937	663,702	644,532	604,771	598,889	585,843	572,692	558,088
central government: CCTs.....	130,753	128,558	120,173	125,745	132,208	124,951	133,024	132,367
central government: other	1,794,796	1,844,548	1,855,878	1,930,421	1,947,478	1,923,152	1,874,880	1,854,876
local government.....	19,983	19,849	16,994	16,887	16,392	16,281	15,221	15,121
other residents.....	338,334	339,452	333,892	320,712	330,483	336,887	333,338	339,145
rest of the world.....	507,235	509,517	506,604	535,054	543,913	551,353	548,536	557,098
Derivates and employee stock options .	352,705	354,801	333,220	372,419	387,525	381,716	325,422	299,174
Short-term loans, of.....	785,810	750,345	702,764	738,852	724,865	691,523	674,401	682,073
MFIs	577,596	553,376	537,941	550,189	532,803	509,225	499,136	500,409
other financial corporations	28,044	27,597	26,355	25,027	25,573	24,554	24,529	23,547
general government
other residents.....	63,034	62,793	55,890	58,218	57,950	59,047	60,136	60,424
rest of the world.....	117,135	106,579	82,578	105,418	108,539	98,696	90,600	97,693
Medium and long-term loans, of.....	1,847,516	1,853,031	1,849,686	1,860,825	1,851,587	1,863,700	1,886,288	1,886,099
MFIs	1,312,129	1,315,776	1,324,629	1,326,446	1,325,551	1,329,140	1,349,824	1,354,402
other financial corporations	191,138	188,252	182,478	184,706	181,248	183,750	186,167	184,012
general government	134,161	135,644	139,401	140,730	139,781	139,781	138,086	137,922
other residents.....	26,523	26,082	22,793	25,270	22,541	22,826	22,757	22,677
rest of the world.....	183,566	187,276	180,386	183,672	182,467	188,202	189,454	187,086
Shares and other equity, issued by.....	2,668,982	2,638,407	2,680,179	2,544,240	2,449,946	2,483,387	2,603,756	2,664,288
residents.....	2,115,570	2,091,857	2,118,891	1,986,991	1,888,519	1,909,443	2,026,028	2,076,060
of which: listed shares	545,619	529,031	538,279	471,590	419,429	424,960	468,273	517,315
rest of the world.....	553,412	546,550	561,288	557,249	561,427	573,944	577,728	588,228
Mutual fund shares, issued by	839,447	812,994	827,046	815,704	834,872	870,499	891,868	931,530
residents.....	277,042	275,380	286,249	280,762	285,789	292,580	300,855	305,634
rest of the world.....	562,405	537,613	540,797	534,941	549,083	577,920	591,013	625,895
Insurances, pension and standardised guarantee schemes.....	911,455	919,142	940,615	953,898	967,014	980,309	995,432	1,019,151
net equity of households	839,856	846,712	867,721	880,200	892,993	905,604	919,806	955,335
other provisions	71,598	72,429	72,893	73,698	74,022	74,705	75,627	63,816
Other accounts receivable/payable	865,591	847,799	883,331	833,071	872,148	866,114	925,450	862,316
trade credits.....	685,414	667,184	706,930	656,531	695,513	688,419	746,950	686,362
other	180,177	180,615	176,401	176,540	176,635	177,695	178,500	175,954
Total.....	15,484,125	15,424,326	15,460,825	15,496,898	15,603,121	15,623,240	15,815,866	16,011,692

Total financial instruments

(flows in millions of euros)

Financial instruments	2015-Q2	2015-Q3	2015-Q4	2016-Q1	2016-Q2	2016-Q3	2016-Q4	2017-Q1
Monetary gold and SDRs	-138	-44	2	-1,112	18	16	-7	19
Currency and transferable deposits, with	42,725	23,500	76,305	35,361	89,161	46,829	98,596	99,340
MFIs	49,841	27,794	58,237	33,963	84,269	61,564	94,225	87,829
other residents.....	5,594	-2,840	8,312	-1,448	-2,600	387	2,390	7,679
rest of the world.....	-12,710	-1,455	9,756	2,846	7,492	-15,123	1,981	3,832
Other deposits, with.....	-13,719	-21,885	-29,290	33,194	44	-51,234	2,878	56,465
MFIs	-13,830	-22,094	-28,681	34,391	-366	-52,243	2,725	58,020
other residents.....	338	424	-1,065	-544	440	498	-1,137	-966
rest of the world.....	-226	-215	457	-652	-31	510	1,290	-589
Short-term securities, with.....	-2,386	-3,582	-8,106	3,409	-168	-2,380	-8,415	11,268
general government	-2,119	-4,414	-9,076	3,660	-811	-1,605	-9,206	7,211
other residents.....	-1
rest of the world.....	-267	831	970	-251	642	-775	791	4,057
Bonds, issued by.....	-15,960	-23,684	-31,243	30,113	33,821	-43,871	1,696	37,269
MFIs	-27,019	-27,968	-8,765	-36,300	-4,209	-14,340	-15,493	-9,607
central government: CCTs.....	8,368	-3,519	-8,401	5,521	6,857	-7,448	8,596	185
central government: other	9,221	1,417	-4,137	49,272	21,922	-28,134	9,153	31,077
local government.....	-587	-134	-4,068	-103	-499	-108	-1,425	-96
other residents.....	-8,747	886	-4,853	-13,711	4,920	4,796	2,300	5,132
rest of the world.....	2,804	5,634	-1,019	25,435	4,829	1,363	-1,435	10,578
Derivates and employee stock options .	-228	76	-4,309	-1,226	770	-223	-3,945	-186
Short-term loans, of.....	4,648	-37,908	-28,918	34,960	-14,893	-35,893	-16,756	7,343
MFIs	-6,245	-23,222	-12,843	14,049	-16,302	-22,226	-8,194	1,955
other financial corporations	1,070	-757	-356	-2,396	453	-1,468	-169	-999
general government
other residents.....	-368	-592	-2,626	1,561	-1,939	563	614	61
rest of the world.....	10,191	-13,337	-13,094	21,747	2,896	-12,763	-9,007	6,326
Medium and long-term loans, of.....	-5,863	6,706	592	9,858	-3,927	13,839	22,738	-76
MFIs	7,130	4,581	4,868	2,701	-1,004	3,901	21,713	3,639
other financial corporations	-7,354	-2,143	82	468	-415	4,622	2,021	-927
general government	-1,097	1,483	3,690	1,343	-957	3	-1,811	-160
other residents.....	98	-424	-3,200	2,452	-2,814	258	-122	-96
rest of the world.....	-4,640	3,208	-4,848	2,893	1,263	5,055	936	-2,532
Shares and other equity, issued by.....	16,754	23,918	13,927	22,774	17,491	16,161	7,841	28,047
residents.....	13,015	18,794	10,391	15,691	12,248	7,637	2,739	20,890
of which: listed shares	4,016	414	345	3,785	1,603	77	1,326	13,007
rest of the world.....	3,740	5,124	3,536	7,083	5,243	8,524	5,102	7,156
Mutual fund shares, issued by.....	24,325	13,997	12,738	3,993	21,297	23,369	8,925	28,234
residents.....	8,682	4,412	6,830	-1,444	4,559	3,369	5,941	2,659
rest of the world.....	15,643	9,586	5,908	5,438	16,737	20,001	2,984	25,575
Insurances, pension and standardised guarantee schemes.....	11,947	11,788	13,547	16,469	10,985	8,587	10,662	3,847
net equity of households	11,972	10,948	13,084	15,664	10,664	7,901	9,750	4,196
other provisions.....	-26	840	463	805	321	686	911	-349
Other accounts receivable/payable	23,616	-21,880	35,035	-47,479	39,397	-8,156	61,554	-61,445
trade credits.....	23,613	-22,318	39,252	-47,619	39,304	-9,217	60,750	-58,899
other	3	438	-4,216	140	94	1,061	804	-2,546
Total.....	85,723	-28,998	50,280	140,316	193,995	-32,956	185,767	210,125

'Statistics' series publications are available on the Bank of Italy's site:

<http://www.bancaditalia.it/statistiche/>

Requests for clarifications concerning data contained in this publication can be sent by e-mail to statistiche@bancaditalia.it

Publication not subject to registration pursuant to Article 3 bis of Law 103/2012