

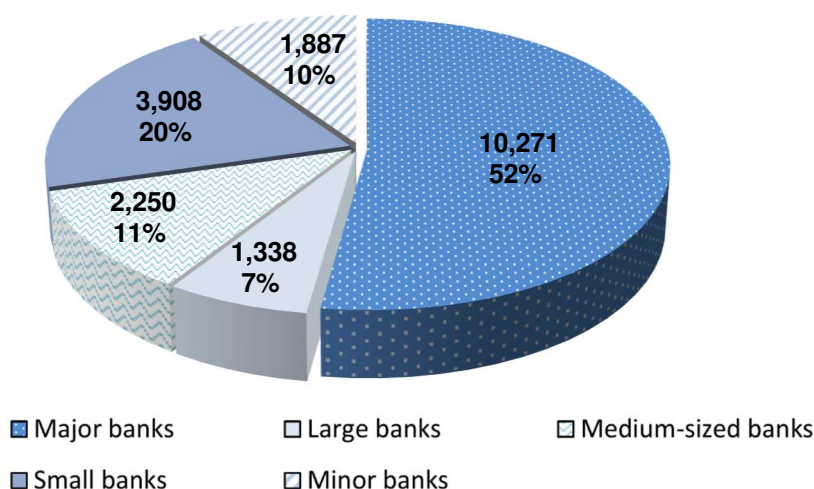
Banks and Financial Institutions: Branch Network

31 March 2025

For further information: statistiche@bancaditalia.it
www.bancaditalia.it/pubblicazioni/banche-istfin/

Figure 1

Number of branches by size of banks
(data as at 31 December 2024)

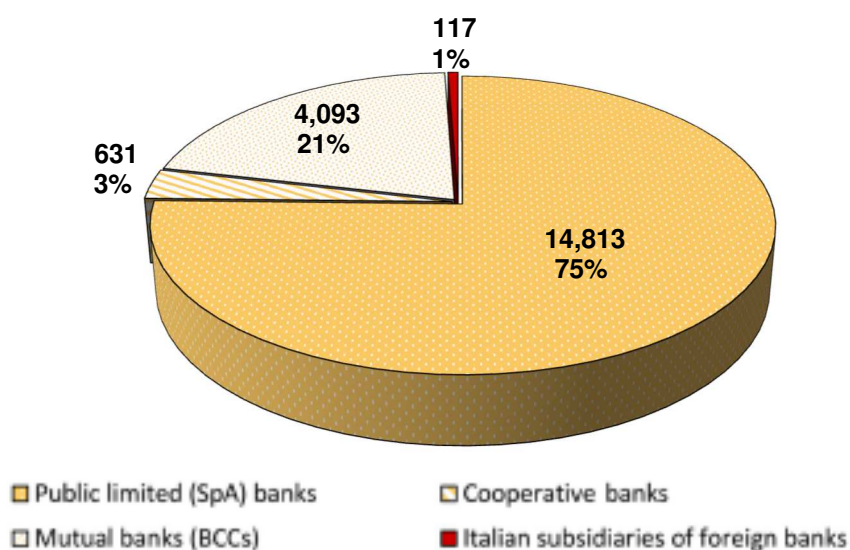


At the end of 2024 Italian banks and Italian subsidiaries of foreign banks operated 16,654 branches; 52% belonged to major banks.¹

Figure 2

Number of branches by institutional category of banks
(data as at 31 December 2024)

Looking at the breakdown by institutional category of banks as at 31 December 2024, public limited (SpA) banks operated 14,813 branches, or about 75 per cent of the national total, while mutual banks (BCCs) and cooperative banks accounted for 21 per cent and 3 per cent respectively.



(1) For further details on the classification of banks by size and institutional category see the 'Reporting entity' entry in the glossary provided in *Banks and Financial Institutions: Branch Network*, Bank of Italy, Statistics, [Methods and Sources: Methodological Notes](#).

Figure 3

Number of bank branches by region
(data as at 31 December 2024)

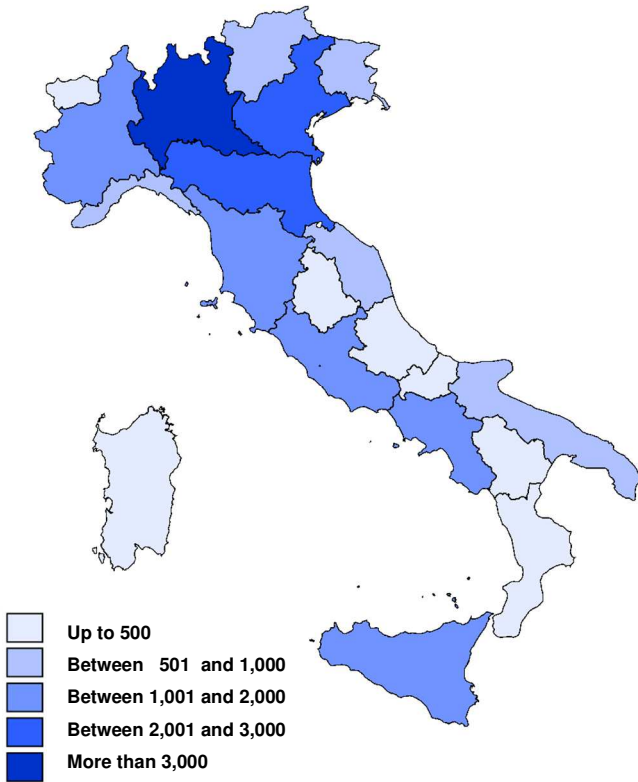
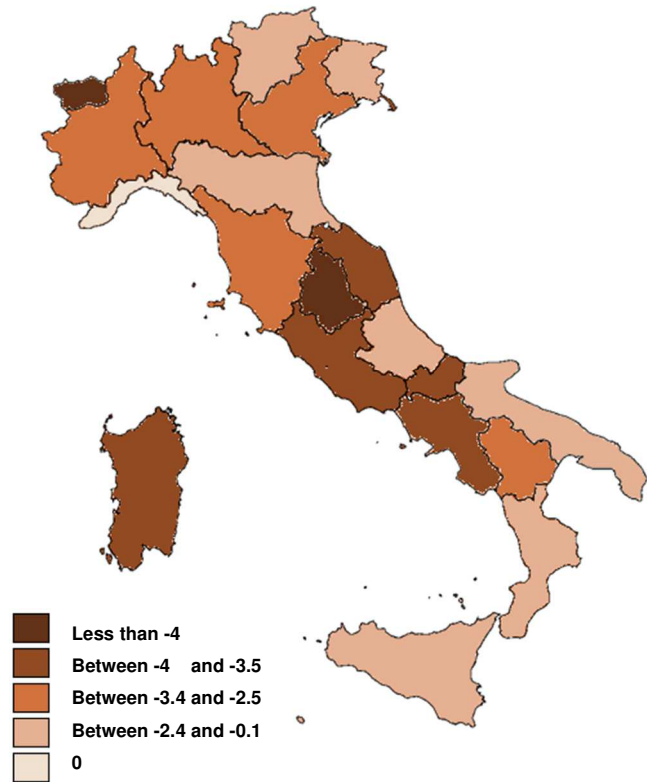


Figure 4

Trend of bank branches by region between 2023 and 2024
(percentage change; data as at 31 December of each year)



The geographical distribution of bank branches in Italy at the end of 2024 shows a major presence in the North representing more than 58 per cent of the national total (40 per cent in Lombardy, Emilia-Romagna and Veneto). The number of branches located in the South and Islands accounts for 22 per cent of the national total.

In 2024 the number of bank branches active in Italy decreased from 20,160 at end-2023 to 19,654 at end-2024, 506 fewer branches overall (-2.5 per cent). The reduction affected almost all the regions with the exception of Liguria and was particularly marked in Valle D'Aosta and Umbria

Banks and Financial Institutions: Branch Network

Notice to Users

The *Banks and Financial Institutions: Branch Network* report is the first of the three new stand-alone specialized publications which replaced the Statistical Bulletin over the course of 2017. The new report will be published yearly and contains data on the geographical distribution of the banking and financial system.

Compared with its predecessor, the new publication features additional tables and more information on bank branches.

The report comprises 10 tables (1 of which only in the [Statistical Database \(BDS\)](#)), presenting information that was in part already included in the tables in 'Section A - Structural Information' of the Statistical Bulletin.

A more detailed description of the content of the report and of the sources used is provided in *Banks and Financial Institutions: Branch Network*, Bank of Italy, Statistics, [Methods and Sources: Methodological Notes](#).

The data on the number of branches provided in the report on *Banks and Financial Institutions: Branch Network* differ from those published at a given moment in the Supervisory Registers and Lists, because the latter are continuously updated while the data in the BDS are static. To download the full list of Italian bank branches for a given period, log on to the [Supervisory Registers and Lists](#) web page and click on 'Branches'. For the most recent list, click on 'Download Page'.

For the conversion between the old and new coding of the tables, see [Banks and Financial Institutions: Branch Network - new codes](#).

To facilitate the correct identification and interpretation of the tables, a map of the concepts illustrated in the report may be downloaded using the following [link](#).

* * *

We would like to inform all users that, starting from the March 2025 edition, table [TDB20217](#) (Banks and financial institutions – by province and membership in the largest groups) in the "Banks and Financial Institutions: Branch Network" annual publication is no longer updated.

Key to symbols and information in the index

The following information is provided for each table (from left to right):

Frequency: **A** Annual

Source: **SR** supervisory reports
 SRL Supervisory Registers and Lists

Description of the table

Identification code of the table

Page in which the table is reproduced in this report

Notice to readers

I. Symbols:

- the phenomenon does not exist, or it exists and data are collected but no cases were recorded
- the phenomenon exists but no data are available
- .. the data are known but the value is below the minimum considered significant
- == the data are confidential
- :: the data are not statistically significant

The thin lines separating the data in the tables serve the sole purpose of making consultation easier.

- II. The intervals for the classification by size include the lower limit but exclude the upper limit.
- III. The source must be cited in any use or dissemination of the information contained in the publications. The Bank of Italy is not responsible for any errors of interpretation or mistaken conclusions drawn on the basis of the information published.
- IV. The row and column totals of some tables may not tally with the sum of the entries because they include data that cannot be allocated.
- V. A brief description of the methodology, the main statistical sources and the revisions to methodology concerning the data provided in this report is available in '*Banks and Financial Institutions: Branch Network*', Bank of Italy, Publications, [Methods and Sources: Methodological Notes](#).

Banks and Financial Institutions: branch network

<i>Periodicity</i>			<i>Access to data:</i>
A	SRL - SR	Banks, branches and employees by geographical area	p. 7
A	SRL	Banks and branches by province and institutional category of banks	TDB20207 p. 8
A	SRL	Banks and branches by province and size of banks	TDB20212 p. 18
A	SR	Bank branches per 100,000 inhabitants by province	TDB20220 p. 28
A	SR	Employees by geographical area and institutional category of banks	TDB10222 p. 33
A	SR	Employees by geographical area and size of banks	TDB10225 p. 34
A	SR	Employees by province	TDB10227 p. 35
A	SRL	Securities firms by authorized activities	TDB20210 p. 40
A	SRL	Open-end securities investment funds by operational specialization	TDB20225 p. 41
A	SR	Financial intermediaries, payment Institutions and ELMI by prevalent activity	TDB20230 p. 42
<i>Tables distributed on the "BDS on-line statistical database" only</i>			
A	SRL	Branches by municipality	TDB10195

Banks and financial institutions: branch network

Banks, branches and employees

by geographical area

(numbers in units)

	ITALY			North West Italy			North East Italy		
	Banks	Branches	Employees	Banks	Branches	Employees	Banks	Branches	Employees
31/12/2024	420	19.654	261.653	153	5.988	110.975	113	5.327	64.533
31/12/2023	428	20.160	262.249	156	6.145	110.289	115	5.429	65.268
31/12/2022	438	20.985	264.287	155	6.437	110.281	117	5.585	65.333
31/12/2021	456	21.650	269.779	161	6.672	111.924	122	5.720	64.427
31/12/2020	474	23.480	275.433	167	7.314	111.992	127	6.109	65.437
31/12/2019	488	24.312	282.129	169	7.551	115.024	133	6.355	66.434
31/12/2018	505	25.409	278.152	169	7.864	109.104	142	6.614	67.006
31/12/2017	538	27.374	286.222	171	8.543	112.248	159	7.173	68.202
31/12/2016	604	29.027	299.645	186	9.086	113.607	192	7.622	73.181
31/12/2015	643	30.258	302.721	189	9.401	113.600	203	8.037	75.066

	Central Italy			South Italy			Islands		
	Banks	Branches	Employees	Banks	Branches	Employees	Banks	Branches	Employees
31/12/2024	82	4.000	49.198	55	2.866	25.137	17	1.473	11.816
31/12/2023	83	4.138	48.987	55	2.939	25.393	19	1.509	12.318
31/12/2022	87	4.327	49.983	59	3.051	26.092	20	1.585	12.602
31/12/2021	87	4.496	53.216	64	3.132	27.501	22	1.630	12.717
31/12/2020	89	4.935	56.037	69	3.423	28.617	22	1.699	13.356
31/12/2019	91	5.092	56.979	69	3.541	29.503	26	1.773	14.194
31/12/2018	96	5.367	57.112	71	3.735	30.439	27	1.829	14.497
31/12/2017	103	5.749	58.351	75	3.925	32.149	30	1.984	15.277
31/12/2016	117	6.145	62.651	77	4.076	33.675	32	2.098	16.534
31/12/2015	131	6.396	63.264	87	4.198	34.069	33	2.226	16.726

Note : The geographical areas are defined as follows: North West (Piedmont, Valle d'Aosta, Liguria and Lombardy), North East (Trentino-Alto Adige, Veneto, Friuli Venezia Giulia and Emilia Romagna), Centre (Tuscany , Marche, Umbria and Lazio), South (Abruzzo, Molise, Campania, Apulia, Basilicata and Calabria), and Islands (Sicily and Sardinia).

Source: supervisory Registers and Lists and supervisory reports

Banks and financial institutions: branch network

Access to data:

[TDB20207](#)

Banks and branches

by province and institutional category of banks

(numbers in units)

	Total				Public limited banks (spa)				Cooperative banks			
	Banks		Branches		Banks		Branches		Banks		Branches	
	2024	2023	2024	2023	2024	2023	2024	2023	2024	2023	2024	2023
ITALY	420	428	19,654	20,160	110	110	14,813	15,294	16	17	631	653
North West Italy												
Piedmont	28	28	1,574	1,626	17	17	1,363	1,415	-	-	4	5
Turin	13	13	643	660	10	10	571	588	-	-	2	2
Vercelli	-	-	84	87	-	-	84	86	-	-	-	1
Novara	-	-	106	111	-	-	106	111	-	-	-	-
Cuneo	11	11	343	360	3	3	224	241	-	-	-	-
Asti	1	1	116	116	1	1	103	104	-	-	1	1
Alessandria	-	-	140	144	-	-	136	140	-	-	1	1
Biella	3	3	89	91	3	3	89	91	-	-	-	-
Verbano-Cusio-Ossola	-	-	53	57	-	-	50	54	-	-	-	-
Valle d'Aosta	1	1	62	67	-	-	47	52	-	-	-	-
Lombardy	123	126	3,791	3,891	32	32	2,923	3,018	1	1	74	75
Milan	93	96	1,028	1,072	27	27	867	908	-	-	6	7
Varese	-	-	252	254	-	-	239	241	-	-	1	1
Como	3	3	228	237	-	-	183	192	-	-	-	-
Sondrio	1	1	111	110	1	1	109	108	-	-	-	-
Bergamo	5	5	423	428	-	-	302	308	-	-	2	2
Brescia	11	11	630	642	3	3	362	373	1	1	49	49
Pavia	-	-	189	192	-	-	166	169	-	-	5	5
Cremona	2	2	180	183	-	-	113	116	-	-	2	2
Mantua	1	1	222	228	-	-	177	182	-	-	3	4
Lecco	1	1	158	164	-	-	133	138	-	-	-	-
Lodi	2	2	91	95	-	-	56	59	-	-	4	3
Monza e della Brianza	4	4	279	286	1	1	216	224	-	-	2	2
Liguria	1	1	561	561	1	1	531	532	-	-	2	2
Genoa	1	1	291	296	1	1	285	290	-	-	2	2
Imperia	-	-	75	73	-	-	65	63	-	-	-	-
Savona	-	-	106	103	-	-	96	94	-	-	-	-
La Spezia	-	-	89	89	-	-	85	85	-	-	-	-

Nota: The geographical breakdown refers to the location of bank's headquarter.

Source: supervisory Registers and Lists

Banks and financial institutions: branch network

Banks and branches

by province and institutional category of banks

(numbers in units)

Mutual banks				Branches of foreign banks				Municipalities served by banks	
Banks		Branches		Banks		Branches			
2024	2023	2024	2023	2024	2023	2024	2023	2024	2023

ITALY	218	222	4,093	4,090	76	79	117	123	4,548	4,651
North West Italy										
Piedmont	8	8	198	197	3	3	9	9	422	440
Turin	-	-	61	61	3	3	9	9	113	117
Vercelli	-	-	-	-	-	-	-	-	30	31
Novara	-	-	-	-	-	-	-	-	29	33
Cuneo	8	8	119	119	-	-	-	-	109	114
Asti	-	-	12	11	-	-	-	-	48	48
Alessandria	-	-	3	3	-	-	-	-	42	45
Biella	-	-	-	-	-	-	-	-	34	34
Verbano-Cusio-Ossola	-	-	3	3	-	-	-	-	17	18
Valle d'Aosta	1	1	15	15	-	-	-	-	20	24
Lombardy	27	27	722	723	63	66	72	75	961	977
Milan	3	3	86	85	63	66	69	72	116	118
Varese	-	-	12	12	-	-	-	-	68	69
Como	3	3	45	45	-	-	-	-	91	93
Sondrio	-	-	2	2	-	-	-	-	47	47
Bergamo	5	5	118	117	-	-	1	1	144	145
Brescia	7	7	217	218	-	-	2	2	168	171
Pavia	-	-	18	18	-	-	-	-	58	60
Cremona	2	2	65	65	-	-	-	-	67	69
Mantua	1	1	42	42	-	-	-	-	62	62
Lecco	1	1	25	26	-	-	-	-	56	56
Lodi	2	2	31	33	-	-	-	-	34	36
Monza e della Brianza	3	3	61	60	-	-	-	-	50	51
Liguria	-	-	28	27	-	-	-	-	102	105
Genoa	-	-	4	4	-	-	-	-	39	41
Imperia	-	-	10	10	-	-	-	-	14	14
Savona	-	-	10	9	-	-	-	-	26	26
La Spezia	-	-	4	4	-	-	-	-	23	24

Banks and financial institutions: branch network

Banks and branches

by province and institutional category of banks

(numbers in units)

Total				Public limited banks (spa)				Cooperative banks			
Banks		Branches		Banks		Branches		Banks		Branches	
2024	2023	2024	2023	2024	2023	2024	2023	2024	2023	2024	2023

North East Italy

Trentino-Alto Adige	61	62	664	671	7	7	255	260	-	-	1	1
Trento	13	14	337	344	2	2	106	110	-	-	1	1
Bolzano/Bozen	48	48	327	327	5	5	149	150	-	-	-	-
Veneto	17	19	2,009	2,072	4	4	1,358	1,424	1	1	15	17
Venice	1	1	306	316	1	1	223	233	-	-	-	-
Verona	3	3	434	437	1	1	311	317	-	-	9	9
Vicenza	3	5	367	379	-	-	232	244	-	-	2	3
Belluno	1	1	106	108	-	-	79	81	-	-	-	-
Treviso	4	4	345	358	1	1	218	231	-	-	2	2
Padova	4	4	358	379	1	1	240	261	1	1	2	3
Rovigo	1	1	93	95	-	-	55	57	-	-	-	-
Friuli Venezia Giulia	11	11	560	573	3	3	339	350	-	-	1	1
Trieste	2	2	81	82	1	1	57	59	-	-	1	1
Udine	5	5	284	290	2	2	174	178	-	-	-	-
Gorizia	2	2	59	61	-	-	26	27	-	-	-	-
Pordenone	2	2	136	140	-	-	82	86	-	-	-	-
Emilia Romegna	24	23	2,094	2,113	10	9	1,624	1,645	2	2	67	67
Bologna	6	5	486	491	2	1	359	365	-	-	3	3
Piacenza	1	1	150	152	-	-	97	98	1	1	42	42
Parma	1	1	202	207	1	1	184	189	-	-	3	3
Reggio nell'Emilia	4	4	260	261	4	4	218	219	-	-	4	4
Modena	2	2	290	283	1	1	258	254	1	1	14	14
Ferrara	1	1	127	130	-	-	108	111	-	-	-	-
Ravenna	3	3	213	217	1	1	170	174	-	-	-	-
Forli-Cesena	3	3	198	197	1	1	127	126	-	-	1	1
Rimini	3	3	168	175	-	-	103	109	-	-	-	-

Banks and financial institutions: branch network

Banks and branches

by province and institutional category of banks

(numbers in units)

Mutual banks				Branches of foreign banks				Municipalities served by banks	
Banks		Branches		Banks		Branches			
2024	2023	2024	2023	2024	2023	2024	2023	2024	2023

North East Italy

Trentino-Alto Adige	52	53	405	407	2	2	3	3	250	251
Trento	11	12	229	232	-	-	1	1	142	143
Bolzano/Bozen	41	41	176	175	2	2	2	2	108	108
Veneto	12	14	628	623	-	-	8	8	457	460
Venice	-	-	83	83	-	-	-	-	43	43
Verona	2	2	112	109	-	-	2	2	84	84
Vicenza	3	5	133	132	-	-	-	-	94	94
Belluno	1	1	27	27	-	-	-	-	32	32
Treviso	3	3	124	124	-	-	1	1	82	84
Padova	2	2	111	110	-	-	5	5	90	91
Rovigo	1	1	38	38	-	-	-	-	32	32
Friuli Venezia Giulia	8	8	220	222	-	-	-	-	148	149
Trieste	1	1	23	22	-	-	-	-	4	4
Udine	3	3	110	112	-	-	-	-	92	93
Gorizia	2	2	33	34	-	-	-	-	18	18
Pordenone	2	2	54	54	-	-	-	-	34	34
Emilia Romagna	11	11	395	393	1	1	8	8	309	313
Bologna	3	3	119	118	1	1	5	5	53	53
Piacenza	-	-	11	12	-	-	-	-	39	39
Parma	-	-	15	15	-	-	-	-	45	46
Reggio nell'Emilia	-	-	38	38	-	-	-	-	42	42
Modena	-	-	15	12	-	-	3	3	45	45
Ferrara	1	1	19	19	-	-	-	-	22	23
Ravenna	2	2	43	43	-	-	-	-	18	18
Forlì-Cesena	2	2	70	70	-	-	-	-	26	27
Rimini	3	3	65	66	-	-	-	-	19	20

Banks and financial institutions: branch network

Banks and branches

by province and institutional category of banks

(numbers in units)

Total				Public limited banks (spa)				Cooperative banks			
Banks		Branches		Banks		Branches		Banks		Branches	
2024	2023	2024	2023	2024	2023	2024	2023	2024	2023	2024	2023

Central Italy

Tuscany	21	21	1,470	1,512	6	6	1,159	1,200	2	2	27	27
Florence	7	7	387	397	3	3	324	333	-	-	3	3
Massa-Carrara	-	-	67	70	-	-	65	68	-	-	-	-
Lucca	2	2	159	161	1	1	135	137	-	-	-	-
Pistoia	2	2	92	95	-	-	62	65	-	-	-	-
Livorno	2	2	136	137	-	-	109	111	-	-	1	-
Pisa	3	3	194	201	1	1	149	155	1	1	15	16
Arezzo	3	3	132	137	-	-	95	100	1	1	8	8
Siena	1	1	132	137	1	1	92	97	-	-	-	-
Grosseto	1	1	109	110	-	-	78	79	-	-	-	-
Prato	-	-	62	67	-	-	50	55	-	-	-	-
Umbria	3	3	315	329	1	1	258	273	-	-	3	3
Perugia	2	2	241	253	-	-	194	207	-	-	3	3
Terni	1	1	74	76	1	1	64	66	-	-	-	-
Marche	15	15	611	633	2	2	420	439	-	-	1	3
Ancona	4	4	177	186	-	-	116	124	-	-	1	2
Pesaro e Urbino	4	4	158	159	-	-	95	96	-	-	-	-
Macerata	4	4	125	129	1	1	93	96	-	-	-	-
Ascoli Piceno	2	2	84	91	-	-	60	66	-	-	-	1
Fermo	1	1	67	68	1	1	56	57	-	-	-	-
Lazio	43	44	1,604	1,664	20	20	1,250	1,296	5	5	72	77
Rome	36	36	1,189	1,225	20	20	989	1,018	2	2	16	17
Viterbo	1	1	113	120	-	-	70	76	-	-	-	-
Rieti	-	-	40	44	-	-	33	36	-	-	-	-
Latina	2	3	135	139	-	-	88	91	1	1	20	21
Frosinone	4	4	127	136	-	-	70	75	2	2	36	39

Banks and financial institutions: branch network

Banks and branches

by province and institutional category of banks

(numbers in units)

Mutual banks				Branches of foreign banks				Municipalities served by banks	
Banks		Branches		Banks		Branches			
2024	2023	2024	2023	2024	2023	2024	2023	2024	2023

Central Italy

Tuscany	13	13	283	284	-	-	1	1	250	252
Florence	4	4	59	60	-	-	1	1	39	40
Massa-Carrara	-	-	2	2	-	-	-	-	15	15
Lucca	1	1	24	24	-	-	-	-	22	22
Pistoia	2	2	30	30	-	-	-	-	20	21
Livorno	2	2	26	26	-	-	-	-	18	18
Pisa	1	1	30	30	-	-	-	-	37	37
Arezzo	2	2	29	29	-	-	-	-	30	30
Siena	-	-	40	40	-	-	-	-	35	35
Grosseto	1	1	31	31	-	-	-	-	28	28
Prato	-	-	12	12	-	-	-	-	6	6
Umbria	2	2	54	53	-	-	-	-	60	63
Perugia	2	2	44	43	-	-	-	-	40	42
Terni	-	-	10	10	-	-	-	-	20	21
Marche	13	13	190	191	-	-	-	-	147	155
Ancona	4	4	60	60	-	-	-	-	35	36
Pesaro e Urbino	4	4	63	63	-	-	-	-	37	38
Macerata	3	3	32	33	-	-	-	-	33	35
Ascoli Piceno	2	2	24	24	-	-	-	-	22	24
Fermo	-	-	11	11	-	-	-	-	20	22
Lazio	11	12	268	274	7	7	14	17	185	190
Rome	7	7	170	173	7	7	14	17	70	70
Viterbo	1	1	43	44	-	-	-	-	36	38
Rieti	-	-	7	8	-	-	-	-	15	17
Latina	1	2	27	27	-	-	-	-	24	24
Frosinone	2	2	21	22	-	-	-	-	40	41

Banks and financial institutions: branch network

Banks and branches

by province and institutional category of banks

(numbers in units)

Total				Public limited banks (spa)				Cooperative banks			
Banks		Branches		Banks		Branches		Banks		Branches	
2024	2023	2024	2023	2024	2023	2024	2023	2024	2023	2024	2023

Southern Italy

Abruzzo	7	7	399	407	-	-	284	294	-	-	24	24
L'Aquila	1	1	90	89	-	-	67	66	-	-	-	-
Teramo	3	3	102	107	-	-	75	80	-	-	1	1
Pescara	1	1	96	100	-	-	72	76	-	-	2	2
Chieti	2	2	111	111	-	-	70	72	-	-	21	21
Molise	2	2	75	78	-	-	50	51	1	1	9	11
Campobasso	2	2	58	59	-	-	39	39	1	1	6	7
Isernia	-	-	17	19	-	-	11	12	-	-	3	4
Campania	15	15	1,003	1,040	4	4	786	814	1	1	70	76
Naples	6	6	481	499	4	4	429	442	1	1	41	46
Caserta	1	1	121	126	-	-	106	110	-	-	8	9
Benevento	1	1	61	62	-	-	39	41	-	-	10	9
Avellino	1	1	85	87	-	-	61	61	-	-	3	4
Salerno	6	6	255	266	-	-	151	160	-	-	8	8
Apulia	24	24	916	934	1	1	627	649	2	2	140	141
Bari	12	12	306	314	1	1	209	217	1	1	36	36
Foggia	1	1	135	136	-	-	110	112	-	-	12	12
Taranto	3	3	114	116	-	-	70	72	-	-	17	18
Brindisi	2	2	89	89	-	-	55	58	-	-	17	17
Lecce	3	3	187	190	-	-	120	123	1	1	49	49
Barletta-Andria-Trani	3	3	85	89	-	-	63	67	-	-	9	9
Basilicata	2	2	161	166	-	-	108	113	-	-	12	13
Potenza	2	2	108	112	-	-	77	80	-	-	4	5
Matera	-	-	53	54	-	-	31	33	-	-	8	8
Calabria	5	5	312	314	-	-	236	239	-	-	3	3
Catanzaro	3	3	72	70	-	-	52	50	-	-	-	-
Cosenza	2	2	117	119	-	-	81	84	-	-	-	-
Reggio di Calabria	-	-	77	79	-	-	71	73	-	-	-	-
Crotone	-	-	23	22	-	-	18	17	-	-	-	-
Vibo Valentia	-	-	23	24	-	-	14	15	-	-	3	3

Banks and financial institutions: branch network

Banks and branches

by province and institutional category of banks

(numbers in units)

Mutual banks				Branches of foreign banks				Municipalities served by banks	
Banks		Branches		Banks		Branches			
2024	2023	2024	2023	2024	2023	2024	2023	2024	2023

Southern Italy

Abruzzo	7	7	91	89	-	-	-	-	118	119
L'Aquila	1	1	23	23	-	-	-	-	28	29
Teramo	3	3	26	26	-	-	-	-	30	30
Pescara	1	1	22	22	-	-	-	-	24	24
Chieti	2	2	20	18	-	-	-	-	36	36
Molise	1	1	16	16	-	-	-	-	23	24
Campobasso	1	1	13	13	-	-	-	-	18	18
Isernia	-	-	3	3	-	-	-	-	5	6
Campania	10	10	145	148	-	-	2	2	246	255
Naples	1	1	9	9	-	-	2	2	67	67
Caserta	1	1	7	7	-	-	-	-	40	44
Benevento	1	1	12	12	-	-	-	-	25	27
Avellino	1	1	21	22	-	-	-	-	32	34
Salerno	6	6	96	98	-	-	-	-	82	83
Apulia	21	21	149	144	-	-	-	-	191	196
Bari	10	10	61	61	-	-	-	-	38	39
Foggia	1	1	13	12	-	-	-	-	33	35
Taranto	3	3	27	26	-	-	-	-	22	24
Brindisi	2	2	17	14	-	-	-	-	20	20
Lecce	2	2	18	18	-	-	-	-	68	68
Barletta-Andria-Trani	3	3	13	13	-	-	-	-	10	10
Basilicata	2	2	41	40	-	-	-	-	67	69
Potenza	2	2	27	27	-	-	-	-	47	49
Matera	-	-	14	13	-	-	-	-	20	20
Calabria	5	5	73	72	-	-	-	-	107	110
Catanzaro	3	3	20	20	-	-	-	-	23	23
Cosenza	2	2	36	35	-	-	-	-	39	40
Reggio di Calabria	-	-	6	6	-	-	-	-	25	26
Crotone	-	-	5	5	-	-	-	-	11	11
Vibo Valentia	-	-	6	6	-	-	-	-	9	10

Banks and financial institutions: branch network

Banks and branches

by province and institutional category of banks

(numbers in units)

Total				Public limited banks (spa)				Cooperative banks			
Banks		Branches		Banks		Branches		Banks		Branches	
2024	2023	2024	2023	2024	2023	2024	2023	2024	2023	2024	2023

Islands

Sicily	13	15	1,024	1,042	-	1	759	776	1	2	105	106
Palermo	3	4	230	234	-	-	185	190	-	1	8	8
Trapani	1	1	91	96	-	-	75	80	-	-	-	-
Messina	1	2	124	126	-	1	100	101	-	-	9	9
Agrigento	2	2	105	105	-	-	71	71	-	-	13	13
Caltanissetta	3	3	59	60	-	-	32	33	-	-	3	3
Enna	1	1	40	44	-	-	25	29	-	-	2	2
Catania	-	-	212	212	-	-	167	167	-	-	27	27
Ragusa	1	1	81	81	-	-	48	47	1	1	27	28
Syracuse	1	1	82	84	-	-	56	58	-	-	16	16
Sardinia	4	4	449	467	2	2	436	454	-	-	1	1
Cagliari	1	1	83	86	-	-	80	83	-	-	-	-
Sassari	2	2	140	144	2	2	139	143	-	-	1	1
Nuoro	-	-	72	76	-	-	72	76	-	-	-	-
Oristano	1	1	55	59	-	-	48	52	-	-	-	-
South Sardinia	-	-	99	102	-	-	97	100	-	-	-	-

Banks and financial institutions: branch network

Banks and branches

by province and institutional category of banks

(numbers in units)

Mutual banks				Branches of foreign banks				Municipalities served by banks	
Banks		Branches		Banks		Branches			
2024	2023	2024	2023	2024	2023	2024	2023	2024	2023

Islands										
Sicily	12	12	160	160	-	-	-	-	242	244
Palermo	3	3	37	36	-	-	-	-	52	52
Trapani	1	1	16	16	-	-	-	-	18	19
Messina	1	1	15	16	-	-	-	-	38	38
Agrigento	2	2	21	21	-	-	-	-	30	30
Caltanissetta	3	3	24	24	-	-	-	-	17	17
Enna	1	1	13	13	-	-	-	-	14	15
Catania	-	-	18	18	-	-	-	-	44	44
Ragusa	-	-	6	6	-	-	-	-	12	12
Syracuse	1	1	10	10	-	-	-	-	17	17
Sardinia	2	2	12	12	-	-	-	-	243	255
Cagliari	1	1	3	3	-	-	-	-	16	16
Sassari	-	-	-	-	-	-	-	-	66	69
Nuoro	-	-	-	-	-	-	-	-	54	57
Oristano	1	1	7	7	-	-	-	-	36	39
South Sardinia	-	-	2	2	-	-	-	-	71	74

Banks and financial institutions: branch network

Access to data:

[TDB20212](#)

Banks and branches by province and size of banks

(numbers in units)

	Total				Major banks				Large banks			
	Banks		Branches		Banks		Branches		Banks		Branches	
	2024	2023	2024	2023	2024	2023	2024	2023	2024	2023	2024	2023
ITALY	420	428	19,654	20,160	10	8	10,271	10,787	8	11	1,338	1,405
North West Italy												
Piedmont	28	28	1,574	1,626	1	1	797	847	-	-	61	62
Turin	13	13	643	660	1	1	355	369	-	-	22	23
Vercelli	-	-	84	87	-	-	38	41	-	-	3	3
Novara	-	-	106	111	-	-	83	88	-	-	6	6
Cuneo	11	11	343	360	-	-	138	156	-	-	10	10
Asti	1	1	116	116	-	-	32	33	-	-	3	3
Alessandria	-	-	140	144	-	-	94	99	-	-	7	7
Biella	3	3	89	91	-	-	17	17	-	-	4	4
Verbano-Cusio-Ossola	-	-	53	57	-	-	40	44	-	-	6	6
Valle d'Aosta	1	1	62	67	-	-	31	36	-	-	3	3
Lombardy	123	126	3,791	3,891	3	2	2,024	2,125	5	6	543	565
Milan	93	96	1,028	1,072	3	2	611	644	4	5	118	128
Varese	-	-	252	254	-	-	170	177	-	-	35	35
Como	3	3	228	237	-	-	91	98	-	-	72	76
Sondrio	1	1	111	110	-	-	44	44	1	1	63	63
Bergamo	5	5	423	428	-	-	233	246	-	-	37	36
Brescia	11	11	630	642	-	-	262	277	-	-	64	65
Pavia	-	-	189	192	-	-	124	129	-	-	20	21
Cremona	2	2	180	183	-	-	97	100	-	-	10	11
Mantua	1	1	222	228	-	-	151	156	-	-	19	20
Lecco	1	1	158	164	-	-	59	61	-	-	65	68
Lodi	2	2	91	95	-	-	46	49	-	-	5	6
Monza e della Brianza	4	4	279	286	-	-	136	144	-	-	35	36
Liguria	1	1	561	561	-	-	380	394	-	-	48	49
Genoa	1	1	291	296	-	-	205	217	-	-	26	27
Imperia	-	-	75	73	-	-	42	42	-	-	7	7
Savona	-	-	106	103	-	-	66	67	-	-	9	9
La Spezia	-	-	89	89	-	-	67	68	-	-	6	6

Note: The geographical breakdown refers to the location of bank's headquarter.

Source: supervisory Registers and Lists

Banks and financial institutions: branch network

Banks and branches by province and size of banks

(numbers in units)

	Medium banks				Small banks				Minor banks			
	Banks		Branches		Banks		Branches		Banks		Branches	
	2024	2023	2024	2023	2024	2023	2024	2023	2024	2023	2024	2023
ITALY	20	18	2,250	2,246	145	141	3,908	3,853	237	250	1,887	1,869
North West Italy												
Piedmont	3	3	365	368	13	12	248	247	11	12	103	102
Turin	1	1	130	130	6	5	93	92	5	6	43	46
Vercelli	-	-	41	40	-	-	2	3	-	-	-	-
Novara	-	-	12	12	-	-	4	4	-	-	1	1
Cuneo	-	-	25	27	6	6	114	114	5	5	56	53
Asti	1	1	66	66	-	-	14	13	-	-	1	1
Alessandria	-	-	24	24	-	-	14	14	-	-	1	-
Biella	1	1	65	67	1	1	2	2	1	1	1	1
Verbano-Cusio-Ossola	-	-	2	2	-	-	5	5	-	-	-	-
Valle d'Aosta	-	-	11	11	-	-	2	2	1	1	15	15
Lombardy	8	7	243	240	55	52	799	814	52	59	182	147
Milan	7	6	101	101	37	35	132	141	42	48	66	58
Varese	-	-	23	22	-	-	19	19	-	-	5	1
Como	-	-	13	13	2	2	42	41	1	1	10	9
Sondrio	-	-	-	-	-	-	3	2	-	-	1	1
Bergamo	-	-	18	19	4	4	118	117	1	1	17	10
Brescia	-	-	18	16	7	6	259	260	4	5	27	24
Pavia	-	-	16	16	-	-	19	26	-	-	10	-
Cremona	-	-	3	3	2	2	65	65	-	-	5	4
Mantua	-	-	3	2	-	-	41	43	1	1	8	7
Lecco	-	-	7	7	-	-	13	13	1	1	14	15
Lodi	-	-	3	3	1	1	27	28	1	1	10	9
Monza e della Brianza	1	1	38	38	2	2	61	59	1	1	9	9
Liguria	-	-	51	52	1	1	57	55	-	-	25	11
Genoa	-	-	23	23	1	1	22	22	-	-	15	7
Imperia	-	-	9	9	-	-	15	15	-	-	2	-
Savona	-	-	10	11	-	-	14	12	-	-	7	4
La Spezia	-	-	9	9	-	-	6	6	-	-	1	-

Banks and financial institutions: branch network

Banks and branches

by province and size of banks

(numbers in units)

Total				Major banks				Large banks			
Banks		Branches		Banks		Branches		Banks		Branches	
2024	2023	2024	2023	2024	2023	2024	2023	2024	2023	2024	2023

North East Italy

Trentino-Alto Adige	61	62	664	671	-	-	84	87	-	1	13	16
Trento	13	14	337	344	-	-	60	63	-	1	10	12
Bolzano/Bozen	48	48	327	327	-	-	24	24	-	-	3	4
Veneto	17	19	2,009	2,072	1	1	1,052	1,116	-	-	57	60
Venice	1	1	306	316	-	-	178	189	-	-	9	9
Verona	3	3	434	437	1	1	258	263	-	-	16	16
Vicenza	3	5	367	379	-	-	163	172	-	-	10	11
Belluno	1	1	106	108	-	-	48	50	-	-	2	2
Treviso	4	4	345	358	-	-	158	172	-	-	10	9
Padova	4	4	358	379	-	-	195	215	-	-	9	12
Rovigo	1	1	93	95	-	-	52	55	-	-	1	1
Friuli Venezia Giulia	11	11	560	573	-	-	252	266	-	-	14	13
Trieste	2	2	81	82	-	-	45	48	-	-	5	4
Udine	5	5	284	290	-	-	122	126	-	-	6	7
Gorizia	2	2	59	61	-	-	20	21	-	-	-	-
Pordenone	2	2	136	140	-	-	65	71	-	-	3	2
Emilia Romagna	24	23	2,094	2,113	2	2	1,178	1,216	2	2	166	175
Bologna	6	5	486	491	-	-	252	258	-	-	30	33
Piacenza	1	1	150	152	-	-	80	83	-	-	8	8
Parma	1	1	202	207	1	1	152	156	-	-	18	18
Reggio nell'Emilia	4	4	260	261	-	-	147	149	2	2	54	55
Modena	2	2	290	283	1	1	195	200	-	-	24	25
Ferrara	1	1	127	130	-	-	75	79	-	-	18	20
Ravenna	3	3	213	217	-	-	99	105	-	-	5	6
Forlì-Cesena	3	3	198	197	-	-	103	103	-	-	5	6
Rimini	3	3	168	175	-	-	75	83	-	-	4	4

Banks and financial institutions: branch network

Banks and branches

by province and size of banks

(numbers in units)

Medium banks				Small banks				Minor banks			
Banks		Branches		Banks		Branches		Banks		Branches	
2024	2023	2024	2023	2024	2023	2024	2023	2024	2023	2024	2023

North East Italy

Trentino-Alto Adige	3	2	151	150	9	9	186	180	49	50	230	238
Trento	1	-	33	32	6	6	165	162	6	7	69	75
Bolzano/Bozen	2	2	118	118	3	3	21	18	43	43	161	163
Veneto	1	1	230	230	11	11	565	520	4	6	105	146
Venice	1	1	27	27	-	-	90	90	-	-	2	1
Verona	-	-	28	29	-	-	71	57	2	2	61	72
Vicenza	-	-	55	54	2	3	127	99	1	2	12	43
Belluno	-	-	27	27	-	-	5	5	1	1	24	24
Treviso	-	-	37	38	4	3	139	137	-	1	1	2
Padova	-	-	55	54	4	4	95	94	-	-	4	4
Rovigo	-	-	1	1	1	1	38	38	-	-	1	-
Friuli Venezia Giulia	1	1	16	15	5	5	209	209	5	5	69	70
Trieste	1	1	3	3	-	-	9	8	1	1	19	19
Udine	-	-	8	8	3	3	128	129	2	2	20	20
Gorizia	-	-	-	-	-	-	9	9	2	2	30	31
Pordenone	-	-	5	4	2	2	63	63	-	-	-	-
Emilia Romagna	-	-	70	69	14	14	601	614	6	5	79	39
Bologna	-	-	19	20	3	4	150	164	3	1	35	16
Piacenza	-	-	5	4	1	1	56	57	-	-	1	-
Parma	-	-	6	6	-	-	22	25	-	-	4	2
Reggio nell'Emilia	-	-	6	7	1	1	48	48	1	1	5	2
Modena	-	-	19	18	1	1	37	37	-	-	15	3
Ferrara	-	-	4	3	1	1	28	28	-	-	2	-
Ravenna	-	-	2	2	2	2	99	97	1	1	8	7
Forlì-Cesena	-	-	5	5	2	1	78	75	1	2	7	8
Rimini	-	-	4	4	3	3	83	83	-	-	2	1

Banks and financial institutions: branch network

Banks and branches

by province and size of banks

(numbers in units)

Total				Major banks				Large banks			
Banks		Branches		Banks		Branches		Banks		Branches	
2024	2023	2024	2023	2024	2023	2024	2023	2024	2023	2024	2023

Central Italy

Tuscany	21	21	1,470	1,512	1	1	898	941	-	-	58	62
Florence	7	7	387	397	-	-	232	243	-	-	19	21
Massa-Carrara	-	-	67	70	-	-	57	60	-	-	3	3
Lucca	2	2	159	161	-	-	111	114	-	-	8	8
Pistoia	2	2	92	95	-	-	49	52	-	-	6	6
Livorno	2	2	136	137	-	-	82	83	-	-	6	7
Pisa	3	3	194	201	-	-	98	104	-	-	5	5
Arezzo	3	3	132	137	-	-	83	89	-	-	3	3
Siena	1	1	132	137	1	1	79	84	-	-	1	1
Grosseto	1	1	109	110	-	-	70	71	-	-	2	2
Prato	-	-	62	67	-	-	37	41	-	-	5	6
Umbria	3	3	315	329	-	-	176	192	-	-	6	6
Perugia	2	2	241	253	-	-	142	156	-	-	5	5
Terni	1	1	74	76	-	-	34	36	-	-	1	1
Marche	15	15	611	633	-	-	301	324	-	-	14	15
Ancona	4	4	177	186	-	-	89	99	-	-	7	8
Pesaro e Urbino	4	4	158	159	-	-	80	84	-	-	3	3
Macerata	4	4	125	129	-	-	64	68	-	-	3	3
Ascoli Piceno	2	2	84	91	-	-	40	45	-	-	1	1
Fermo	1	1	67	68	-	-	28	28	-	-	-	-
Lazio	43	44	1,604	1,664	2	1	886	930	1	2	111	121
Rome	36	36	1,189	1,225	2	1	683	708	1	2	101	110
Viterbo	1	1	113	120	-	-	56	62	-	-	2	2
Rieti	-	-	40	44	-	-	29	32	-	-	1	1
Latina	2	3	135	139	-	-	61	67	-	-	5	5
Frosinone	4	4	127	136	-	-	57	61	-	-	2	3

Banks and financial institutions: branch network

Banks and branches by province and size of banks

(numbers in units)

Medium banks				Small banks				Minor banks			
Banks		Branches		Banks		Branches		Banks		Branches	
2024	2023	2024	2023	2024	2023	2024	2023	2024	2023	2024	2023

Central Italy

Tuscany	1	1	57	57	9	9	359	359	10	10	98	93
Florence	1	1	23	22	3	3	88	88	3	3	25	23
Massa-Carrara	-	-	4	5	-	-	2	2	-	-	1	-
Lucca	-	-	4	4	1	1	26	26	1	1	10	9
Pistoia	-	-	2	2	1	1	29	29	1	1	6	6
Livorno	-	-	4	4	1	1	39	39	1	1	5	4
Pisa	-	-	5	5	2	2	65	65	1	1	21	22
Arezzo	-	-	4	4	-	-	15	15	3	3	27	26
Siena	-	-	4	4	-	-	48	48	-	-	-	-
Grosseto	-	-	3	3	1	1	34	34	-	-	-	-
Prato	-	-	4	4	-	-	13	13	-	-	3	3
Umbria	-	-	48	48	2	2	59	57	1	1	26	26
Perugia	-	-	40	40	1	1	30	29	1	1	24	23
Terni	-	-	8	8	1	1	29	28	-	-	2	3
Marche	-	-	35	34	3	3	114	120	12	12	147	140
Ancona	-	-	10	9	1	1	21	22	3	3	50	48
Pesaro e Urbino	-	-	5	5	-	-	19	19	4	4	51	48
Macerata	-	-	9	9	-	-	18	18	4	4	31	31
Ascoli Piceno	-	-	9	9	1	1	27	30	1	1	7	6
Fermo	-	-	2	2	1	1	29	31	-	-	8	7
Lazio	1	1	239	224	16	16	226	204	23	24	142	185
Rome	1	1	182	181	13	14	131	129	19	18	92	97
Viterbo	-	-	15	15	1	-	38	14	-	1	2	27
Rieti	-	-	6	7	-	-	1	1	-	-	3	3
Latina	-	-	25	11	-	-	17	17	2	3	27	39
Frosinone	-	-	11	10	2	2	39	43	2	2	18	19

Banks and financial institutions: branch network

Banks and branches by province and size of banks

(numbers in units)

Total				Major banks				Large banks			
Banks		Branches		Banks		Branches		Banks		Branches	
2024	2023	2024	2023	2024	2023	2024	2023	2024	2023	2024	2023

Southern Italy

Abruzzo	7	7	399	407	-	-	179	195	-	-	9	10
L'Aquila	1	1	90	89	-	-	50	52	-	-	3	3
Teramo	3	3	102	107	-	-	35	40	-	-	1	1
Pescara	1	1	96	100	-	-	32	37	-	-	5	6
Chieti	2	2	111	111	-	-	62	66	-	-	-	-
Molise	2	2	75	78	-	-	41	43	-	-	1	1
Campobasso	2	2	58	59	-	-	30	31	-	-	1	1
Isernia	-	-	17	19	-	-	11	12	-	-	-	-
Campania	15	15	1,003	1,040	-	-	569	594	-	-	77	87
Naples	6	6	481	499	-	-	307	318	-	-	53	58
Caserta	1	1	121	126	-	-	77	81	-	-	8	9
Benevento	1	1	61	62	-	-	31	33	-	-	3	3
Avellino	1	1	85	87	-	-	44	45	-	-	1	2
Salerno	6	6	255	266	-	-	110	117	-	-	12	15
Apulia	24	24	916	934	-	-	430	455	-	-	55	57
Bari	12	12	306	314	-	-	132	140	-	-	13	15
Foggia	1	1	135	136	-	-	84	87	-	-	12	12
Taranto	3	3	114	116	-	-	57	60	-	-	4	4
Brindisi	2	2	89	89	-	-	36	39	-	-	5	5
Lecce	3	3	187	190	-	-	82	86	-	-	12	12
Barletta-Andria-Trani	3	3	85	89	-	-	39	43	-	-	9	9
Basilicata	2	2	161	166	-	-	72	79	-	-	1	1
Potenza	2	2	108	112	-	-	46	50	-	-	1	1
Matera	-	-	53	54	-	-	26	29	-	-	-	-
Calabria	5	5	312	314	-	-	180	186	-	-	26	27
Catanzaro	3	3	72	70	-	-	36	36	-	-	7	7
Cosenza	2	2	117	119	-	-	62	65	-	-	7	8
Reggio di Calabria	-	-	77	79	-	-	57	59	-	-	7	7
Crotone	-	-	23	22	-	-	13	13	-	-	3	3
Vibo Valentia	-	-	23	24	-	-	12	13	-	-	2	2

Banks and financial institutions: branch network

Banks and branches

by province and size of banks

(numbers in units)

Medium banks				Small banks				Minor banks			
Banks		Branches		Banks		Branches		Banks		Branches	
2024	2023	2024	2023	2024	2023	2024	2023	2024	2023	2024	2023

Southern Italy

Abruzzo	-	-	95	95	-	-	39	38	7	7	77	69
L'Aquila	-	-	23	23	-	-	7	7	1	1	7	4
Teramo	-	-	37	37	-	-	7	7	3	3	22	22
Pescara	-	-	29	29	-	-	5	4	1	1	25	24
Chieti	-	-	6	6	-	-	20	20	2	2	23	19
Molise	-	-	7	7	-	-	6	8	2	2	20	19
Campobasso	-	-	6	6	-	-	4	5	2	2	17	16
Isernia	-	-	1	1	-	-	2	3	-	-	3	3
Campania	-	-	103	102	2	2	104	112	13	13	150	145
Naples	-	-	47	46	1	1	51	56	5	5	23	21
Caserta	-	-	14	14	-	-	10	10	1	1	12	12
Benevento	-	-	3	3	-	-	10	10	1	1	14	13
Avellino	-	-	14	14	-	-	3	4	1	1	23	22
Salerno	-	-	25	25	1	1	30	32	5	5	78	77
Apulia	1	1	126	124	2	2	153	153	21	21	152	145
Bari	1	1	56	55	1	1	42	42	10	10	63	62
Foggia	-	-	13	13	-	-	12	12	1	1	14	12
Taranto	-	-	8	8	-	-	18	18	3	3	27	26
Brindisi	-	-	14	14	-	-	17	17	2	2	17	14
Lecce	-	-	23	22	1	1	52	52	2	2	18	18
Barletta-Andria-Trani	-	-	12	12	-	-	12	12	3	3	13	13
Basilicata	-	-	32	32	-	-	12	13	2	2	44	41
Potenza	-	-	28	28	-	-	4	5	2	2	29	28
Matera	-	-	4	4	-	-	8	8	-	-	15	13
Calabria	-	-	20	20	-	-	8	8	5	5	78	73
Catanzaro	-	-	5	5	-	-	1	1	3	3	23	21
Cosenza	-	-	9	9	-	-	2	2	2	2	37	35
Reggio di Calabria	-	-	5	5	-	-	2	2	-	-	6	6
Crotone	-	-	1	1	-	-	-	-	-	-	6	5
Vibo Valentia	-	-	-	-	-	-	3	3	-	-	6	6

Banks and financial institutions: branch network

Banks and branches by province and size of banks

(numbers in units)

Total				Major banks				Large banks			
Banks		Branches		Banks		Branches		Banks		Branches	
2024	2023	2024	2023	2024	2023	2024	2023	2024	2023	2024	2023

Islands

Sicily	13	15	1,024	1,042	-	-	619	637	-	-	58	58
Palermo	3	4	230	234	-	-	139	144	-	-	16	16
Trapani	1	1	91	96	-	-	57	62	-	-	13	13
Messina	1	2	124	126	-	-	89	91	-	-	2	2
Agrigento	2	2	105	105	-	-	59	59	-	-	6	6
Caltanissetta	3	3	59	60	-	-	29	30	-	-	1	1
Enna	1	1	40	44	-	-	24	28	-	-	1	1
Catania	-	-	212	212	-	-	132	132	-	-	13	13
Ragusa	1	1	81	81	-	-	41	40	-	-	3	3
Syracuse	1	1	82	84	-	-	49	51	-	-	3	3
Sardinia	4	4	449	467	-	-	122	124	-	-	17	17
Cagliari	1	1	83	86	-	-	36	37	-	-	8	9
Sassari	2	2	140	144	-	-	43	44	-	-	5	4
Nuoro	-	-	72	76	-	-	13	13	-	-	2	2
Oristano	1	1	55	59	-	-	8	8	-	-	2	2
South Sardinia	-	-	99	102	-	-	22	22	-	-	-	-

Banks and financial institutions: branch network

Banks and branches by province and size of banks

(numbers in units)

Medium banks				Small banks				Minor banks			
Banks		Branches		Banks		Branches		Banks		Branches	
2024	2023	2024	2023	2024	2023	2024	2023	2024	2023	2024	2023

Islands

Sicily	-	-	59	60	2	2	156	135	11	13	132	152
Palermo	-	-	21	22	-	-	21	16	3	4	33	36
Trapani	-	-	5	5	-	-	6	6	1	1	10	10
Messina	-	-	4	4	-	-	11	10	1	2	18	19
Agrigento	-	-	6	6	-	-	17	4	2	2	17	30
Caltanissetta	-	-	2	2	1	1	17	14	2	2	10	13
Enna	-	-	-	-	-	-	5	5	1	1	10	10
Catania	-	-	14	14	-	-	34	34	-	-	19	19
Ragusa	-	-	4	4	1	1	28	29	-	-	5	5
Syracuse	-	-	3	3	-	-	17	17	1	1	10	10
Sardinia	1	1	292	308	1	1	5	5	2	2	13	13
Cagliari	-	-	32	33	-	-	3	3	1	1	4	4
Sassari	1	1	90	94	1	1	2	2	-	-	-	-
Nuoro	-	-	57	61	-	-	-	-	-	-	-	-
Oristano	-	-	38	42	-	-	-	-	1	1	7	7
South Sardinia	-	-	75	78	-	-	-	-	-	-	2	2

Banks and financial institutions: branch network

Access to data:

[TDB20220](#)

Bank branches per 100,000 inhabitants

by province

(numbers in unit)

	2024	2023
ITALY	33	34
North West Italy	38	39
Piedmont	37	38
Turin	29	30
Vercelli	51	52
Novara	29	31
Cuneo	59	62
Asti	56	56
Alessandria	34	35
Biella	53	54
Verbano-Cusio-Ossola	34	37
Valle d'Aosta	50	54
Lombardy	38	39
Milan	32	33
Varese	29	29
Como	38	40
Sondrio	62	62
Bergamo	38	39
Brescia	50	51
Pavia	35	36
Cremona	51	52
Mantua	55	56
Lecco	47	49
Lodi	40	42
Monza e della Brianza	32	33
Liguria	37	37
Genova	36	36
Imperia	36	35
Savona	40	39
La Spezia	41	41

Source: supervisory reports

Banks and financial institutions: branch network

Bank branches per 100,000 inhabitants

by province

(numbers in unit)

	2024	2023
South East Italy	46	47
Trentino-Alto Adige	61	62
Trento	62	63
Bolzano/Bozen	61	61
Veneto	41	43
Venice	37	38
Verona	47	47
Vicenza	43	44
Belluno	54	55
Treviso	39	41
Padova	38	41
Rovigo	41	42
Friuli Venezia Giulia	47	48
Trieste	35	36
Udine	55	56
Gorizia	43	44
Pordenone	44	45
Emilia Romagna	47	48
Bologna	48	48
Piacenza	53	53
Parma	44	46
Reggio nell'Emilia	49	50
Modena	41	40
Ferrara	37	38
Ravenna	55	56
Forlì-Cesena	50	50
Rimini	49	52

Banks and financial institutions: branch network

Bank branches per 100,000 inhabitants

by province

(numbers in unit)

	2024	2023
Center Italy	34	35
Tuscany	40	41
Florence	39	40
Massa-Carrara	36	37
Lucca	42	42
Pistoia	32	33
Livorno	42	42
Pisa	46	48
Arezzo	40	41
Siena	51	53
Grosseto	51	51
Prato	24	26
Umbria	37	38
Perugia	38	40
Terni	34	35
Marche	41	43
Ancona	38	40
Pesaro e Urbino	45	45
Macerata	41	42
Ascoli Piceno	42	45
Fermo	40	41
Lazio	28	29
Rome	28	29
Viterbo	37	39
Rieti	27	29
Latina	24	25
Frosinone	27	29

Banks and financial institutions: branch network

Bank branches per 100,000 inhabitants

by province

(numbers in unit)

	2024	2023
South Italy	21	22
Abruzzo	31	32
L'Aquila	31	31
Teramo	34	36
Pescara	31	32
Chieti	30	30
Molise	26	27
Campobasso	28	28
Isernia	21	24
Campania	18	19
Naples	16	17
Caserta	13	14
Benevento	23	24
Avellino	21	22
Salerno	24	25
Apulia	24	24
Bari	25	26
Foggia	23	23
Taranto	21	21
Brindisi	24	23
Lecce	24	25
Barletta-Andria-Trani	22	23
Basilicata	30	31
Potenza	31	32
Matera	28	28
Calabria	17	17
Catanzaro	21	20
Cosenza	17	18
Reggio di Calabria	15	15
Crotone	14	14
Vibo Valentia	15	16

Banks and financial institutions: branch network

Bank branches per 100,000 inhabitants

by province

(numbers in unit)

	2024	2023
Islands	23	24
Sicily	21	22
Palermo	19	19
Trapani	22	23
Messina	21	21
Agrigento	26	25
Caltanissetta	24	24
Enna	26	28
Catania	20	20
Ragusa	25	25
Syracuse	21	22
Sardinia	29	30
Cagliari	20	20
Sassari	30	30
Nuoro	37	38
Oristano	37	39
Sud Sardinia	30	31

Banks and financial institutions: branch network

Access to data:

[TDB10222](#)

Employees

by geographical area and institutional category of banks

(numbers in units)

	Total		Public limited banks (spa) and branches of foreign banks		Mutual bank and cooperative banks	
	2024	2023	2024	2023	2024	2023
ITALY	261,653	262,249	226,706	227,379	34,947	34,870
North West Italy	110,974	110,289	103,236	102,584	7,738	7,705
North East Italy	64,532	65,267	51,661	52,439	12,871	12,828
Central Italy	49,197	48,987	42,318	42,125	6,879	6,862
Southern Italy	25,136	25,392	19,453	19,752	5,683	5,640
Islands	11,816	12,318	10,039	10,481	1,777	1,837

Nota: For further details on the classification of banks by type see the 'reporting entity' entry in the glossary provided in Banks and Financial Institutions: branch network, Bank of Italy, Statistics, Methods and Sources: Methodological Note.

Source: supervisory reports

Banks and financial institutions: branch network

Access to data:

[TDB10225](#)

Employees

by geographical area and size of banks

(numbers in units)

	Total		Major and large banks		Medium banks		Minor and small banks	
	2024	2023	2024	2023	2024	2023	2024	2023
ITALY	261,653	262,249	25,714	24,098	180,812	183,990	55,127	54,161
North West Italy	110,975	110,289	12,131	11,383	80,091	80,344	18,753	18,562
North East Italy	64,533	65,267	4,739	4,005	43,216	44,895	16,578	16,367
Central Italy	49,198	48,987	4,536	4,292	33,116	33,515	11,546	11,180
Southern Italy	25,136	25,392	2,332	2,364	16,738	17,160	6,066	5,868
Islands	11,816	12,318	1,977	2,056	7,653	8,077	2,186	2,185

Note: For further details on the classification of banks by size see the 'reporting entity' entry in the glossary provided in Banks and Financial Institutions: branch network, Bank of Italy, Statistics, Methods and Sources: Methodological Note.

Source: supervisory reports

Banks and financial institutions: branch network

Access to data:

[TDB10227](#)

Employees

by province

(numbers in unit)

	2024	2023
ITALY	261,653	262,249
North West Italy		
Piedmont	46,295	45,859
Turin	37,592	37,157
Vercelli	455	448
Novara	844	881
Cuneo	2,640	2,654
Asti	1,132	1,126
Alessandria	1,044	1,068
Biella	2,245	2,165
Verbano-Cusio-Ossola	345	362
Valle d'Aosta	321	332
Lombardy	60,075	59,887
Milan	37,517	37,250
Varese	2,258	2,219
Como	1,642	1,688
Sondrio	1,542	1,512
Bergamo	3,298	3,354
Brescia	5,265	5,221
Pavia	1,211	1,229
Cremona	1,197	1,215
Mantua	1,449	1,477
Lecco	996	1,002
Lodi	740	742
Monza e della Brianza	2,964	2,982
Liguria	4,284	4,211
Genoa	2,558	2,471
Imperia	459	464
Savona	660	653
La Spezia	607	623

Source: supervisory reports

Banks and financial institutions: branch network

Employees

by province

(numbers in unit)

	2024	2023
--	------	------

North East Italy

Trentino-Alto Adige	6,532	6,346
Trento	2,908	2,821
Bolzano/Bozen	3,624	3,525
Veneto	24,776	24,974
Venice	2,933	2,963
Verona	10,867	10,848
Vicenza	2,882	2,969
Belluno	569	575
Treviso	3,177	3,196
Padova	3,682	3,739
Rovigo	668	686
Friuli Venezia Giulia	4,392	4,461
Trieste	994	967
Udine	2,117	2,131
Gorizia	365	399
Pordenone	917	964
Emilia-Romagna	28,833	29,487
Bologna	4,521	4,675
Piacenza	1,147	1,158
Parma	4,043	4,058
Reggio nell'Emilia	4,915	4,821
Modena	8,821	9,356
Ferrara	909	901
Ravenna	1,603	1,619
Forlì-Cesena	1,580	1,610
Rimini	1,295	1,291

Banks and financial institutions: branch network

Employees

by province

(numbers in unit)

	2024	2023
--	------	------

Central Italy

Tuscany	18,057	17,978
Florence	5,939	5,991
Massa-Carrara	483	480
Lucca	1,147	1,148
Pistoia	838	847
Livorno	920	903
Pisa	1,515	1,538
Arezzo	1,069	1,090
Siena	4,785	4,586
Grosseto	676	687
Prato	686	710
Umbria	2,409	2,480
Perugia	1,833	1,902
Terni	576	578
Marche	4,880	5,035
Ancona	1,465	1,523
Pesaro e Urbino	1,256	1,304
Macerata	1,011	1,016
Ascoli Piceno	725	742
Fermo	424	452
Lazio	23,852	23,494
Rome	20,858	20,394
Viterbo	840	877
Rieti	247	279
Latina	1,019	1,024
Frosinone	889	920

Banks and financial institutions: branch network

Employees

by province

(numbers in unit)

	2024	2023
--	------	------

Southern Italy

Abruzzo	2,709	2,798
L'Aquila	602	603
Teramo	668	679
Pescara	690	753
Chieti	750	763
Molise	481	505
Campobasso	390	412
Isernia	91	93
Campania	9,559	9,618
Naples	5,325	5,448
Caserta	1,068	1,094
Benevento	387	387
Avellino	578	596
Salerno	2,201	2,094
Apulia	8,906	8,947
Bari	4,217	4,179
Foggia	1,020	1,060
Taranto	882	897
Brindisi	543	541
Lecce	1,655	1,676
Barletta-Andria-Trani	589	594
Basilicata	914	942
Potenza	538	574
Matera	377	369
Calabria	2,568	2,583
Catanzaro	569	558
Cosenza	974	984
Reggio di Calabria	677	706
Crotone	185	188
Vibo Valentia	163	149

Banks and financial institutions: branch network

Employees

by province

(numbers in unit)

	2024	2023
--	------	------

Islands

Sicily	8,407	8,594
Palermo	2,252	2,355
Trapani	712	721
Messina	920	920
Agrigento	669	741
Caltanissetta	443	456
Enna	227	237
Catania	1,660	1,686
Ragusa	894	843
Syracuse	632	636
Sardinia	3,409	3,724
Cagliari	859	864
Sassari	1,630	1,688
Nuoro	335	344
Oristano	239	254
South Sardinia	346	575

Banks and financial institutions: branch network

Access to data:

[TDB20210](#)

Securities firms

by authorized activities

(numbers in units)

Companies authorized		Companies operating	
2024	2023	2024	2023

Number of SIMs	71	72	68	68
-----------------------	-----------	-----------	-----------	-----------

Activities

Proprietary trading	18	18	16	15
Customer trading	21	21	20	19
Underwriting	7	7	5	5
Placement	37	38	35	34
Individual portfolio management	31	31	31	30
Reception of orders	41	42	39	39
Investment advice	52	52	50	49
Multilateral trading facilities management	1	1	1	1

Note: SIMs include trust companies operating in the asset management field and exclude firms without authorized activities. The table makes a distinction between firms authorized to operate by the Bank of Italy ('firms authorized') and those that have actually started operations ('firms operating'). There are more authorized activities than SIMs because each firm is normally authorized to engage in more activities.

Source: supervisory Registers and Lists

Banks and financial institutions: branch network

Access to data:

[TDB20225](#)

Open-end securities investment funds

by operational specialization

(numbers in unit)

	2024	2023
Number of assets management companies funds	33	34
Number of open-end securities investment funds	1,183	1,185
Equity	123	117
Balanced	128	125
Bond	391	356
Liquidity	3	3
Flexible	538	584

Note: The data refer to Italian harmonized open-end collective investment undertakings operating at the reference date set in December every year. Only asset management companies that have set up open-end securities investment funds are included. The number of funds includes the number of their sub-funds.

Source: supervisory Registers and Lists

Banks and financial institutions: branch network

Access to data:

[TDB20230](#)

Financial intermediaries, payment institutions and ELMI

by prevalent activity

(numbers in unit)

	2024	2023
Financial intermediaries	200	203
Leasing	34	35
Factoring	20	21
Consumer credit and loan secured by 1/5 of salary	38	39
Guarantees and loans granted excluding leasing, factoring, consumer credit and loans secured by 1/5 of salary	40	39
Acquisition of shareholdings	-	-
Issue and management of credit cards	-	-
Securitization: servicer	10	10
Collective loan guarantee consortiums	33	33
Bad finance	19	21
Foreign exchange trading and other activities	6	5
Payment institutions	55	60
E-money institutions (ELMIs)	12	13

Note: Since December 2014 specific information has been given on "bad finance" companies (previously included in the group of intermediaries engaged in factoring) and collective loan guarantee consortiums; this has resulted in a break in the series with the past. On 13 May 2016, following the reform of Title V of the Consolidated Law on Banking enacted through Legislative Decree 141/2010, the financial companies operating under Articles 106 and 107 of the old version of the aforementioned law were merged into the new Single Register, and the old specialized registers were discontinued. The group of intermediaries that engage in "Foreign exchange trading and other activities" includes conventionally also those that are authorized but not operational at the reference date. Payment institutions include foreign intermediaries with an Italian branch.

Source: supervisory reports

'Statistics' series publications are available on the Bank of Italy's site:

<https://www.bancaditalia.it/pubblicazioni/>

Requests for information on the content of this publication can be sent to statistiche@bancaditalia.it.

Publication not subject to registration pursuant to Article 3 bis of Law 103/2012