

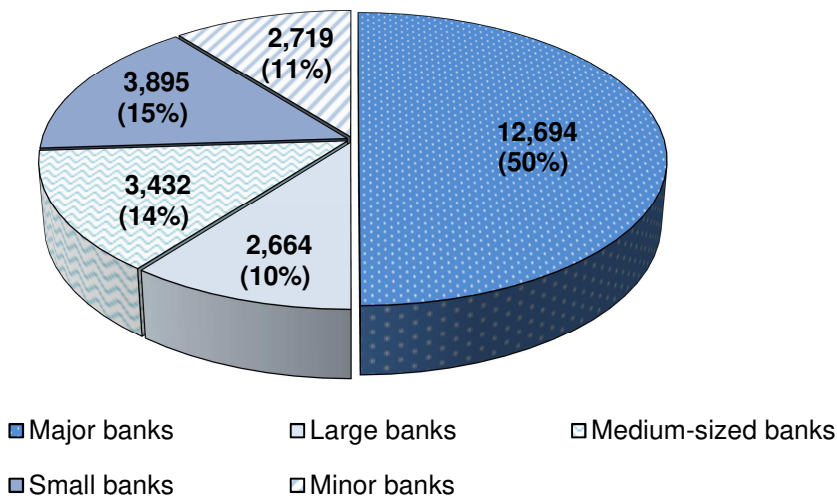
# Banks and Financial Institutions: Branch Network

29 March 2019

For further information: [statistiche@bancaditalia.it](mailto:statistiche@bancaditalia.it)  
[www.bancaditalia.it/statistiche/index.html](http://www.bancaditalia.it/statistiche/index.html)

**Figure 1**

**Number of branches by size of banks**  
(data as at 31 December 2018)

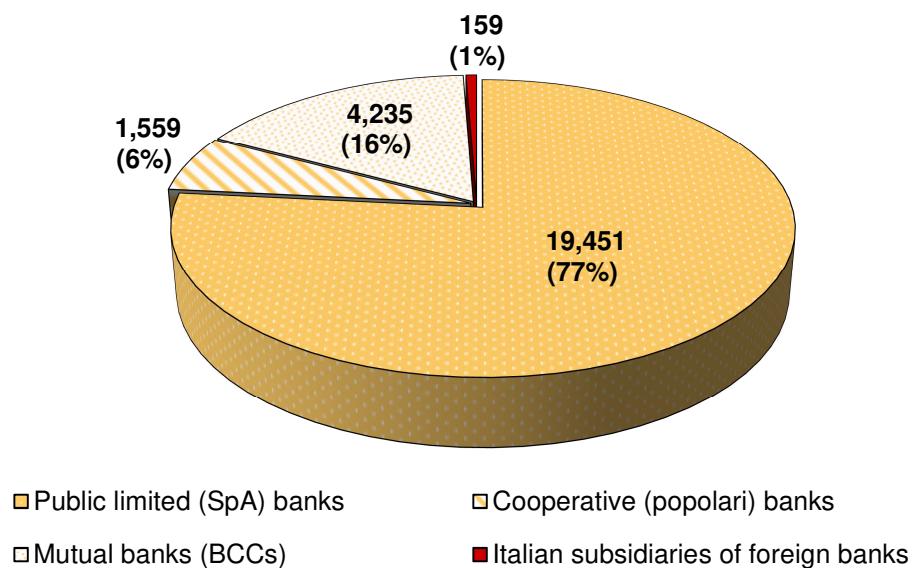


At the end of 2018 Italian banks and Italian subsidiaries of foreign banks operated 25,404 branches; 50 per cent belonged to major banks and the residual part was divided in roughly equal proportions between large, medium-sized, small and minor banks.<sup>1</sup>

**Figure 2**

**Number of branches by institutional category of banks**  
(data as at 31 December 2018)

Looking at the breakdown by institutional category of banks as at 31 December 2018, public limited (SpA) banks operated more than 19,400 branches, or about 77 per cent of the national total, while mutual banks (BCCs) and cooperative (popolari) banks accounted for 16 per cent and 6 per cent respectively.



(1) For further details on the classification of banks by size and institutional category see the 'Reporting entity' entry in the glossary provided in *Banks and Financial Institutions: Branch Network*, Bank of Italy, Statistics, [Methods and Sources: Methodological Notes](#).

Figure 3

Number of bank branches by region  
(data as at 31 December 2018)

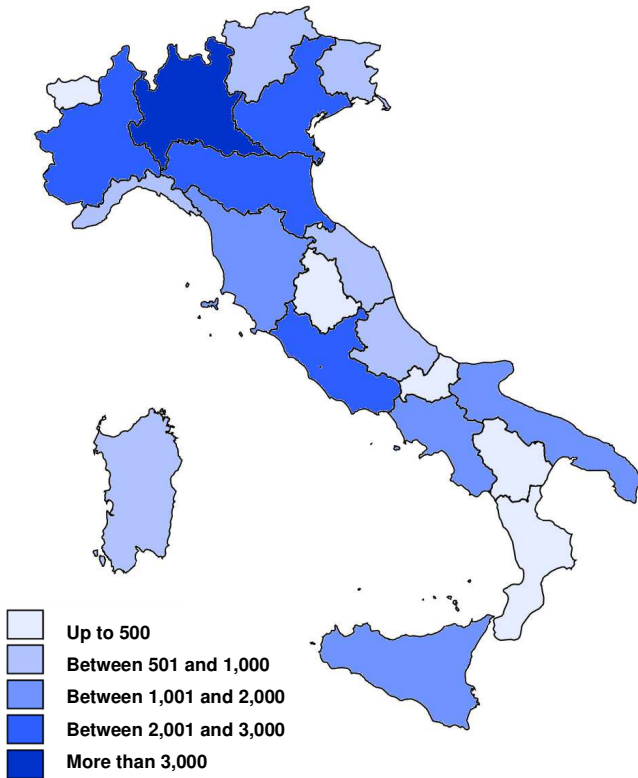
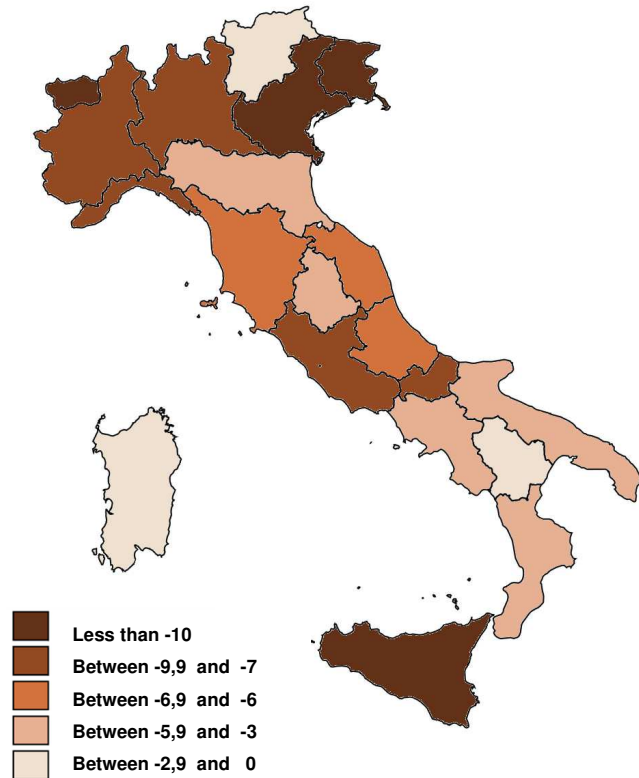


Figure 4

Trend of bank branches by region  
between 2017 and 2018  
(percentage change; data as at 31  
December of each year)



The geographical distribution of bank branches in Italy at the end of 2018 shows a major presence in the North representing more than 57 per cent of the national total (40 per cent in Lombardy, Emilia-Romagna and Veneto). The number of branches located in the South and Island accounts for 22 per cent of the national total.

In 2018 the number of bank branches active in Italy decreased from 27,374 at end-2017 to 25,404 at end-2018, 1,970 fewer branches overall (-7.2 per cent). The reduction affected almost all the regions and was particularly marked in Veneto, Friuli-Venezia Giulia, Valle d'Aosta and Sicily.

## ***Banks and Financial Institutions: Branch Network***

### **Notice to Users**

The *Banks and Financial Institutions: Branch Network* report is the first of the three new stand-alone specialized publications which replaced the Statistical Bulletin over the course of 2017. The new report will be published yearly and contains data on the geographical distribution of the banking and financial system.

Compared with its predecessor, the new publication features additional tables and more information on bank branches.

The report comprises 11 tables (2 of which only in the [Statistical Database \(BDS\)](#)), presenting information that was in part already included in the tables in 'Section A - Structural Information' of the Statistical Bulletin.

A more detailed description of the content of the report and of the sources used is provided in *Banks and Financial Institutions: Branch Network*, Bank of Italy, Statistics, [Methods and Sources: Methodological Notes](#).

The data on the number of branches provided in the report on *Banks and Financial Institutions: Branch Network* differ from those published at a given moment in the Supervisory Registers and Lists, because the latter are continuously updated while the data in the BDS are static. To download the full list of Italian bank branches for a given period, log on to the [Supervisory Registers and Lists](#) web page and click on 'Branches'. For the most recent list, click on 'Download Page'.

For the conversion between the old and new coding of the tables, see [Banks and Financial Institutions: Branch Network - new codes](#).

To facilitate the correct identification and interpretation of the tables, a map of the concepts illustrated in the report may be downloaded using the following [link](#).

\* \* \*

**Key to symbols and information in the index**

**The following information is provided for each table (from left to right):**

**Frequency:**                      **A**    Annual

**Source:**                              **SR**    supervisory reports  
    **SRL**    Supervisory Registers and Lists

**Description of the table**

**Identification code of the table**

**Page in which the table is reproduced in this report**

## Notice to readers

---

I. Symbols:

- the phenomenon does not exist, or it exists and data are collected but no cases were recorded
- .... the phenomenon exists but no data are available
- .. the data are known but the value is below the minimum considered significant
- == the data are confidential
- :: the data are not statistically significant

The thin lines separating the data in the tables serve the sole purpose of making consultation easier.

- II. The intervals for the classification by size include the lower limit but exclude the upper limit.
- III. The source must be cited in any use or dissemination of the information contained in the publications. The Bank of Italy is not responsible for any errors of interpretation or mistaken conclusions drawn on the basis of the information published.
- IV. The row and column totals of some tables may not tally with the sum of the entries because they include data that cannot be allocated.
- V. A brief description of the methodology, the main statistical sources and the revisions to methodology concerning the data provided in this report is available in '*Banks and Financial Institutions: Branch Network*', Bank of Italy, Statistics, [Methods and Sources: Methodological Notes](#).

## Banks and Financial Institutions: branch network

<i>Periodicity</i>			<i>Access to data:</i>
A	SRL - SR	<b>Banks, branches and employees</b> by geographical area	p. 7
A	SRL	<b>Banks and branches</b> by province and institutional category of banks	<a href="#">TDB20207</a> p. 8
A	SRL	<b>Banks and branches</b> by province and size of banks	<a href="#">TDB20212</a> p. 18
A	SR	<b>Bank branches per 100,000 inhabitants</b> by province	<a href="#">TDB20220</a> p. 28
A	SR	<b>Employees</b> by geographical area and institutional category of banks	<a href="#">TDB10222</a> p. 33
A	SR	<b>Employees</b> by geographical area and size of banks	<a href="#">TDB10225</a> p. 34
A	SR	<b>Employees</b> by province	<a href="#">TDB10227</a> p. 35
A	SRL	<b>Securities firms</b> by authorized activities	<a href="#">TDB20210</a> p. 40
A	SRL	<b>Open-end securities investment funds</b> by operational specialization	<a href="#">TDB20225</a> p. 41
A	SR	<b>Financial intermediaries, payment Institutions and ELMI</b> by prevalent activity	<a href="#">TDB20230</a> p. 42
<i>Tables distributed on the "BDS on-line statistical database" only</i>			
A	SRL	<b>Branches</b> by municipality	<a href="#">TDB10195</a>
A	SRL	<b>Banks and financial institutions</b> by province and membership in the 5 largest groups	<a href="#">TDB20217</a>

## Banks and financial institutions: branch network

### Banks, branches and employees

by geographical area

(numbers in units)

	ITALY			North West Italy			North East Italy		
	Banks	Branches	Employees	Banks	Branches	Employees	Banks	Branches	Employees
31/12/2018	505	25,404	278,233	169	7,861	109,287	142	6,613	66,951
31/12/2017	538	27,374	286,222	171	8,543	112,248	159	7,173	68,202
31/12/2016	604	29,027	299,645	186	9,086	113,607	192	7,622	73,181
31/12/2015	643	30,258	302,721	189	9,401	113,600	203	8,037	75,066
31/12/2014	664	30,740	303,595	193	9,450	111,033	210	8,301	76,913
31/12/2013	684	31,761	310,258	197	9,804	111,006	218	8,556	77,676
31/12/2012	706	32,881	315,238	197	10,111	112,643	228	8,888	77,785
31/12/2011	740	33,607	322,345	205	10,382	123,822	239	9,039	74,836
31/12/2010	760	33,663	326,367	214	10,367	125,118	241	9,104	76,077
31/12/2009	788	34,036	330,512	227	10,511	121,947	248	9,168	79,968

	Central Italy			South Italy			Islands		
	Banks	Branches	Employees	Banks	Branches	Employees	Banks	Branches	Employees
31/12/2018	96	5,367	57,094	71	3,734	30,410	27	1,829	14,497
31/12/2017	103	5,749	58,351	75	3,925	32,149	30	1,984	15,277
31/12/2016	117	6,145	62,651	77	4,076	33,675	32	2,098	16,534
31/12/2015	131	6,396	63,264	87	4,198	34,069	33	2,226	16,726
31/12/2014	140	6,492	63,940	87	4,262	34,737	34	2,235	16,958
31/12/2013	139	6,676	67,418	93	4,392	36,398	37	2,333	17,709
31/12/2012	143	6,954	69,800	99	4,548	36,991	39	2,380	17,993
31/12/2011	155	7,102	68,651	102	4,675	37,417	39	2,409	17,417
31/12/2010	160	7,103	69,311	105	4,663	38,176	40	2,426	17,618
31/12/2009	162	7,161	71,246	109	4,721	38,151	42	2,475	19,146

**Note** : The geographical areas are defined as follows: North West (Piedmont, Valle d'Aosta, Liguria and Lombardy), North East (Trentino-Alto Adige, Veneto, Friuli Venezia Giulia and Emilia Romagna), Centre (Tuscany, Marche, Umbria and Lazio), South (Abruzzo, Molise, Campania, Apulia, Basilicata and Calabria), and Islands (Sicily and Sardinia).

Source: supervisory Registers and Lists and supervisory reports

## Banks and financial institutions: branch network

Access to data:

[TDB20207](#)

### Banks and branches

by province and institutional category of banks

(numbers in units)

	Total				Public limited banks (spa)				Cooperative banks			
	Banks		Branches		Banks		Branches		Banks		Branches	
	2018	2017	2018	2017	2018	2017	2018	2017	2018	2017	2018	2017
<b>ITALY</b>	<b>505</b>	<b>538</b>	<b>25,404</b>	<b>27,374</b>	<b>136</b>	<b>147</b>	<b>19,451</b>	<b>21,333</b>	<b>22</b>	<b>23</b>	<b>1,559</b>	<b>1,619</b>
<b>North West Italy</b>												
<b>Piedmont</b>	<b>28</b>	<b>28</b>	<b>2,065</b>	<b>2,252</b>	<b>18</b>	<b>18</b>	<b>1,842</b>	<b>2,029</b>	-	-	<b>18</b>	<b>18</b>
Turin	10	10	851	904	8	8	784	837	-	-	4	4
Vercelli	-	-	105	113	-	-	102	110	-	-	2	2
Novara	-	-	155	181	-	-	153	179	-	-	2	2
Cuneo	13	13	436	462	5	5	311	337	-	-	2	2
Asti	1	1	137	149	1	1	126	138	-	-	-	-
Alessandria	-	-	205	240	-	-	198	233	-	-	2	2
Biella	4	4	112	123	4	4	111	122	-	-	1	1
Verbano-Cusio-Ossola	-	-	64	80	-	-	57	73	-	-	5	5
<b>Valle d'Aosta</b>	<b>1</b>	<b>1</b>	<b>83</b>	<b>93</b>	-	-	<b>60</b>	<b>67</b>	-	-	<b>3</b>	<b>3</b>
<b>Lombardy</b>	<b>136</b>	<b>138</b>	<b>5,008</b>	<b>5,431</b>	<b>42</b>	<b>42</b>	<b>3,696</b>	<b>4,102</b>	<b>2</b>	<b>2</b>	<b>461</b>	<b>469</b>
Milan	102	104	1,425	1,568	36	37	1,201	1,335	-	-	71	74
Varese	-	-	345	384	-	-	307	345	-	-	25	26
Como	3	3	310	329	-	-	206	225	-	-	59	59
Sondrio	2	2	129	133	1	1	63	66	1	1	64	65
Bergamo	7	7	577	625	1	1	414	461	-	-	31	31
Brescia	11	10	754	815	3	2	424	483	1	1	104	106
Pavia	-	-	273	291	-	-	228	246	-	-	19	19
Cremona	2	3	228	243	-	-	151	166	-	-	7	7
Mantua	1	1	268	287	-	-	213	233	-	-	14	14
Lecco	1	1	209	225	-	-	141	155	-	-	40	40
Lodi	3	3	130	142	-	-	80	89	-	-	5	6
Monza e della Brianza	4	4	360	389	1	1	268	298	-	-	22	22
<b>Liguria</b>	<b>4</b>	<b>4</b>	<b>705</b>	<b>767</b>	<b>3</b>	<b>3</b>	<b>662</b>	<b>725</b>	-	-	<b>16</b>	<b>15</b>
Genoa	3	3	374	412	2	2	361	399	-	-	10	10
Imperia	-	-	85	91	-	-	74	80	-	-	1	1
Savona	-	-	135	146	-	-	121	133	-	-	4	3
La Spezia	1	1	111	118	1	1	106	113	-	-	1	1

**Nota:** The geographical breakdown refers to the location of bank's headquarter.

Source: supervisory Registers and Lists



## Banks and financial institutions: branch network

### Banks and branches

by province and institutional category of banks

(numbers in units)

	Mutual banks				Branches of foreign banks				Municipalities served by banks	
	Banks		Branches		Banks		Branches			
	2018	2017	2018	2017	2018	2017	2018	2017	2018	2017
<b>ITALY</b>	<b>268</b>	<b>289</b>	<b>4,235</b>	<b>4,257</b>	<b>79</b>	<b>79</b>	<b>159</b>	<b>165</b>	<b>5,368</b>	<b>5,523</b>
<b>North West Italy</b>										
<b>Piedmont</b>	<b>8</b>	<b>8</b>	<b>192</b>	<b>191</b>	<b>2</b>	<b>2</b>	<b>13</b>	<b>14</b>	<b>559</b>	<b>602</b>
Turin	-	-	51	50	2	2	12	13	152	161
Vercelli	-	-	-	-	-	-	1	1	36	39
Novara	-	-	-	-	-	-	-	-	51	58
Cuneo	8	8	123	123	-	-	-	-	130	136
Asti	-	-	11	11	-	-	-	-	59	60
Alessandria	-	-	5	5	-	-	-	-	70	80
Biella	-	-	-	-	-	-	-	-	39	42
Verbano-Cusio-Ossola	-	-	2	2	-	-	-	-	22	26
<b>Valle d'Aosta</b>	<b>1</b>	<b>1</b>	<b>20</b>	<b>22</b>	<b>-</b>	<b>-</b>	<b>-</b>	<b>1</b>	<b>30</b>	<b>32</b>
<b>Lombardy</b>	<b>29</b>	<b>31</b>	<b>770</b>	<b>778</b>	<b>63</b>	<b>63</b>	<b>81</b>	<b>82</b>	<b>1,128</b>	<b>1,159</b>
Milan	3	4	83	87	63	63	70	72	126	126
Varese	-	-	11	11	-	-	2	2	90	94
Como	3	3	45	45	-	-	-	-	101	103
Sondrio	-	-	2	2	-	-	-	-	49	49
Bergamo	6	6	130	131	-	-	2	2	185	195
Brescia	7	7	223	223	-	-	3	3	183	186
Pavia	-	-	25	25	-	-	1	1	83	87
Cremona	2	3	70	70	-	-	-	-	79	81
Mantua	1	1	41	40	-	-	-	-	65	66
Lecco	1	1	28	30	-	-	-	-	64	66
Lodi	3	3	45	47	-	-	-	-	50	53
Monza e della Brianza	3	3	67	67	-	-	3	2	53	53
<b>Liguria</b>	<b>-</b>	<b>-</b>	<b>26</b>	<b>26</b>	<b>1</b>	<b>1</b>	<b>1</b>	<b>1</b>	<b>127</b>	<b>130</b>
Genoa	-	-	2	2	1	1	1	1	47	49
Imperia	-	-	10	10	-	-	-	-	21	21
Savona	-	-	10	10	-	-	-	-	35	36
La Spezia	-	-	4	4	-	-	-	-	24	24

## Banks and financial institutions: branch network

### Banks and branches

by province and institutional category of banks

(numbers in units)

Total				Public limited banks (spa)				Cooperative banks			
Banks		Branches		Banks		Branches		Banks		Branches	
2018	2017	2018	2017	2018	2017	2018	2017	2018	2017	2018	2017

#### North East Italy

<b>Trentino-Alto Adige</b>	<b>71</b>	<b>78</b>	<b>767</b>	<b>789</b>	<b>7</b>	<b>7</b>	<b>302</b>	<b>315</b>	-	-	<b>11</b>	<b>11</b>
Trento	22	27	420	437	2	2	141	151	-	-	8	8
Bolzano/Bozen	<b>49</b>	<b>51</b>	<b>347</b>	<b>352</b>	<b>5</b>	<b>5</b>	<b>161</b>	<b>164</b>	-	-	<b>3</b>	<b>3</b>
<b>Veneto</b>	<b>28</b>	<b>29</b>	<b>2,499</b>	<b>2,801</b>	<b>5</b>	<b>6</b>	<b>1,821</b>	<b>2,135</b>	<b>1</b>	<b>1</b>	<b>40</b>	<b>39</b>
Venice	2	2	369	421	1	1	278	333	-	-	6	6
Verona	7	7	518	574	2	2	394	450	-	-	13	13
Vicenza	5	5	461	520	-	-	324	384	-	-	5	6
Belluno	1	1	127	141	-	-	100	114	-	-	1	1
Treviso	6	6	438	478	1	1	304	345	-	-	11	9
Padova	5	6	463	531	1	2	343	418	1	1	4	4
Rovigo	<b>2</b>	<b>2</b>	<b>123</b>	<b>136</b>	-	-	<b>78</b>	<b>91</b>	-	-	-	-
<b>Friuli Venezia Giulia</b>	<b>15</b>	<b>19</b>	<b>689</b>	<b>776</b>	<b>4</b>	<b>5</b>	<b>392</b>	<b>469</b>	<b>1</b>	<b>1</b>	<b>53</b>	<b>57</b>
Trieste	2	2	92	102	1	1	68	80	-	-	4	4
Udine	7	11	369	412	2	3	198	235	1	1	34	35
Gorizia	3	3	71	84	-	-	29	40	-	-	6	7
Pordenone	<b>3</b>	<b>3</b>	<b>157</b>	<b>178</b>	<b>1</b>	<b>1</b>	<b>97</b>	<b>114</b>	-	-	<b>9</b>	<b>11</b>
<b>Emilia Romagna</b>	<b>28</b>	<b>33</b>	<b>2,658</b>	<b>2,807</b>	<b>14</b>	<b>16</b>	<b>2,186</b>	<b>2,307</b>	<b>2</b>	<b>3</b>	<b>76</b>	<b>97</b>
Bologna	8	9	619	654	4	4	493	526	-	-	6	6
Piacenza	1	1	178	187	-	-	119	127	1	1	46	46
Parma	1	1	275	296	1	1	254	274	-	-	4	4
Reggio nell'Emilia	3	4	314	334	3	3	274	293	-	-	1	1
Modena	3	3	366	388	2	2	334	354	1	1	17	19
Ferrara	2	2	168	171	1	1	151	154	-	-	-	-
Ravenna	3	3	257	270	1	1	212	225	-	-	1	1
Forli-Cesena	3	5	264	276	1	3	202	210	-	-	1	3
Rimini	4	5	217	231	1	1	147	144	-	1	-	17

## Banks and financial institutions: branch network

### Banks and branches

by province and institutional category of banks

(numbers in units)

Mutual banks				Branches of foreign banks				Municipalities served by banks	
Banks		Branches		Banks		Branches			
2018	2017	2018	2017	2018	2017	2018	2017	2018	2017

#### North East Italy

<b>Trentino-Alto Adige</b>	<b>61</b>	<b>68</b>	<b>449</b>	<b>458</b>	<b>3</b>	<b>3</b>	<b>5</b>	<b>5</b>	<b>265</b>	<b>268</b>
Trento	20	25	270	277	-	-	1	1	156	157
Bolzano/Bozen	41	43	179	181	3	3	4	4	109	111
<b>Veneto</b>	<b>22</b>	<b>22</b>	<b>626</b>	<b>615</b>	<b>-</b>	<b>-</b>	<b>12</b>	<b>12</b>	<b>499</b>	<b>505</b>
Venice	1	1	83	80	-	-	2	2	44	44
Verona	5	5	108	108	-	-	3	3	89	90
Vicenza	5	5	130	128	-	-	2	2	101	103
Belluno	1	1	26	26	-	-	-	-	41	41
Treviso	5	5	122	123	-	-	1	1	91	91
Padova	3	3	112	105	-	-	4	4	97	99
Rovigo	2	2	45	45	-	-	-	-	36	37
<b>Friuli Venezia Giulia</b>	<b>10</b>	<b>13</b>	<b>241</b>	<b>247</b>	<b>-</b>	<b>-</b>	<b>3</b>	<b>3</b>	<b>165</b>	<b>166</b>
Trieste	1	1	19	17	-	-	1	1	4	4
Udine	4	7	135	140	-	-	2	2	104	106
Gorizia	3	3	36	37	-	-	-	-	21	20
Pordenone	2	2	51	53	-	-	-	-	36	36
<b>Emilia Romagna</b>	<b>11</b>	<b>13</b>	<b>386</b>	<b>393</b>	<b>1</b>	<b>1</b>	<b>10</b>	<b>10</b>	<b>317</b>	<b>319</b>
Bologna	3	4	114	116	1	1	6	6	53	55
Piacenza	-	-	13	14	-	-	-	-	39	39
Parma	-	-	17	18	-	-	-	-	45	45
Reggio nell'Emilia	-	1	39	40	-	-	-	-	42	42
Modena	-	-	11	11	-	-	4	4	47	47
Ferrara	1	1	17	17	-	-	-	-	23	23
Ravenna	2	2	44	44	-	-	-	-	18	18
Forlì-Cesena	2	2	61	63	-	-	-	-	30	30
Rimini	3	3	70	70	-	-	-	-	20	20

## Banks and financial institutions: branch network

### Banks and branches

by province and institutional category of banks

(numbers in units)

Total				Public limited banks (spa)				Cooperative banks			
Banks		Branches		Banks		Branches		Banks		Branches	
2018	2017	2018	2017	2018	2017	2018	2017	2018	2017	2018	2017

#### Central Italy

<b>Tuscany</b>	<b>30</b>	<b>32</b>	<b>1,960</b>	<b>2,093</b>	<b>12</b>	<b>13</b>	<b>1,607</b>	<b>1,738</b>	<b>2</b>	<b>2</b>	<b>28</b>	<b>27</b>
Florence	10	10	519	546	6	6	450	479	-	-	3	2
Massa-Carrara	-	-	89	94	-	-	86	91	-	-	-	-
Lucca	3	3	204	223	2	2	181	201	-	-	-	-
Pistoia	4	5	137	148	1	1	100	107	-	-	-	-
Livorno	2	2	169	185	-	-	143	162	-	-	-	-
Pisa	3	4	250	264	1	2	196	209	1	1	16	17
Arezzo	3	3	194	203	-	-	151	161	1	1	9	8
Siena	4	4	170	183	2	2	122	134	-	-	-	-
Grosseto	1	1	134	145	-	-	98	107	-	-	-	-
Prato	-	-	94	102	-	-	80	87	-	-	-	-
<b>Umbria</b>	<b>4</b>	<b>4</b>	<b>431</b>	<b>458</b>	<b>2</b>	<b>2</b>	<b>380</b>	<b>407</b>	<b>-</b>	<b>-</b>	<b>2</b>	<b>2</b>
Perugia	3	3	328	352	1	1	285	309	-	-	2	2
Terni	1	1	103	106	1	1	95	98	-	-	-	-
<b>Marche</b>	<b>16</b>	<b>20</b>	<b>844</b>	<b>904</b>	<b>2</b>	<b>2</b>	<b>632</b>	<b>682</b>	<b>-</b>	<b>-</b>	<b>22</b>	<b>32</b>
Ancona	4	6	256	276	-	-	191	213	-	-	6	7
Pesaro e Urbino	5	6	212	225	-	-	147	152	-	-	4	12
Macerata	4	4	177	191	1	1	141	155	-	-	5	5
Ascoli Piceno	2	3	115	124	-	-	83	88	-	-	5	6
Fermo	1	1	84	88	1	1	70	74	-	-	2	2
<b>Lazio</b>	<b>46</b>	<b>47</b>	<b>2,132</b>	<b>2,294</b>	<b>17</b>	<b>18</b>	<b>1,644</b>	<b>1,802</b>	<b>5</b>	<b>5</b>	<b>177</b>	<b>179</b>
Rome	35	36	1,567	1,692	16	17	1,270	1,393	2	2	99	100
Viterbo	3	3	171	175	1	1	117	122	-	-	2	2
Rieti	1	1	65	69	-	-	57	61	-	-	-	-
Latina	3	3	163	172	-	-	104	113	1	1	33	34
Frosinone	4	4	166	186	-	-	96	113	2	2	43	43

## Banks and financial institutions: branch network

### Banks and branches

by province and institutional category of banks

(numbers in units)

Mutual banks				Branches of foreign banks				Municipalities served by banks	
Banks		Branches		Banks		Branches			
2018	2017	2018	2017	2018	2017	2018	2017	2018	2017

#### Central Italy

<b>Tuscany</b>	<b>16</b>	<b>17</b>	<b>320</b>	<b>323</b>	-	-	<b>5</b>	<b>5</b>	<b>263</b>	<b>264</b>
Florence	4	4	63	62	-	-	3	3	41	41
Massa-Carrara	-	-	2	2	-	-	1	1	15	15
Lucca	1	1	23	22	-	-	-	-	25	26
Pistoia	3	4	37	41	-	-	-	-	21	22
Livorno	2	2	26	23	-	-	-	-	19	18
Pisa	1	1	37	37	-	-	1	1	38	38
Arezzo	2	2	34	34	-	-	-	-	34	34
Siena	2	2	48	49	-	-	-	-	36	36
Grosseto	1	1	36	38	-	-	-	-	28	28
Prato	-	-	14	15	-	-	-	-	6	6
<b>Umbria</b>	<b>2</b>	<b>2</b>	<b>49</b>	<b>49</b>	-	-	-	-	<b>78</b>	<b>79</b>
Perugia	2	2	41	41	-	-	-	-	48	49
Terni	-	-	8	8	-	-	-	-	30	30
<b>Marche</b>	<b>14</b>	<b>18</b>	<b>190</b>	<b>190</b>	-	-	-	-	<b>190</b>	<b>195</b>
Ancona	4	6	59	56	-	-	-	-	45	45
Pesaro e Urbino	5	6	61	61	-	-	-	-	47	48
Macerata	3	3	31	31	-	-	-	-	43	47
Ascoli Piceno	2	3	27	30	-	-	-	-	27	27
Fermo	-	-	12	12	-	-	-	-	28	28
<b>Lazio</b>	<b>15</b>	<b>15</b>	<b>288</b>	<b>289</b>	<b>9</b>	<b>9</b>	<b>23</b>	<b>24</b>	<b>233</b>	<b>248</b>
Rome	8	8	176	176	9	9	22	23	79	82
Viterbo	2	2	52	51	-	-	-	-	50	52
Rieti	1	1	8	8	-	-	-	-	29	30
Latina	2	2	26	25	-	-	-	-	27	29
Frosinone	2	2	26	29	-	-	1	1	48	55

## Banks and financial institutions: branch network

### Banks and branches

by province and institutional category of banks

(numbers in units)

Total				Public limited banks (spa)				Cooperative banks			
Banks		Branches		Banks		Branches		Banks		Branches	
2018	2017	2018	2017	2018	2017	2018	2017	2018	2017	2018	2017

#### Southern Italy

<b>Abruzzo</b>	<b>8</b>	<b>9</b>	<b>548</b>	<b>587</b>	-	<b>1</b>	<b>350</b>	<b>386</b>	-	-	<b>106</b>	<b>109</b>
L'Aquila	1	1	126	131	-	-	98	103	-	-	6	6
Teramo	4	4	145	154	-	-	62	69	-	-	53	55
Pescara	1	1	132	141	-	-	73	82	-	-	35	35
Chieti	2	3	145	161	-	1	117	132	-	-	12	13
<b>Molise</b>	<b>2</b>	<b>2</b>	<b>109</b>	<b>119</b>	-	-	<b>78</b>	<b>87</b>	<b>1</b>	<b>1</b>	<b>15</b>	<b>16</b>
Campobasso	2	2	87	93	-	-	61	66	1	1	12	13
Isernia	-	-	22	26	-	-	17	21	-	-	3	3
<b>Campania</b>	<b>22</b>	<b>25</b>	<b>1,298</b>	<b>1,368</b>	<b>6</b>	<b>7</b>	<b>1,022</b>	<b>1,086</b>	<b>3</b>	<b>3</b>	<b>126</b>	<b>130</b>
Naples	8	9	625	661	4	5	550	587	3	3	68	68
Caserta	3	3	161	169	2	2	138	144	-	-	16	18
Benevento	1	1	78	89	-	-	55	65	-	-	10	11
Avellino	2	2	113	117	-	-	76	79	-	-	16	16
Salerno	8	10	321	332	-	-	203	211	-	-	16	17
<b>Apulia</b>	<b>28</b>	<b>28</b>	<b>1,153</b>	<b>1,203</b>	<b>1</b>	<b>1</b>	<b>793</b>	<b>842</b>	<b>3</b>	<b>3</b>	<b>231</b>	<b>237</b>
Bari	14	14	401	421	1	1	259	279	2	2	87	90
Foggia	1	1	184	195	-	-	147	156	-	-	26	28
Taranto	5	5	134	139	-	-	86	91	-	-	22	22
Brindisi	2	2	105	105	-	-	69	70	-	-	24	24
Lecce	3	3	227	235	-	-	157	166	1	1	56	56
Barletta-Andria-Trani	3	3	102	108	-	-	75	80	-	-	16	17
<b>Basilicata</b>	<b>3</b>	<b>3</b>	<b>221</b>	<b>226</b>	-	-	<b>129</b>	<b>133</b>	-	-	<b>49</b>	<b>49</b>
Potenza	3	3	148	151	-	-	79	81	-	-	38	38
Matera	-	-	73	75	-	-	50	52	-	-	11	11
<b>Calabria</b>	<b>8</b>	<b>8</b>	<b>405</b>	<b>422</b>	-	-	<b>328</b>	<b>345</b>	-	-	<b>8</b>	<b>8</b>
Catanzaro	3	3	87	89	-	-	65	68	-	-	2	2
Cosenza	2	2	159	165	-	-	127	132	-	-	6	6
Reggio di Calabria	1	1	98	106	-	-	90	98	-	-	-	-
Crotone	1	1	32	32	-	-	24	24	-	-	-	-
Vibo Valentia	1	1	29	30	-	-	22	23	-	-	-	-

## Banks and financial institutions: branch network

### Banks and branches

by province and institutional category of banks

(numbers in units)

Mutual banks				Branches of foreign banks				Municipalities served by banks	
Banks		Branches		Banks		Branches			
2018	2017	2018	2017	2018	2017	2018	2017	2018	2017

#### Southern Italy

<b>Abruzzo</b>	<b>8</b>	<b>8</b>	<b>92</b>	<b>92</b>	-	-	-	-	<b>158</b>	<b>162</b>
L'Aquila	1	1	22	22	-	-	-	-	40	41
Teramo	4	4	30	30	-	-	-	-	39	40
Pescara	1	1	24	24	-	-	-	-	28	28
Chieti	2	2	16	16	-	-	-	-	51	53
<b>Molise</b>	<b>1</b>	<b>1</b>	<b>16</b>	<b>16</b>	-	-	-	-	<b>39</b>	<b>41</b>
Campobasso	1	1	14	14	-	-	-	-	31	32
Isernia	-	-	2	2	-	-	-	-	8	9
<b>Campania</b>	<b>13</b>	<b>15</b>	<b>148</b>	<b>148</b>	-	-	<b>2</b>	<b>4</b>	<b>298</b>	<b>310</b>
Naples	1	1	5	4	-	-	2	2	75	77
Caserta	1	1	7	6	-	-	-	1	51	52
Benevento	1	1	13	13	-	-	-	-	35	41
Avellino	2	2	21	22	-	-	-	-	46	48
Salerno	8	10	102	103	-	-	-	1	91	92
<b>Apulia</b>	<b>24</b>	<b>24</b>	<b>129</b>	<b>124</b>	-	-	-	-	<b>212</b>	<b>217</b>
Bari	11	11	55	52	-	-	-	-	39	39
Foggia	1	1	11	11	-	-	-	-	45	47
Taranto	5	5	26	26	-	-	-	-	23	24
Brindisi	2	2	12	11	-	-	-	-	20	20
Lecce	2	2	14	13	-	-	-	-	75	77
Barletta-Andria-Trani	3	3	11	11	-	-	-	-	10	10
<b>Basilicata</b>	<b>3</b>	<b>3</b>	<b>43</b>	<b>44</b>	-	-	-	-	<b>85</b>	<b>88</b>
Potenza	3	3	31	32	-	-	-	-	61	63
Matera	-	-	12	12	-	-	-	-	24	25
<b>Calabria</b>	<b>8</b>	<b>8</b>	<b>69</b>	<b>68</b>	-	-	-	<b>1</b>	<b>150</b>	<b>153</b>
Catanzaro	3	3	20	19	-	-	-	-	32	32
Cosenza	2	2	26	26	-	-	-	1	60	60
Reggio di Calabria	1	1	8	8	-	-	-	-	29	32
Crotone	1	1	8	8	-	-	-	-	16	16
Vibo Valentia	1	1	7	7	-	-	-	-	13	13

## Banks and financial institutions: branch network

### Banks and branches

by province and institutional category of banks

(numbers in units)

Total				Public limited banks (spa)				Cooperative banks			
Banks		Branches		Banks		Branches		Banks		Branches	
2018	2017	2018	2017	2018	2017	2018	2017	2018	2017	2018	2017

#### Islands

<b>Sicily</b>	<b>23</b>	<b>26</b>	<b>1,273</b>	<b>1,416</b>	<b>1</b>	<b>4</b>	<b>983</b>	<b>1,119</b>	<b>2</b>	<b>2</b>	<b>117</b>	<b>121</b>
Palermo	6	7	306	345	-	1	259	294	1	1	8	11
Trapani	1	1	116	132	-	-	99	113	-	-	-	-
Messina	2	2	158	179	1	1	134	156	-	-	11	11
Agrigento	4	4	123	130	-	-	83	89	-	-	14	14
Caltanissetta	6	6	76	83	-	-	45	52	-	-	3	3
Enna	1	1	54	56	-	-	37	40	-	-	2	1
Catania	1	3	248	283	-	2	197	230	-	-	31	33
Ragusa	1	1	93	100	-	-	55	62	1	1	32	32
Syracuse	<b>1</b>	<b>1</b>	<b>99</b>	<b>108</b>	-	-	<b>74</b>	<b>83</b>	-	-	<b>16</b>	<b>16</b>
<b>Sardinia</b>	<b>4</b>	<b>4</b>	<b>556</b>	<b>568</b>	<b>2</b>	<b>2</b>	<b>544</b>	<b>557</b>	-	-	-	-
Cagliari	1	1	118	123	-	-	114	119	-	-	-	-
Sassari	2	2	174	181	2	2	174	181	-	-	-	-
Olbia-Tempio	-	-	-	-	-	-	-	-	-	-	-	-
Nuoro	-	-	81	81	-	-	81	81	-	-	-	-
Ogliastra	-	-	-	-	-	-	-	-	-	-	-	-
Oristano	1	1	70	71	-	-	64	65	-	-	-	-
Carbonia-Iglesias	-	-	-	-	-	-	-	-	-	-	-	-
Medio campidano	-	-	-	-	-	-	-	-	-	-	-	-
South Sardinia	-	-	113	112	-	-	111	111	-	-	-	-



## Banks and financial institutions: branch network

### Banks and branches

by province and institutional category of banks

(numbers in units)

Mutual banks				Branches of foreign banks				Municipalities served by banks	
Banks		Branches		Banks		Branches			
2018	2017	2018	2017	2018	2017	2018	2017	2018	2017

<b>Islands</b>										
<b>Sicily</b>	<b>20</b>	<b>20</b>	<b>172</b>	<b>175</b>	-	-	<b>1</b>	<b>1</b>	<b>288</b>	<b>301</b>
Palermo	5	5	39	40	-	-	-	-	65	67
Trapani	1	1	17	19	-	-	-	-	22	22
Messina	1	1	13	12	-	-	-	-	49	55
Agrigento	4	4	26	27	-	-	-	-	35	35
Caltanissetta	6	6	28	28	-	-	-	-	20	20
Enna	1	1	15	15	-	-	-	-	17	18
Catania	1	1	19	19	-	-	1	1	50	53
Ragusa	-	-	6	6	-	-	-	-	12	12
Syracuse	1	1	9	9	-	-	-	-	18	19
<b>Sardinia</b>	<b>2</b>	<b>2</b>	<b>9</b>	<b>9</b>	-	-	<b>3</b>	<b>2</b>	<b>284</b>	<b>284</b>
Cagliari	1	1	2	2	-	-	2	2	16	16
Sassari	-	-	-	-	-	-	-	-	81	81
Olbia-Tempio	-	-	-	-	-	-	-	-	-	-
Nuoro	-	-	-	-	-	-	-	-	58	58
Ogliastra	-	-	-	-	-	-	-	-	-	-
Oristano	1	1	6	6	-	-	-	-	48	48
Carbonia-Iglesias	-	-	-	-	-	-	-	-	-	-
Medio campidano	-	-	-	-	-	-	-	-	-	-
South Sardinia	-	-	1	1	-	-	1	-	81	81

## Banks and financial institutions: branch network

Access to data:

[TDB20212](#)

### Banks and branches by province and size of banks

(numbers in units)

	Total				Major banks				Large banks			
	Banks		Branches		Banks		Branches		Banks		Branches	
	2018	2017	2018	2017	2018	2017	2018	2017	2018	2017	2018	2017
<b>ITALY</b>	<b>505</b>	<b>538</b>	<b>25,404</b>	<b>27,374</b>	<b>9</b>	<b>8</b>	<b>12,694</b>	<b>11,770</b>	<b>11</b>	<b>15</b>	<b>2,664</b>	<b>4,370</b>
<b>North West Italy</b>												
<b>Piedmont</b>	<b>28</b>	<b>28</b>	<b>2,065</b>	<b>2,252</b>	<b>1</b>	<b>1</b>	<b>1,047</b>	<b>1,128</b>	-	-	<b>159</b>	<b>241</b>
Turin	10	10	851	904	1	1	463	494	-	-	82	95
Vercelli	-	-	105	113	-	-	46	50	-	-	4	7
Novara	-	-	155	181	-	-	117	132	-	-	14	24
Cuneo	13	13	436	462	-	-	184	203	-	-	13	17
Asti	1	1	137	149	-	-	39	46	-	-	5	9
Alessandria	-	-	205	240	-	-	126	111	-	-	28	75
Biella	4	4	112	123	-	-	23	30	-	-	4	3
Verbano-Cusio-Ossola	-	-	<b>64</b>	<b>80</b>	-	-	<b>49</b>	<b>62</b>	-	-	<b>9</b>	<b>11</b>
<b>Valle d'Aosta</b>	<b>1</b>	<b>1</b>	<b>83</b>	<b>93</b>	-	-	<b>41</b>	<b>47</b>	-	-	<b>5</b>	<b>5</b>
<b>Lombardy</b>	<b>136</b>	<b>138</b>	<b>5,008</b>	<b>5,431</b>	<b>4</b>	<b>4</b>	<b>2,695</b>	<b>2,642</b>	<b>5</b>	<b>7</b>	<b>855</b>	<b>1,279</b>
Milan	102	104	1,425	1,568	3	3	851	756	3	5	202	419
Varese	-	-	345	384	-	-	237	233	-	-	56	97
Como	3	3	310	329	-	-	118	114	-	-	106	124
Sondrio	2	2	129	133	-	-	16	18	2	2	109	111
Bergamo	7	7	577	625	1	1	362	389	-	-	50	68
Brescia	11	10	754	815	-	-	364	407	-	-	69	79
Pavia	-	-	273	291	-	-	157	164	-	-	64	75
Cremona	2	3	228	243	-	-	106	112	-	-	39	46
Mantua	1	1	268	287	-	-	172	165	-	-	38	63
Lecco	1	1	209	225	-	-	78	61	-	-	57	85
Lodi	3	3	130	142	-	-	61	66	-	-	13	16
Monza e della Brianza	<b>4</b>	<b>4</b>	<b>360</b>	<b>389</b>	-	-	<b>173</b>	<b>157</b>	-	-	<b>52</b>	<b>96</b>
<b>Liguria</b>	<b>4</b>	<b>4</b>	<b>705</b>	<b>767</b>	-	-	<b>290</b>	<b>327</b>	<b>1</b>	<b>1</b>	<b>213</b>	<b>231</b>
Genoa	3	3	374	412	-	-	179	201	1	1	116	128
Imperia	-	-	85	91	-	-	32	36	-	-	23	24
Savona	-	-	135	146	-	-	49	54	-	-	54	59
La Spezia	1	1	111	118	-	-	30	36	-	-	20	20

**Note:** The geographical breakdown refers to the location of bank's headquarter.

Source: supervisory Registers and Lists

## Banks and financial institutions: branch network

### Banks and branches by province and size of banks

(numbers in units)

	Medium banks				Small banks				Minor banks			
	Banks		Branches		Banks		Branches		Banks		Branches	
	2018	2017	2018	2017	2018	2017	2018	2017	2018	2017	2018	2017
<b>ITALY</b>	<b>29</b>	<b>25</b>	<b>3,432</b>	<b>3,329</b>	<b>125</b>	<b>118</b>	<b>3,895</b>	<b>4,524</b>	<b>331</b>	<b>372</b>	<b>2,719</b>	<b>3,381</b>
<b>North West Italy</b>												
<b>Piedmont</b>	<b>3</b>	<b>3</b>	<b>355</b>	<b>365</b>	<b>12</b>	<b>11</b>	<b>360</b>	<b>371</b>	<b>12</b>	<b>13</b>	<b>144</b>	<b>147</b>
Turin	1	1	154	158	4	3	100	104	4	5	52	53
Vercelli	-	-	11	11	-	-	42	43	-	-	2	2
Novara	-	-	12	13	-	-	11	11	-	-	1	1
Cuneo	-	-	29	31	6	6	122	122	7	7	88	89
Asti	1	1	76	76	-	-	17	18	-	-	-	-
Alessandria	-	-	30	31	-	-	21	23	-	-	-	-
Biella	1	1	42	43	2	2	42	45	1	1	1	2
Verbano-Cusio-Ossola	-	-	1	2	-	-	5	5	-	-	-	-
<b>Valle d'Aosta</b>	<b>-</b>	<b>-</b>	<b>11</b>	<b>12</b>	<b>-</b>	<b>-</b>	<b>6</b>	<b>6</b>	<b>1</b>	<b>1</b>	<b>20</b>	<b>23</b>
<b>Lombardy</b>	<b>11</b>	<b>10</b>	<b>432</b>	<b>442</b>	<b>41</b>	<b>36</b>	<b>737</b>	<b>582</b>	<b>75</b>	<b>81</b>	<b>289</b>	<b>486</b>
Milan	10	9	168	168	26	27	119	116	60	60	85	109
Varese	-	-	31	30	-	-	10	9	-	-	11	15
Como	-	-	36	40	1	1	32	31	2	2	18	20
Sondrio	-	-	-	-	-	-	2	2	-	-	2	2
Bergamo	-	-	26	26	4	1	112	52	2	5	27	90
Brescia	-	-	29	30	5	5	236	230	6	5	56	69
Pavia	-	-	20	20	-	-	23	23	-	-	9	9
Cremona	-	-	8	9	2	-	70	19	-	3	5	57
Mantua	-	-	7	8	-	-	39	15	1	1	12	36
Lecco	-	-	43	46	-	-	6	7	1	1	25	26
Lodi	-	-	6	7	1	1	30	31	2	2	20	22
Monza e della Brianza	1	1	58	58	2	1	58	47	1	2	19	31
<b>Liguria</b>	<b>-</b>	<b>-</b>	<b>70</b>	<b>71</b>	<b>2</b>	<b>2</b>	<b>117</b>	<b>116</b>	<b>1</b>	<b>1</b>	<b>15</b>	<b>22</b>
Genoa	-	-	39	40	1	1	35	36	1	1	5	7
Imperia	-	-	10	10	-	-	19	19	-	-	1	2
Savona	-	-	12	12	-	-	11	12	-	-	9	9
La Spezia	-	-	9	9	1	1	52	49	-	-	-	4

## Banks and financial institutions: branch network

### Banks and branches

by province and size of banks

(numbers in units)

Total				Major banks				Large banks			
Banks		Branches		Banks		Branches		Banks		Branches	
2018	2017	2018	2017	2018	2017	2018	2017	2018	2017	2018	2017

#### North East Italy

<b>Trentino-Alto Adige</b>	<b>71</b>	<b>78</b>	<b>767</b>	<b>789</b>	-	-	<b>121</b>	<b>127</b>	-	-	<b>23</b>	<b>24</b>
Trento	22	27	420	437	-	-	87	92	-	-	18	20
Bolzano/Bozen	<b>49</b>	<b>51</b>	<b>347</b>	<b>352</b>	-	-	<b>34</b>	<b>35</b>	-	-	<b>5</b>	<b>4</b>
<b>Veneto</b>	<b>28</b>	<b>29</b>	<b>2,499</b>	<b>2,801</b>	<b>1</b>	<b>1</b>	<b>1,379</b>	<b>1,334</b>	-	-	<b>89</b>	<b>136</b>
Venice	2	2	369	421	-	-	195	241	-	-	18	25
Verona	7	7	518	574	1	1	330	333	-	-	17	32
Vicenza	5	5	461	520	-	-	238	241	-	-	15	19
Belluno	1	1	127	141	-	-	68	61	-	-	2	3
Treviso	6	6	438	478	-	-	220	211	-	-	11	14
Padova	5	6	463	531	-	-	258	210	-	-	24	32
Rovigo	<b>2</b>	<b>2</b>	<b>123</b>	<b>136</b>	-	-	<b>70</b>	<b>37</b>	-	-	<b>2</b>	<b>11</b>
<b>Friuli Venezia Giulia</b>	<b>15</b>	<b>19</b>	<b>689</b>	<b>776</b>	-	-	<b>261</b>	<b>248</b>	-	-	<b>6</b>	<b>6</b>
Trieste	2	2	92	102	-	-	51	54	-	-	3	3
Udine	7	11	369	412	-	-	128	119	-	-	2	2
Gorizia	3	3	71	84	-	-	26	24	-	-	-	-
Pordenone	<b>3</b>	<b>3</b>	<b>157</b>	<b>178</b>	-	-	<b>56</b>	<b>51</b>	-	-	<b>1</b>	<b>1</b>
<b>Emilia Romagna</b>	<b>28</b>	<b>33</b>	<b>2,658</b>	<b>2,807</b>	<b>1</b>	-	<b>1,216</b>	<b>883</b>	<b>2</b>	<b>3</b>	<b>436</b>	<b>692</b>
Bologna	8	9	619	654	-	-	253	203	-	-	37	103
Piacenza	1	1	178	187	-	-	48	49	-	-	61	67
Parma	1	1	275	296	-	-	124	113	1	1	101	130
Reggio nell'Emilia	3	4	314	334	-	-	165	142	1	1	75	115
Modena	3	3	366	388	1	-	221	159	-	1	40	119
Ferrara	2	2	168	171	-	-	105	49	-	-	8	63
Ravenna	3	3	257	270	-	-	107	67	-	-	30	34
Forlì-Cesena	3	5	264	276	-	-	117	53	-	-	42	37
Rimini	4	5	217	231	-	-	76	48	-	-	42	24

## Banks and financial institutions: branch network

### Banks and branches

by province and size of banks

(numbers in units)

Medium banks				Small banks				Minor banks			
Banks		Branches		Banks		Branches		Banks		Branches	
2018	2017	2018	2017	2018	2017	2018	2017	2018	2017	2018	2017

#### North East Italy

<b>Trentino-Alto Adige</b>	<b>2</b>	<b>-</b>	<b>158</b>	<b>12</b>	<b>9</b>	<b>9</b>	<b>107</b>	<b>232</b>	<b>60</b>	<b>69</b>	<b>358</b>	<b>394</b>
Trento	-	-	37	9	5	5	88	107	17	22	190	209
Bolzano/Bozen	2	-	121	3	4	4	19	125	43	47	168	185
<b>Veneto</b>	<b>1</b>	<b>1</b>	<b>362</b>	<b>425</b>	<b>10</b>	<b>9</b>	<b>409</b>	<b>553</b>	<b>16</b>	<b>18</b>	<b>260</b>	<b>353</b>
Venice	1	-	63	19	-	1	66	76	1	1	27	60
Verona	-	-	42	58	-	1	37	57	6	5	92	94
Vicenza	-	-	67	73	3	3	96	146	2	2	45	41
Belluno	-	-	30	21	-	-	4	33	1	1	23	23
Treviso	-	-	70	66	4	4	117	160	2	2	20	27
Padova	-	1	85	149	3	-	75	74	2	5	21	66
Rovigo	-	-	5	39	-	-	14	7	2	2	32	42
<b>Friuli Venezia Giulia</b>	<b>2</b>	<b>-</b>	<b>114</b>	<b>24</b>	<b>3</b>	<b>6</b>	<b>92</b>	<b>253</b>	<b>10</b>	<b>13</b>	<b>216</b>	<b>245</b>
Trieste	1	-	13	7	-	1	6	20	1	1	19	18
Udine	-	-	61	11	2	4	38	137	5	7	140	143
Gorizia	-	-	3	1	-	-	6	22	3	3	36	37
Pordenone	1	-	37	5	1	1	42	74	1	2	21	47
<b>Emilia Romagna</b>	<b>3</b>	<b>3</b>	<b>290</b>	<b>304</b>	<b>12</b>	<b>13</b>	<b>583</b>	<b>735</b>	<b>10</b>	<b>14</b>	<b>133</b>	<b>193</b>
Bologna	2	2	133	137	3	3	152	160	3	4	44	51
Piacenza	-	-	12	13	1	1	57	54	-	-	-	4
Parma	-	-	22	23	-	-	25	22	-	-	3	8
Reggio nell'Emilia	1	1	28	28	-	-	33	35	1	2	13	14
Modena	-	-	54	56	1	-	37	23	1	2	14	31
Ferrara	-	-	14	15	1	1	30	33	1	1	11	11
Ravenna	-	-	10	11	2	2	101	149	1	1	9	9
Forlì-Cesena	-	-	10	14	-	2	66	142	3	3	29	30
Rimini	-	-	7	7	4	4	82	117	-	1	10	35

## Banks and financial institutions: branch network

### Banks and branches

by province and size of banks

(numbers in units)

Total				Major banks				Large banks			
Banks		Branches		Banks		Branches		Banks		Branches	
2018	2017	2018	2017	2018	2017	2018	2017	2018	2017	2018	2017

#### Central Italy

<b>Tuscany</b>	<b>30</b>	<b>32</b>	<b>1,960</b>	<b>2,093</b>	<b>1</b>	<b>1</b>	<b>839</b>	<b>921</b>	<b>1</b>	<b>1</b>	<b>207</b>	<b>150</b>
Florence	10	10	519	546	-	-	193	203	1	1	77	63
Massa-Carrara	-	-	89	94	-	-	35	37	-	-	27	26
Lucca	3	3	204	223	-	-	104	118	-	-	20	18
Pistoia	4	5	137	148	-	-	44	45	-	-	12	11
Livorno	2	2	169	185	-	-	86	103	-	-	13	6
Pisa	3	4	250	264	-	-	86	94	-	-	32	8
Arezzo	3	3	194	203	-	-	96	105	-	-	10	5
Siena	4	4	170	183	1	1	84	92	-	-	4	3
Grosseto	1	1	134	145	-	-	62	70	-	-	3	2
Prato	-	-	<b>94</b>	<b>102</b>	-	-	<b>49</b>	<b>54</b>	-	-	<b>9</b>	<b>8</b>
<b>Umbria</b>	<b>4</b>	<b>4</b>	<b>431</b>	<b>458</b>	-	-	<b>247</b>	<b>269</b>	-	-	<b>19</b>	<b>15</b>
Perugia	3	3	328	352	-	-	193	214	-	-	18	12
Terni	1	1	<b>103</b>	<b>106</b>	-	-	<b>54</b>	<b>55</b>	-	-	<b>1</b>	<b>3</b>
<b>Marche</b>	<b>16</b>	<b>20</b>	<b>844</b>	<b>904</b>	-	-	<b>470</b>	<b>510</b>	-	-	<b>48</b>	<b>50</b>
Ancona	4	6	256	276	-	-	156	173	-	-	15	14
Pesaro e Urbino	5	6	212	225	-	-	108	114	-	-	24	25
Macerata	4	4	177	191	-	-	107	120	-	-	6	6
Ascoli Piceno	2	3	115	124	-	-	59	61	-	-	2	4
Fermo	<b>1</b>	<b>1</b>	<b>84</b>	<b>88</b>	-	-	<b>40</b>	<b>42</b>	-	-	<b>1</b>	<b>1</b>
<b>Lazio</b>	<b>46</b>	<b>47</b>	<b>2,132</b>	<b>2,294</b>	<b>1</b>	<b>1</b>	<b>1,228</b>	<b>1,234</b>	<b>2</b>	<b>2</b>	<b>178</b>	<b>307</b>
Rome	35	36	1,567	1,692	1	1	931	924	2	2	145	255
Viterbo	3	3	171	175	-	-	94	98	-	-	9	10
Rieti	1	1	65	69	-	-	49	51	-	-	3	5
Latina	3	3	163	172	-	-	83	81	-	-	9	19
Frosinone	4	4	166	186	-	-	71	80	-	-	12	18

## Banks and financial institutions: branch network

### Banks and branches by province and size of banks

(numbers in units)

Medium banks				Small banks				Minor banks			
Banks		Branches		Banks		Branches		Banks		Branches	
2018	2017	2018	2017	2018	2017	2018	2017	2018	2017	2018	2017

#### Central Italy

<b>Tuscany</b>	<b>2</b>	<b>2</b>	<b>308</b>	<b>317</b>	<b>13</b>	<b>7</b>	<b>468</b>	<b>387</b>	<b>13</b>	<b>21</b>	<b>138</b>	<b>318</b>
Florence	2	2	126	128	3	2	95	97	4	5	28	55
Massa-Carrara	-	-	3	4	-	-	23	24	-	-	1	3
Lucca	-	-	12	13	1	-	44	33	2	3	24	41
Pistoia	-	-	5	6	2	1	57	51	2	4	19	35
Livorno	-	-	22	24	1	-	40	25	1	2	8	27
Pisa	-	-	29	29	2	3	74	101	1	1	29	32
Arezzo	-	-	39	40	-	-	23	14	3	3	26	39
Siena	-	-	25	26	3	1	57	23	-	2	-	39
Grosseto	-	-	29	30	1	-	40	5	-	1	-	38
Prato	-	-	<b>18</b>	<b>17</b>	-	-	<b>15</b>	<b>14</b>	-	-	<b>3</b>	<b>9</b>
<b>Umbria</b>	-	-	<b>17</b>	<b>17</b>	<b>2</b>	<b>2</b>	<b>98</b>	<b>103</b>	<b>2</b>	<b>2</b>	<b>50</b>	<b>54</b>
Perugia	-	-	14	14	1	1	62	67	2	2	41	45
Terni	-	-	<b>3</b>	<b>3</b>	<b>1</b>	<b>1</b>	<b>36</b>	<b>36</b>	-	-	<b>9</b>	<b>9</b>
<b>Marche</b>	-	-	<b>47</b>	<b>50</b>	<b>2</b>	<b>1</b>	<b>111</b>	<b>98</b>	<b>14</b>	<b>19</b>	<b>168</b>	<b>196</b>
Ancona	-	-	16	17	-	-	9	14	4	6	60	58
Pesaro e Urbino	-	-	9	10	-	-	11	15	5	6	60	61
Macerata	-	-	10	10	-	-	19	21	4	4	35	34
Ascoli Piceno	-	-	10	11	1	-	38	18	1	3	6	30
Fermo	-	-	<b>2</b>	<b>2</b>	<b>1</b>	<b>1</b>	<b>34</b>	<b>30</b>	-	-	<b>7</b>	<b>13</b>
<b>Lazio</b>	<b>3</b>	<b>4</b>	<b>286</b>	<b>295</b>	<b>13</b>	<b>12</b>	<b>226</b>	<b>237</b>	<b>27</b>	<b>28</b>	<b>214</b>	<b>221</b>
Rome	3	4	235	240	12	11	151	168	17	18	105	105
Viterbo	-	-	15	15	-	-	17	11	3	3	36	41
Rieti	-	-	6	6	-	-	4	4	1	1	3	3
Latina	-	-	14	15	-	-	19	19	3	3	38	38
Frosinone	-	-	16	19	1	1	35	35	3	3	32	34

## Banks and financial institutions: branch network

### Banks and branches

by province and size of banks

(numbers in units)

Total				Major banks				Large banks			
Banks		Branches		Banks		Branches		Banks		Branches	
2018	2017	2018	2017	2018	2017	2018	2017	2018	2017	2018	2017

#### Southern Italy

<b>Abruzzo</b>	<b>8</b>	<b>9</b>	<b>548</b>	<b>587</b>	-	-	<b>309</b>	<b>189</b>	-	-	<b>4</b>	<b>102</b>
L'Aquila	1	1	126	131	-	-	85	48	-	-	2	43
Teramo	4	4	145	154	-	-	57	51	-	-	-	8
Pescara	1	1	132	141	-	-	53	41	-	-	2	14
Chieti	2	3	145	161	-	-	114	49	-	-	-	37
<b>Molise</b>	<b>2</b>	<b>2</b>	<b>109</b>	<b>119</b>	-	-	<b>72</b>	<b>70</b>	-	-	<b>1</b>	<b>12</b>
Campobasso	2	2	87	93	-	-	55	52	-	-	1	9
Isernia	-	-	22	26	-	-	17	18	-	-	-	3
<b>Campania</b>	<b>22</b>	<b>25</b>	<b>1,298</b>	<b>1,368</b>	-	-	<b>736</b>	<b>419</b>	-	<b>1</b>	<b>108</b>	<b>478</b>
Naples	8	9	625	661	-	-	373	222	-	1	79	262
Caserta	3	3	161	169	-	-	95	53	-	-	18	63
Benevento	1	1	78	89	-	-	46	41	-	-	3	17
Avellino	2	2	113	117	-	-	63	21	-	-	1	46
Salerno	8	10	321	332	-	-	159	82	-	-	7	90
Apulia	28	28	1,153	1,203	-	-	576	367	-	-	56	308
Bari	14	14	401	421	-	-	199	136	-	-	9	89
Foggia	1	1	184	195	-	-	108	46	-	-	15	85
Taranto	5	5	134	139	-	-	68	51	-	-	5	27
Brindisi	2	2	105	105	-	-	48	28	-	-	3	24
Lecce	3	3	227	235	-	-	103	80	-	-	14	44
Barletta-Andria-Trani	3	3	102	108	-	-	50	26	-	-	10	39
<b>Basilicata</b>	<b>3</b>	<b>3</b>	<b>221</b>	<b>226</b>	-	-	<b>99</b>	<b>45</b>	-	-	<b>2</b>	<b>58</b>
Potenza	3	3	148	151	-	-	57	29	-	-	2	31
Matera	-	-	73	75	-	-	42	16	-	-	-	27
<b>Calabria</b>	<b>8</b>	<b>8</b>	<b>405</b>	<b>422</b>	-	-	<b>255</b>	<b>166</b>	-	-	<b>31</b>	<b>125</b>
Catanzaro	3	3	87	89	-	-	51	30	-	-	8	28
Cosenza	2	2	159	165	-	-	93	63	-	-	8	39
Reggio di Calabria	1	1	98	106	-	-	75	56	-	-	8	32
Crotone	1	1	32	32	-	-	18	8	-	-	4	14
Vibo Valentia	1	1	29	30	-	-	18	9	-	-	3	12



## Banks and financial institutions: branch network

### Banks and branches

by province and size of banks

(numbers in units)

Medium banks				Small banks				Minor banks			
Banks		Branches		Banks		Branches		Banks		Branches	
2018	2017	2018	2017	2018	2017	2018	2017	2018	2017	2018	2017

#### Southern Italy

<b>Abruzzo</b>	-	-	<b>132</b>	<b>136</b>	-	<b>1</b>	<b>32</b>	<b>83</b>	<b>8</b>	<b>8</b>	<b>71</b>	<b>77</b>
L'Aquila	-	-	26	25	-	-	9	11	1	1	4	4
Teramo	-	-	<b>54</b>	<b>58</b>	-	-	<b>10</b>	<b>7</b>	<b>4</b>	<b>4</b>	<b>24</b>	<b>30</b>
Pescara	-	-	43	43	-	-	8	17	1	1	26	26
Chieti	-	-	9	10	-	1	5	48	2	2	17	17
<b>Molise</b>	-	-	<b>7</b>	<b>7</b>	-	-	<b>9</b>	<b>10</b>	<b>2</b>	<b>2</b>	<b>20</b>	<b>20</b>
Campobasso	-	-	7	7	-	-	7	8	2	2	17	17
Isernia	-	-	-	-	-	-	2	2	-	-	3	3
<b>Campania</b>	-	-	<b>168</b>	<b>172</b>	<b>1</b>	<b>1</b>	<b>105</b>	<b>116</b>	<b>21</b>	<b>23</b>	<b>181</b>	<b>183</b>
Naples	-	-	90	92	1	1	59	61	7	7	24	24
Caserta	-	-	20	23	-	-	13	15	3	3	15	15
Benevento	-	-	5	5	-	-	10	12	1	1	14	14
Avellino	-	-	16	15	-	-	11	12	2	2	22	23
Salerno	-	-	37	37	-	-	12	16	8	10	106	107
Apulia	1	1	162	165	3	3	227	234	24	24	132	129
Bari	1	1	<b>72</b>	<b>72</b>	<b>2</b>	<b>2</b>	<b>64</b>	<b>69</b>	<b>11</b>	<b>11</b>	<b>57</b>	<b>55</b>
Foggia	-	-	20	23	-	-	30	30	1	1	11	11
Taranto	-	-	10	10	-	-	25	25	5	5	26	26
Brindisi	-	-	<b>17</b>	<b>17</b>	-	-	<b>25</b>	<b>25</b>	<b>2</b>	<b>2</b>	<b>12</b>	<b>11</b>
Lecce	-	-	28	28	1	1	68	69	2	2	14	14
Barletta-Andria-Trani	-	-	15	15	-	-	15	16	3	3	12	12
<b>Basilicata</b>	-	-	<b>39</b>	<b>39</b>	-	-	<b>37</b>	<b>39</b>	<b>3</b>	<b>3</b>	<b>44</b>	<b>45</b>
Potenza	-	-	34	34	-	-	23	24	3	3	32	33
Matera	-	-	5	5	-	-	14	15	-	-	12	12
<b>Calabria</b>	-	-	<b>22</b>	<b>21</b>	-	-	<b>27</b>	<b>40</b>	<b>8</b>	<b>8</b>	<b>70</b>	<b>70</b>
Catanzaro	-	-	6	6	-	-	1	5	3	3	21	20
Cosenza	-	-	10	9	-	-	22	27	2	2	26	27
Reggio di Calabria	-	-	5	5	-	-	2	5	1	1	8	8
Crotone	-	-	1	1	-	-	1	1	1	1	8	8
Vibo Valentia	-	-	-	-	-	-	1	2	1	1	7	7

## Banks and financial institutions: branch network

### Banks and branches

by province and size of banks

(numbers in units)

Total				Major banks				Large banks			
Banks		Branches		Banks		Branches		Banks		Branches	
2018	2017	2018	2017	2018	2017	2018	2017	2018	2017	2018	2017

#### Islands

<b>Sicily</b>	<b>23</b>	<b>26</b>	<b>1,273</b>	<b>1,416</b>	-	-	<b>655</b>	<b>677</b>	-	-	<b>208</b>	<b>135</b>
Palermo	6	7	306	345	-	-	158	159	-	-	58	47
Trapani	1	1	116	132	-	-	63	61	-	-	27	21
Messina	2	2	158	179	-	-	96	101	-	-	19	13
Agrigento	4	4	123	130	-	-	62	59	-	-	14	15
Caltanissetta	6	6	76	83	-	-	38	41	-	-	5	1
Enna	1	1	54	56	-	-	27	28	-	-	9	7
Catania	1	3	248	283	-	-	118	130	-	-	52	17
Ragusa	1	1	93	100	-	-	39	41	-	-	12	5
Syracuse	<b>1</b>	<b>1</b>	<b>99</b>	<b>108</b>	-	-	<b>54</b>	<b>57</b>	-	-	<b>12</b>	<b>9</b>
<b>Sardinia</b>	<b>4</b>	<b>4</b>	<b>556</b>	<b>568</b>	-	-	<b>158</b>	<b>167</b>	-	-	<b>16</b>	<b>16</b>
Cagliari	1	1	118	123	-	-	53	57	-	-	5	4
Sassari	2	2	174	181	-	-	54	58	-	-	7	8
Olbia-Tempio	-	-	-	-	-	-	-	-	-	-	-	-
Nuoro	-	-	81	81	-	-	15	15	-	-	1	1
Ogliastra	-	-	-	-	-	-	-	-	-	-	-	-
Oristano	1	1	70	71	-	-	9	10	-	-	3	3
Carbonia-Iglesias	-	-	-	-	-	-	-	-	-	-	-	-
Medio campidano	-	-	-	-	-	-	-	-	-	-	-	-
South Sardinia	-	-	113	112	-	-	27	27	-	-	-	-

## Banks and financial institutions: branch network

### Banks and branches

by province and size of banks

(numbers in units)

Medium banks				Small banks				Minor banks			
Banks		Branches		Banks		Branches		Banks		Branches	
2018	2017	2018	2017	2018	2017	2018	2017	2018	2017	2018	2017

#### Islands

<b>Sicily</b>	-	-	<b>89</b>	<b>89</b>	<b>2</b>	<b>4</b>	<b>138</b>	<b>323</b>	<b>21</b>	<b>22</b>	<b>183</b>	<b>192</b>
Palermo	-	-	33	32	-	1	14	58	6	6	43	49
Trapani	-	-	8	8	-	-	7	29	1	1	11	13
Messina	-	-	9	10	-	-	18	41	2	2	16	14
Agrigento	-	-	6	5	-	-	1	10	4	4	40	41
Caltanissetta	-	-	2	2	1	1	9	17	5	5	22	22
Enna	-	-	-	-	-	-	3	6	1	1	15	15
Catania	-	-	21	22	-	1	35	90	1	2	22	24
Ragusa	-	-	4	3	1	1	33	46	-	-	5	5
Syracuse	-	-	<b>6</b>	<b>7</b>	-	-	<b>18</b>	<b>26</b>	<b>1</b>	<b>1</b>	<b>9</b>	<b>9</b>
<b>Sardinia</b>	<b>1</b>	<b>1</b>	<b>363</b>	<b>366</b>	-	<b>1</b>	<b>6</b>	<b>6</b>	<b>3</b>	<b>2</b>	<b>13</b>	<b>13</b>
Cagliari	-	-	51	52	-	-	4	4	1	1	5	6
Sassari	1	1	111	113	-	1	2	2	1	-	-	-
Olbia-Tempio	-	-	-	-	-	-	-	-	-	-	-	-
Nuoro	-	-	65	65	-	-	-	-	-	-	-	-
Ogliastra	-	-	-	-	-	-	-	-	-	-	-	-
Oristano	-	-	52	52	-	-	-	-	1	1	6	6
Carbonia-Iglesias	-	-	-	-	-	-	-	-	-	-	-	-
Medio campidano	-	-	-	-	-	-	-	-	-	-	-	-
South Sardinia	-	-	84	84	-	-	-	-	-	-	2	1

## Banks and financial institutions: branch network

Access to data:

[TDB20220](#)

### Bank branches per 100,000 inhabitants

by province

(numbers in unit)

	2018	2017
<b>ITALY</b>	<b>42</b>	<b>45</b>
<b>North West Italy</b>	<b>49</b>	<b>53</b>
<b>Piedmont</b>	<b>47</b>	<b>51</b>
Turin	38	40
Vercelli	61	65
Novara	42	49
Cuneo	74	78
Asti	63	69
Alessandria	48	56
Biella	63	69
Verbano-Cusio-Ossola	<b>40</b>	<b>50</b>
<b>Valle d'Aosta</b>	<b>66</b>	<b>73</b>
<b>Lombardy</b>	<b>50</b>	<b>54</b>
Milan	44	49
Varese	39	43
Como	52	55
Sondrio	71	73
Bergamo	52	56
Brescia	60	64
Pavia	50	53
Cremona	64	68
Mantua	65	70
Lecco	62	66
Lodi	57	62
Monza e della Brianza	<b>41</b>	<b>45</b>
<b>Liguria</b>	<b>45</b>	<b>49</b>
Genova	44	48
Imperia	40	42
Savona	49	52
La Spezia	50	53

Source: supervisory reports

## Banks and financial institutions: branch network

### Bank branches per 100,000 inhabitants

by province

(numbers in unit)

	2018	2017
<b>South East Italy</b>	<b>57</b>	<b>62</b>
<b>Trentino-Alto Adige</b>	72	74
Trento	78	81
Bolzano/Bozen	<b>66</b>	<b>67</b>
<b>Veneto</b>	51	57
Venice	43	49
Verona	56	62
Vicenza	53	60
Belluno	62	69
Treviso	49	54
Padova	49	57
Rovigo	<b>52</b>	<b>57</b>
<b>Friuli Venezia Giulia</b>	57	64
Trieste	39	43
Udine	70	78
Gorizia	51	60
Pordenone	<b>50</b>	<b>57</b>
<b>Emilia Romagna</b>	60	63
Bologna	61	65
Piacenza	62	65
Parma	61	66
Reggio nell'Emilia	59	63
Modena	52	55
Ferrara	48	49
Ravenna	66	69
Forlì-Cesena	67	70
Rimini	<b>64</b>	<b>69</b>

## Banks and financial institutions: branch network

### Bank branches per 100,000 inhabitants

by province

(numbers in unit)

	2018	2017
<b>Center Italy</b>	<b>45</b>	<b>48</b>
<b>Tuscany</b>	<b>52</b>	<b>56</b>
Florence	51	54
Massa-Carrara	45	48
Lucca	52	57
Pistoia	47	51
Livorno	50	55
Pisa	59	63
Arezzo	56	59
Siena	63	68
Grosseto	60	65
Prato	37	40
<b>Umbria</b>	<b>49</b>	<b>52</b>
Perugia	50	53
Terni	45	46
<b>Marche</b>	<b>55</b>	<b>59</b>
Ancona	54	58
Pesaro e Urbino	59	62
Macerata	56	60
Ascoli Piceno	55	59
Fermo	48	50
<b>Lazio</b>	<b>36</b>	<b>39</b>
Rome	36	39
Viterbo	54	55
Rieti	42	44
Latina	28	30
Frosinone	34	38

## Banks and financial institutions: branch network

### Bank branches per 100,000 inhabitants

by province

(numbers in unit)

	2018	2017
<b>South Italy</b>	<b>27</b>	<b>28</b>
<b>Abruzzo</b>	<b>42</b>	<b>44</b>
L'Aquila	42	43
Teramo	47	50
Pescara	41	44
Chieti	<b>37</b>	<b>41</b>
<b>Molise</b>	<b>35</b>	<b>38</b>
Campobasso	39	41
Isernia	<b>26</b>	<b>30</b>
<b>Campania</b>	<b>22</b>	<b>23</b>
Naples	20	21
Caserta	17	18
Benevento	28	32
Avellino	27	28
Salerno	<b>29</b>	<b>30</b>
Apulia	28	30
Bari	32	33
Foggia	29	31
Taranto	23	24
Brindisi	27	26
Lecce	28	29
Barletta-Andria-Trani	26	28
<b>Basilicata</b>	<b>39</b>	<b>40</b>
Potenza	40	41
Matera	37	38
<b>Calabria</b>	<b>21</b>	<b>21</b>
Catanzaro	24	25
Cosenza	22	23
Reggio di Calabria	18	19
Crotone	18	18
Vibo Valentia	18	19

## Banks and financial institutions: branch network

### Bank branches per 100,000 inhabitants

by province

(numbers in unit)

	2018	2017
<b>Islands</b>	<b>27</b>	<b>30</b>
<b>Sicily</b>	25	28
Palermo	24	27
Trapani	27	30
Messina	25	28
Agrigento	28	29
Caltanissetta	29	31
Enna	32	33
Catania	22	25
Ragusa	29	31
Syracuse	<b>25</b>	<b>27</b>
<b>Sardinia</b>	34	34
Cagliari	27	29
Sassari	35	37
Olbia-Tempio	-	-
Nuoro	38	38
Ogliastra	-	-
Oristano	44	44
Carbonia-Iglesias	-	-
Medio campidano	-	-
Sud Sardinia	32	31



## Banks and financial institutions: branch network

Access to data:

[TDB10222](#)

### Employees

by geographical area and institutional category of banks

(numbers in units)

	Total		Public limited banks (spa) and branches of foreign banks		Mutual bank and cooperative banks	
	2018	2017	2018	2017	2018	2017
<b>ITALY</b>	<b>278,234</b>	<b>286,222</b>	<b>236,948</b>	<b>244,279</b>	<b>41,286</b>	<b>41,943</b>
<b>North West Italy</b>	109,286	112,246	99,258	102,027	10,028	10,219
<b>North East Italy</b>	66,951	68,201	53,643	54,659	13,308	13,542
<b>Central Italy</b>	57,093	58,350	49,212	50,382	7,881	7,968
<b>Southern Italy</b>	30,409	32,149	22,346	23,953	8,063	8,196
<b>Islands</b>	14,497	15,277	12,490	13,259	2,007	2,018

**Nota:** For further details on the classification of banks by type see the 'reporting entity' entry in the glossary provided in Banks and Financial Institutions: branch network, Bank of Italy, Statistics, Methods and Sources: Methodological Note.

Source: supervisory reports

## Banks and financial institutions: branch network

Access to data:

[TDB10225](#)

### Employees

by geographical area and size of banks

(numbers in units)

	Total		Major and large banks		Medium banks		Minor and small banks	
	2018	2017	2018	2017	2018	2017	2018	2017
<b>ITALY</b>	<b>278,234</b>	<b>286,222</b>	<b>39,220</b>	<b>37,446</b>	<b>180,714</b>	<b>178,966</b>	<b>58,300</b>	<b>69,810</b>
<b>North West Italy</b>	109,286	112,246	16,239	16,065	73,090	75,643	19,957	20,538
<b>North East Italy</b>	66,951	68,201	7,934	6,404	42,295	37,217	16,722	24,580
<b>Central Italy</b>	57,094	58,351	8,551	8,433	36,088	36,404	12,455	13,514
<b>Southern Italy</b>	30,409	32,149	3,675	3,707	19,918	20,915	6,816	7,527
<b>Islands</b>	14,496	15,277	2,822	2,838	9,323	8,788	2,351	3,651

**Note:** For further details on the classification of banks by size see the 'reporting entity' entry in the glossary provided in Banks and Financial Institutions: branch network, Bank of Italy, Statistics, Methods and Sources: Methodological Note.

Source: supervisory reports

## Banks and financial institutions: branch network

Access to data:

[TDB10227](#)

### Employees

by province

(numbers in unit)

	2018	2017
<b>ITALY</b>	<b>278,233</b>	<b>286,222</b>
<b>North West Italy</b>		
<b>Piedmont</b>	<b>32,054</b>	<b>32,577</b>
Turin	21,825	21,966
Vercelli	546	584
Novara	1,165	1,260
Cuneo	3,097	3,135
Asti	1,092	1,140
Alessandria	1,414	1,504
Biella	2,449	2,454
Verbano-Cusio-Ossola	468	535
<b>Valle d'Aosta</b>	<b>422</b>	<b>468</b>
<b>Lombardy</b>	<b>70,269</b>	<b>72,131</b>
Milan	39,764	40,442
Varese	2,891	2,964
Como	2,138	2,172
Sondrio	1,654	1,652
Bergamo	6,904	7,110
Brescia	6,364	6,749
Pavia	1,835	1,685
Cremona	1,436	1,477
Mantua	1,927	2,262
Lecco	1,298	1,346
Lodi	877	902
Monza e della Brianza	<b>3,184</b>	<b>3,373</b>
<b>Liguria</b>	<b>6,542</b>	<b>7,072</b>
Genoa	4,276	4,692
Imperia	582	634
Savona	908	952
La Spezia	777	795

Source: supervisory reports

## Banks and financial institutions: branch network

### Employees

by province

(numbers in unit)

	2018	2017
--	------	------

#### North East Italy

<b>Trentino-Alto Adige</b>	<b>6,311</b>	<b>6,390</b>
Trento	2,912	2,941
Bolzano/Bozen	3,400	3,449
<b>Veneto</b>	<b>26,736</b>	<b>26,445</b>
Venice	3,661	3,920
Verona	10,119	8,738
Vicenza	3,393	<b>3,642</b>
Belluno	648	692
Treviso	3,420	3,583
Padova	4,588	4,934
Rovigo	909	937
<b>Friuli Venezia Giulia</b>	<b>5,420</b>	<b>5,878</b>
Trieste	1,108	1,129
Udine	2,496	2,703
Gorizia	472	<b>621</b>
Pordenone	1,345	1,426
<b>Emilia-Romagna</b>	<b>28,484</b>	<b>29,489</b>
Bologna	6,351	6,750
Piacenza	1,329	1,389
Parma	3,438	<b>3,111</b>
Reggio nell'Emilia	4,830	4,813
Modena	6,011	6,126
Ferrara	1,182	1,255
Ravenna	1,886	1,934
Forlì-Cesena	1,970	2,319
Rimini	1,490	1,794

## Banks and financial institutions: branch network

### Employees

by province

(numbers in unit)

	2018	2017
--	------	------

#### Central Italy

<b>Tuscany</b>	<b>22,155</b>	<b>22,293</b>
Florence	7,297	7,257
Massa-Carrara	604	622
Lucca	1,491	1,563
Pistoia	1,118	1,212
Livorno	1,134	1,172
Pisa	1,851	2,072
Arezzo	1,508	1,487
Siena	5,354	5,078
Grosseto	830	849
Prato	969	983
<b>Umbria</b>	<b>3,342</b>	<b>3,461</b>
Perugia	2,519	2,671
Terni	823	790
<b>Marche</b>	<b>6,406</b>	<b>6,730</b>
Ancona	2,103	2,249
Pesaro e Urbino	1,619	1,675
Macerata	1,210	1,271
Ascoli Piceno	943	980
Fermo	531	556
<b>Lazio</b>	<b>25,191</b>	<b>25,867</b>
Rome	21,682	22,141
Viterbo	926	1,000
Rieti	358	374
Latina	1,194	1,243
Frosinone	1,032	1,110

## Banks and financial institutions: branch network

### Employees

#### by province

(numbers in unit)

	2018	2017
--	------	------

#### Southern Italy

<b>Abruzzo</b>	<b>3,474</b>	<b>3,686</b>
L'Aquila	749	777
Teramo	<b>918</b>	<b>986</b>
Pescara	828	845
Chieti	979	1,080
Molise	562	636
Campobasso	446	507
Isernia	<b>116</b>	<b>130</b>
<b>Campania</b>	<b>11,367</b>	<b>12,354</b>
Naples	6,548	7,415
Caserta	<b>1,247</b>	<b>1,286</b>
Benevento	434	460
Avellino	703	712
Salerno	2,435	2,482
Apulia	<b>10,872</b>	<b>11,133</b>
Bari	5,121	5,212
Foggia	<b>1,416</b>	<b>1,385</b>
Taranto	<b>1,094</b>	<b>1,145</b>
Brindisi	690	738
Lecce	1,876	1,951
Barletta-Andria-Trani	<b>677</b>	<b>703</b>
<b>Basilicata</b>	<b>1,074</b>	<b>1,132</b>
Potenza	<b>682</b>	<b>720</b>
Matera	<b>392</b>	<b>412</b>
<b>Calabria</b>	<b>3,061</b>	<b>3,208</b>
Catanzaro	<b>682</b>	<b>711</b>
Cosenza	<b>1,165</b>	<b>1,221</b>
Reggio di Calabria	<b>805</b>	<b>840</b>
Crotone	217	233
Vibo Valentia	194	204

## Banks and financial institutions: branch network

### Employees

by province

(numbers in unit)

	2018	2017
--	------	------

#### Islands

<b>Sicily</b>	<b>10,271</b>	<b>10,971</b>
Palermo	2,840	3,218
Trapani	823	899
Messina	1,105	1,121
Agrigento	909	938
Caltanissetta	557	587
Enna	262	277
Catania	2,181	2,265
Ragusa	883	913
Syracuse	715	755
<b>Sardinia</b>	<b>4,226</b>	<b>4,306</b>
Cagliari	1,059	1,086
Sassari	2,045	2,073
Nuoro	377	385
Oristano	292	299
Carbonia-Iglesias, Ogliastra, Olbia-Tempio, Medio Campidano	-	-
South Sardinia	453	464

## Banks and financial institutions: branch network

Access to data:

[TDB20210](#)

### Securities firms

by authorized activities

(numbers in units)

Companies authorized		Companies operating	
2018	2017	2018	2017

<b>Number of SIMs</b>	<b>66</b>	<b>68</b>	<b>65</b>	<b>67</b>
-----------------------	-----------	-----------	-----------	-----------

#### Activities

Proprietary trading	12	14	11	13
Customer trading	18	18	18	19
Underwriting	5	5	4	4
Placement	40	38	39	37
Individual portfolio management	31	35	31	34
Reception of orders	35	35	32	34
Investment advice	58	61	56	59
Multilateral trading facilities management	3	3	3	3

**Note:** SIMs include trust companies operating in the asset management field and exclude firms without authorized activities. The table makes a distinction between firms authorized to operate by the Bank of Italy ('firms authorized') and those that have actually started operations ('firms operating'). There are more authorized activities than SIMs because each firm is normally authorized to engage in more activities.

Source: supervisory Registers and Lists



## Banks and financial institutions: branch network

Access to data:

[TDB20225](#)

### Open-end securities investment funds

by operational specialization

(numbers in unit)

	2018	2017
<b>Number of assets management companies funds</b>	<b>39</b>	<b>41</b>
<b>Number of open-end securities investment funds</b>	<b>1,041</b>	<b>1,002</b>
Equity	86	89
Balanced	103	93
Bond	251	272
Liquidity	8	9
Flexible	593	539

---

**Note:** The data refer to Italian harmonized open-end collective investment undertakings operating at the reference date set in December every year. Only asset management companies that have set up open-end securities investment funds are included. The number of funds includes the number of their sub-funds.

---

Source: supervisory Registers and Lists

## Banks and financial institutions: branch network

Access to data:

[TDB20230](#)

### Financial intermediaries, payment institutions and ELMI

by prevalent activity

(numbers in unit)

	2018	2017
<b>Financial intermediaries</b>	<b>205</b>	<b>195</b>
Leasing	32	33
Factoring	28	27
Consumer credit and loan secured by 1/5 of salary	38	37
Guarantees and loans granted excluding leasing, factoring, consumer credit and loans secured by 1/5 of salary	31	33
Acquisition of shareholdings	-	-
Issue and management of credit cards	-	-
Securitization: servicer	8	8
Collective loan guarantee consortiums	39	40
Bad finance	16	16
Foreign exchange trading and other activities	13	1
<b>Payment institutions</b>	<b>73</b>	<b>70</b>
<b>E-money institutions (ELMIs)</b>	<b>7</b>	<b>5</b>

**Note:** Since December 2014 specific information has been given on "bad finance" companies (previously included in the group of intermediaries engaged in factoring) and collective loan guarantee consortiums; this has resulted in a break in the series with the past. On 13 May 2016, following the reform of Title V of the Consolidated Law on Banking enacted through Legislative Decree 141/2010, the financial companies operating under Articles 106 and 107 of the old version of the aforementioned law were merged into the new Single Register, and the old specialized registers were discontinued. The group of intermediaries that engage in "Foreign exchange trading and other activities" includes conventionally also those that are authorized but not operational at the reference date. Payment institutions include foreign intermediaries with an Italian branch.

Source: supervisory reports

'Statistics' series publications are available on the Bank of Italy's site:

<http://www.bancaditalia.it/statistiche/>

Requests for information on the content of this publication can be sent to [statistiche@bancaditalia.it](mailto:statistiche@bancaditalia.it).

Publication not subject to registration pursuant to Article 3 bis of Law 103/2012