

The Public Finances: borrowing requirement and debt

18 August 2017

For further information: statistiche@bancaditalia.it
www.bancaditalia.it/statistiche/index.html

Figure 1

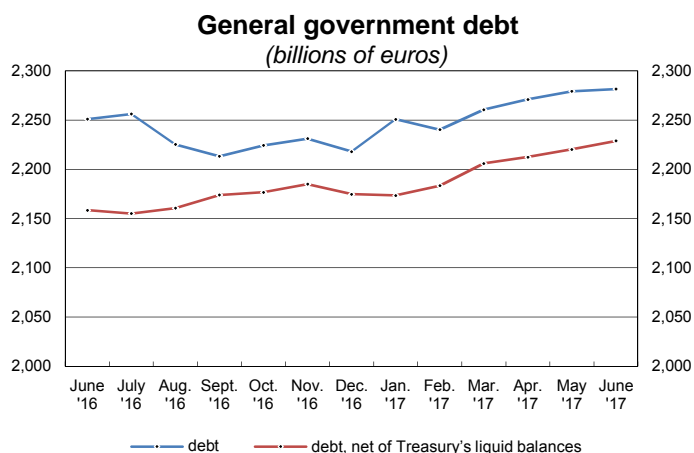


Figure 2

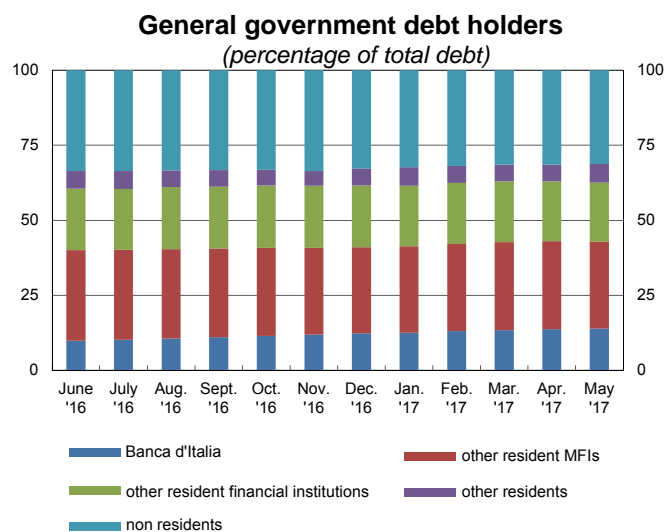


Figure 3

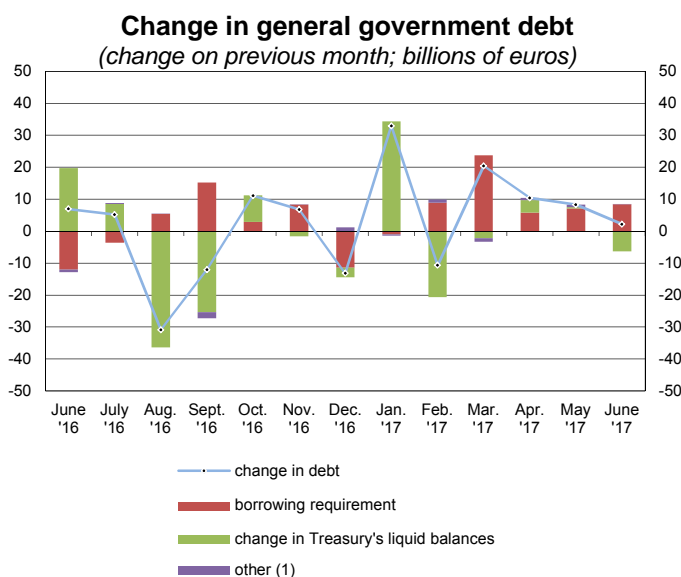
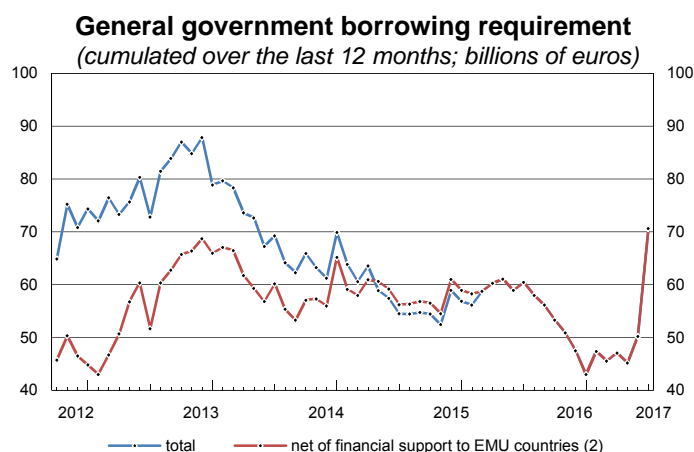


Figure 4



(1) Overall effect of: a) premiums and discounts at issuance and at redemption; b) appreciation of inflation-indexed bonds; c) exchange rate variations. - (2) The series excludes liabilities connected with loans granted to countries belonging to the EMU member States, both bilaterally and via the European Financial Stability Facility (EFSF), and with the contribution to European Stability Mechanism (ESM) paid-in capital.

General information

- I Unless indicated otherwise, figures have been computed by the Bank of Italy.
- II Symbols and Conventions:
 - the phenomenon in question does not occur;
 - the phenomenon occurs but its value is not known;
 - .. the value is known but is nil or less than half the final digit shown.

Figures in parentheses in roman type () are provisional. Those in parentheses in italics () are estimated.
- III The tables are identified both by a number and by an alphanumeric code that defines the content of the table in the database in the electronic archive in which information to be released to the public is held. A similar code identifies the different aggregates shown in each table.

Contents

Notice to readers

General information

Access to data in BDS:

Table 1	- Formation of the central government borrowing requirement	<u>TCCE0100</u>
Table 2	- Financing of the general government borrowing requirement: by instrument	<u>TCCE0125</u>
Table 3	- Financing of the general government borrowing requirement: by subsector	<u>TCCE0155</u>
Table 4	- General government debt: by instrument	<u>TCCE0175</u>
Table 5	- General government debt: by holding sector	<u>TCCE0200</u>
Table 6	- General government debt: by subsector	<u>TCCE0225</u>
Table 7	- General government debt: by residual maturity	<u>TCCE0325</u>
Table 8	- General government debt: by original maturity, instrument, currency of denomination and residence of the creditors	<u>TCCE0350</u>
Table 9	- Central government debt: by original maturity, instrument, currency of denomination and residence of the creditors	<u>TCCE0375</u>
Table 10	- Local government debt: by subsector and instrument	<u>TCCE0250</u>
Table 11	- Local government debt: by geographical area	<u>TCCE0275</u>
Table 12	- General government debt, deposits and other assets	<u>TCCE0300</u>

Methodological appendix

The Public Finances: Borrowing Requirement and Debt

Table 1
Access to data:
[TCCE0100](#)

Formation of the central government borrowing requirement

(millions of euros)

	Budget receipts			Budget payments			State budget balance (a)	Change in the balance of Treasury account		Central government borrowing requirement -(a+b)	Privatization receipts (c)	Central government borrowing requirement net of privatization receipts -(a+b)+c
	Tax revenue (1)	Other revenue	Total	Current expenditure	Capital expenditure	Total		(b)	of which: Tax collection accounts (2)			
2015	433,430	60,657	494,087	536,479	44,997	581,475	-87,388	29,127	1,247	58,261	6,560	64,821
2016	(438,577)	(63,831)	(502,408)	(508,362)	(35,905)	(544,267)	(-41,859)	(-4,299)	7	46,158	883	47,041
2015 - July	37,793	3,406	41,199	37,393	4,728	42,122	-923	422	-325	502	20	522
Aug.	33,728	2,101	35,829	54,012	1,347	55,359	-19,530	11,783	3,889	7,747	..	7,747
Sept.	30,156	2,854	33,010	33,045	1,363	34,408	-1,398	-16,589	-3,906	17,986	180	18,166
Oct.	29,964	6,103	36,067	32,799	2,157	34,956	1,111	-3,977	-218	2,866	3,034	5,900
Nov.	34,568	3,178	37,746	46,969	4,401	51,370	-13,624	2,583	933	11,041	55	11,095
Dec.	80,091	22,187	102,278	92,961	11,728	104,688	-2,410	4,162	1,896	-1,752	3	-1,749
2016 - Jan.	(34,220)	(1,719)	(35,938)	(12,140)	(37)	(12,177)	(23,762)	(-18,175)	-2,463	-5,587	..	-5,587
Feb.	(27,549)	(5,214)	(32,763)	(58,462)	(6,196)	(64,658)	(-31,895)	(21,324)	-369	10,571	..	10,571
Mar.	(27,830)	(2,516)	(30,346)	(30,280)	(1,448)	(31,728)	(-1,383)	(-20,767)	351	22,149	..	22,150
Apr.	(28,884)	(1,885)	(30,769)	(36,457)	(2,741)	(39,198)	(-8,429)	(1,170)	-305	7,259	..	7,259
May	(33,794)	(4,559)	(38,353)	(25,151)	(2,621)	(27,771)	(10,582)	(-12,215)	373	1,633	..	1,633
June	(45,138)	(3,597)	(48,735)	(56,548)	(4,006)	(60,554)	(-11,819)	(21,502)	272	-9,683	32	-9,651
July	(38,629)	(10,543)	(49,172)	(34,914)	(1,455)	(36,368)	(12,803)	(-9,346)	-295	-3,457	777	-2,680
Aug.	(34,012)	(3,131)	(37,143)	(31,194)	(1,944)	(33,139)	(4,005)	(-9,810)	4,210	5,805	74	5,879
Sept.	(31,972)	(2,563)	(34,534)	(41,906)	(1,251)	(43,157)	(-8,622)	(-6,263)	-3,162	14,886	..	14,886
Oct.	(32,625)	(3,182)	(35,808)	(46,135)	(2,037)	(48,172)	(-12,364)	(8,396)	-1,310	3,969	..	3,969
Nov.	(33,755)	(2,838)	(36,594)	(55,584)	(2,697)	(58,281)	(-21,687)	(13,232)	942	8,455	..	8,455
Dec.	(70,170)	(22,084)	(92,253)	(79,591)	(9,473)	(89,064)	(3,189)	(6,652)	1,764	-9,841	..	-9,841
2017 - Jan.	(35,356)	(3,316)	(38,672)	(33,085)	(94)	(33,180)	(5,493)	(-4,960)	(-2,547)	(-532)	(..)	(-532)
Feb.	(27,978)	(2,149)	(30,127)	(10,943)	(5,544)	(16,487)	(13,640)	(-21,690)	(-178)	(8,050)	(1)	(8,051)
Mar.	(28,650)	(4,194)	(32,843)	(40,762)	(3,168)	(43,930)	(-11,087)	(-12,774)	(23)	(23,860)	(..)	(23,861)
Apr.	(28,921)	(3,925)	(32,846)	(43,798)	(2,349)	(46,147)	(-13,301)	(8,006)	(178)	(5,295)	(..)	(5,295)
May	(33,467)	(1,872)	(35,339)	(64,796)	(2,399)	(67,196)	(-31,857)	(24,879)	(-226)	(6,979)	(..)	(6,979)
June	(31,606)	(4,302)	(35,909)	(26,971)	(3,477)	(30,448)	(5,461)	(-15,673)	(1,481)	(10,212)	(51)	(10,263)

(1) The revenues shown in this table do not correspond to the taxes actually paid. The monthly flows are observed with reference to the time receipts are entered in the state budget, which, since May 1998, has not been the same as the time they are paid. In fact, as of May 1998, the main central government taxes are paid to the Treasury (and entered in the so-called "Tax collection accounts") and allocated to the various items of the state budget only some time afterwards. – (2) The flows shown under this heading refer to the changes in the balance of the "Tax collection accounts". A positive flow indicates an increase in the balance (the taxes received exceeded those allocated to the state budget) and vice versa.

The Public Finances: Borrowing Requirement and Debt

Table 2
[Access to data:](#)
[TCCE0125](#)

Financing of the general government borrowing requirement: by instrument

(millions of euros)

	Currency and deposits		Short-term securities	Medium and long-term securities	MFI loans	Other liabilities	Transactions in debt instruments	Change in Treasury's liquid balances: (positive value: -)		General government borrowing requirement
		of which: Post Office funds							of which: change in investments of liquidity (positive value: -)	
2015	5,055	-1,498	-9,508	43,480	1,693	-1,092	39,628	10,684	8,000	50,312
2016	-4,894	145	-8,006	62,704	1,126	-1,428	49,502	-7,378	-3,000	42,124
2015 - July	-3,113	-247	17	334	-1,939	-434	-5,134	4,731	-170	-403
Aug.	923	489	-2,271	-13,376	-248	-213	-15,185	22,488	-1,500	7,303
Sept.	-1,314	306	-2,142	11,191	-131	554	8,158	9,701	4,900	17,859
Oct.	-554	-124	-1,408	22,812	-237	-626	19,988	-17,703	1,100	2,285
Nov.	-698	-829	-398	912	4,319	270	4,405	7,272	1,700	11,677
Dec.	6,349	147	-6,762	-43,364	-3,772	1,884	-45,665	38,740	21,000	-6,925
2016 - Jan.	1,573	637	4,541	17,100	-212	-596	22,407	-27,802	-22,070	-5,395
Feb.	-2,588	-984	-1,061	24,999	877	-299	21,929	-11,166	-500	10,763
Mar.	-662	197	197	16,252	1,298	385	17,471	4,719	-2,050	22,190
Apr.	-2,044	-311	171	4,887	-59	-459	2,495	5,212	3,250	7,707
May.	-23	63	-141	9,512	761	-66	10,043	-7,975	4,800	2,068
June.	-2,357	432	-842	14,294	-2,890	-432	7,773	-19,769	-9,500	-11,996
July.	738	-603	-573	3,258	966	529	4,918	-8,539	9,510	-3,621
Aug.	-543	157	-276	-29,163	-520	-512	-31,014	36,390	560	5,377
Sept.	-1,135	-97	-745	-8,265	525	-485	-10,105	25,341	13,940	15,236
Oct.	1,073	-44	-1,446	12,554	-1,444	528	11,266	-8,374	-3,500	2,892
Nov.	-2,039	-242	-608	7,899	1,173	291	6,716	1,609	2,500	8,325
Dec.	3,112	939	-7,224	-10,624	651	-312	-14,396	2,975	60	-11,421
2017 - Jan.	(2,350)	(-1,398)	(7,257)	(24,145)	(-1,355)	(922)	(33,319)	(-34,346)	(-2,920)	(-1,027)
Feb.	(-1,906)	(469)	(197)	(-10,906)	(1,136)	(-228)	(-11,707)	(20,670)	(-70)	(8,963)
Mar.	(2,449)	(248)	(-190)	(18,490)	(852)	(-60)	(21,540)	(2,172)	(-170)	(23,712)
Apr.	(1,108)	(-19)	(529)	(7,781)	(131)	(149)	(9,698)	(-3,875)	(810)	(5,823)
May.	(1,260)	(541)	(661)	(5,913)	(-277)	(..)	(7,557)	(-480)	(5,010)	(7,078)
June.	(2,465)	(-1,031)	(240)	(-254)	(-1,009)	(637)	(2,079)	(6,303)	(-5,810)	(8,381)

The Public Finances: Borrowing Requirement and Debt

Table 3
Access to data:
[TCCE0155](#)

Financing of the general government borrowing requirement: by subsector

(millions of euros)

	Central government borrowing requirements			Additional borrowing requirement of local government			Additional borrowing requirement of social security institutions	General government borrowing requirement	General government borrowing requirement net of debt settlement and privatization receipts
	<i>of which:</i>		<i>of which:</i>						
	Securities	MFI loans	Securities	MFI loans					
2015	58,261	39,092	4,251	-7,850	-5,120	-2,476	-100	50,312	56,845
2016	46,158	56,939	2,399	-4,066	-2,241	-1,345	32	42,124	42,967
2015 - July	502	402	-1,146	-1,092	-51	-982	187	-403	-386
Aug.	7,747	-15,603	119	-450	-44	-365	5	7,303	7,302
Sept.	17,986	9,089	22	-119	-40	-146	-9	17,859	18,038
Oct.	2,866	21,463	118	-555	-60	-333	-26	2,285	5,319
Nov.....	11,041	471	3,663	632	44	655	5	11,677	11,728
Dec.	-1,752	-45,861	-2,583	-4,956	-4,265	-981	-217	-6,925	-6,925
2016 - Jan.....	-5,587	21,692	-600	-270	-50	-70	462	-5,395	-5,395
Feb.	10,571	23,958	505	146	-19	326	46	10,763	10,760
Mar.....	22,149	16,483	1,269	33	-34	-11	7	22,190	22,188
Apr.	7,259	5,105	-626	395	-48	521	54	7,707	7,702
May.....	1,633	9,498	175	409	-127	562	26	2,068	2,063
June.....	-9,683	13,773	-925	-2,278	-321	-1,944	-36	-11,996	-11,967
July	-3,457	2,740	1,023	-182	-55	-58	18	-3,621	-2,844
Aug.	5,805	-29,417	-269	-363	-23	-193	-65	5,377	5,450
Sept.	14,886	-8,975	265	405	-35	302	-54	15,236	15,233
Oct.	3,969	11,157	-551	-1,072	-49	-873	-5	2,892	2,890
Nov.....	8,455	7,384	1,175	-128	-93	..	-2	8,325	8,323
Dec.	-9,841	-16,458	960	-1,161	-1,389	92	-419	-11,421	-11,436
2017 - Jan.....	(-532)	(31,451)	(-890)	(-582)	(-49)	(-555)	(88)	(-1,027)	(-1,030)
Feb.	(8,050)	(-10,696)	(83)	(901)	(-13)	(1,040)	(11)	(8,963)	(8,956)
Mar.....	(23,860)	(18,339)	(1,003)	(-151)	(-39)	(-149)	(3)	(23,712)	(23,702)
Apr.	(5,295)	(8,350)	(-383)	(497)	(-40)	(476)	(31)	(5,823)	(5,812)
May.....	(6,979)	(6,688)	(-549)	(104)	(-115)	(277)	(-4)	(7,078)	(7,064)
June.....	(10,212)	(252)	(586)	(-1,861)	(-266)	(-1,623)	(30)	(8,381)	(8,417)

The Public Finances: Borrowing Requirement and Debt

Table 4
Access to data:
[TCCE0175](#)

General government debt: by instrument

(millions of euros)

	Currency and deposits		Short-term securities	Medium and long-term securities	MFI loans	Other liabilities		General Government debt			
		of which: Post Office funds				of which: connected with EFSF loans	In foreign currency	of which:		At medium and long terms	of which: variable rate
2015	178,270	16,031	115,032	1,707,186	128,462	43,900	33,893	2,172,850	3,480	1,865,584	410,668
2016	173,376	16,176	107,026	1,765,341	129,695	42,472	33,893	2,217,910	3,436	1,927,050	412,679
2015 - July	173,564	16,043	128,014	1,729,556	128,532	42,030	33,893	2,201,695	3,503	1,888,850	420,046
Aug.	174,486	16,532	125,742	1,716,231	128,284	41,817	33,893	2,186,560	3,444	1,875,640	422,038
Sept.	173,172	16,838	123,601	1,726,221	128,153	42,371	33,893	2,193,518	3,436	1,885,803	414,598
Oct.	172,619	16,714	122,192	1,749,019	127,916	41,746	33,893	2,213,492	3,482	1,908,413	421,843
Nov.....	171,921	15,885	121,795	1,749,424	132,235	42,015	33,893	2,217,390	3,579	1,912,843	425,446
Dec.	178,270	16,031	115,032	1,707,186	128,462	43,900	33,893	2,172,850	3,480	1,865,584	410,668
2016 - Jan.....	179,844	16,668	119,573	1,724,025	128,357	43,304	33,893	2,195,102	3,459	1,882,634	413,255
Feb.	177,256	15,684	118,513	1,748,556	129,234	43,005	33,893	2,216,563	3,461	1,907,769	416,254
Mar.....	176,594	15,881	118,710	1,761,990	130,532	43,390	33,893	2,231,216	3,359	1,923,192	409,562
Apr.	174,549	15,570	118,880	1,766,361	130,473	42,931	33,893	2,233,195	3,359	1,927,601	420,269
May.....	174,526	15,633	118,739	1,776,692	131,234	42,866	33,893	2,244,057	3,412	1,938,442	428,248
June.....	172,169	16,065	117,898	1,790,158	128,344	42,433	33,893	2,251,002	3,330	1,948,847	429,401
July	172,908	15,462	117,325	1,793,659	129,310	42,962	33,893	2,256,163	3,323	1,953,640	420,011
Aug.	172,365	15,619	117,049	1,764,607	128,790	42,450	33,893	2,225,260	3,316	1,924,722	422,598
Sept.	171,230	15,522	116,303	1,754,419	129,315	41,965	33,893	2,213,232	3,308	1,914,817	414,289
Oct.	172,303	15,479	114,857	1,766,787	127,871	42,493	33,893	2,224,311	3,334	1,926,430	405,283
Nov.....	170,264	15,237	114,250	1,774,776	129,043	42,784	33,893	2,231,117	3,412	1,935,520	410,099
Dec.	173,376	16,176	107,026	1,765,341	129,695	42,472	33,893	2,217,910	3,436	1,927,050	412,679
2017 - Jan.....	(175,726)	(14,778)	(114,283)	(1,789,104)	(128,339)	(43,394)	(33,893)	(2,250,846)	(3,394)	(1,949,558)	(415,606)
Feb.	(173,820)	(15,247)	(114,480)	(1,779,200)	(129,475)	(43,167)	(33,893)	(2,240,141)	(3,426)	(1,940,286)	(420,515)
Mar.....	(176,269)	(15,494)	(114,290)	(1,796,560)	(130,326)	(43,106)	(33,893)	(2,260,551)	(3,405)	(1,958,513)	(417,908)
Apr.	(177,377)	(15,476)	(114,819)	(1,805,050)	(130,457)	(43,255)	(33,893)	(2,270,958)	(3,366)	(1,967,347)	(405,272)
May.....	(178,638)	(16,017)	(115,479)	(1,811,697)	(130,180)	(43,255)	(33,893)	(2,279,249)	(3,300)	(1,973,684)	(420,870)
June.....	(181,103)	(14,986)	(115,719)	(1,811,530)	(129,171)	(43,892)	(33,893)	(2,281,415)	(3,214)	(1,971,449)	(412,246)

The Public Finances: Borrowing Requirement and Debt

Table 5
Access to data:
[TCCE0200](#)

General government debt: by holding sector

(millions of euros)

	Bank of Italy		Other resident MFIs		Other resident financial institutions		Other residents		Non residents		General government debt
		of which: Securities		of which: Securities		of which: Securities		of which: Securities		of which: Securities	
2015	169,426	165,025	655,568	387,224	457,782	449,075	148,992	125,785	741,082	695,110	2,172,850
2016	272,514	268,081	635,525	374,979	458,269	451,039	124,925	101,619	726,678	676,649	2,217,910
2015 - July	138,328	133,943	669,621	403,230	438,984	431,992	180,440	160,365	774,321	728,041	2,201,695
Aug.	142,737	138,349	666,240	400,447	404,536	397,756	218,222	196,872	754,827	708,549	2,186,560
Sept.	149,725	145,334	662,920	398,867	438,646	431,312	175,955	154,291	766,273	720,018	2,193,518
Oct.	157,001	152,606	663,266	401,334	441,116	434,408	174,541	151,395	777,569	731,469	2,213,492
Nov.....	163,836	159,439	671,431	404,542	440,520	433,542	175,700	153,893	765,903	719,803	2,217,390
Dec.	169,426	165,025	655,568	387,224	457,782	449,075	148,992	125,785	741,082	695,110	2,172,850
2016 - Jan.....	176,079	171,675	661,272	391,747	463,651	455,539	151,932	128,491	742,168	696,146	2,195,102
Feb.	182,654	178,246	673,515	403,383	467,782	459,969	146,752	125,885	745,861	699,586	2,216,563
Mar.....	189,422	185,010	669,586	399,196	474,262	466,064	120,576	99,820	777,370	730,610	2,231,216
Apr.	198,402	193,988	674,938	406,673	466,268	458,528	139,708	118,895	753,879	707,157	2,233,195
May	209,592	205,177	679,087	410,301	462,961	455,287	134,065	113,012	758,352	711,653	2,244,057
June.....	220,552	216,134	679,427	415,173	462,667	455,425	131,306	110,687	757,050	710,636	2,251,002
July	230,432	226,004	676,317	412,712	455,547	447,776	134,954	113,726	758,914	710,765	2,256,163
Aug.	236,309	231,881	661,066	399,604	460,521	453,263	124,155	101,845	743,209	695,063	2,225,260
Sept.	244,708	240,279	653,786	393,032	455,029	448,256	123,573	101,142	736,136	688,014	2,213,232
Oct.	255,060	250,628	651,446	392,278	462,793	455,492	117,087	93,276	737,926	689,970	2,224,311
Nov.....	264,720	260,288	644,878	387,233	462,371	454,779	109,004	85,727	750,144	700,998	2,231,117
Dec.	272,514	268,081	635,525	374,979	458,269	451,039	124,925	101,619	726,678	676,649	2,217,910
2017 - Jan.....	(282,747)	278,307	(646,084)	(383,157)	(455,426)	(447,274)	(139,362)	(117,340)	(727,228)	(677,309)	(2,250,846)
Feb.	(291,844)	287,398	(651,040)	(387,424)	(454,847)	(446,922)	(128,334)	(107,708)	(714,076)	(664,228)	(2,240,141)
Mar.....	(301,729)	297,279	(663,685)	(398,001)	(459,097)	(451,232)	(123,063)	(101,411)	(712,978)	(662,928)	(2,260,551)
Apr.	(309,791)	305,337	(666,504)	(400,314)	(452,660)	(444,646)	(126,979)	(104,452)	(715,025)	(665,120)	(2,270,958)
May	(317,494)	(313,031)	(658,802)	(392,581)	(449,191)	(441,177)	(140,419)	(116,917)	(713,343)	(663,471)	(2,279,249)
June.....	(324,933)	(320,458)	(2,281,415)

The Public Finances: Borrowing Requirement and Debt

Table 6
Access to data:
[TCCE0225](#)

General government debt: by subsector

(millions of euros)

	Central government					Local	
	Unconsolidated debt	Consolidating items		Consolidated debt		Unconsolidated debt	Consolidating items
				<i>of which:</i>			
				Securities	MFI loans		
2015	2,089,073	9,258	2,079,815	1,805,224	59,294	135,826	42,905
2016	2,138,134	9,694	2,128,441	1,857,146	61,800	131,584	42,261
2015 - July	2,115,659	11,264	2,104,395	1,837,634	57,955	135,794	38,849
Aug.	2,100,924	11,217	2,089,707	1,822,084	58,073	135,340	38,848
Sept.	2,107,792	11,000	2,096,792	1,829,973	58,095	135,225	38,851
Oct.	2,128,260	10,915	2,117,344	1,851,420	58,213	134,610	38,789
Nov.	2,131,008	10,408	2,120,600	1,851,378	61,877	135,123	38,664
Dec.	2,089,073	9,258	2,079,815	1,805,224	59,294	135,826	42,905
2016 - Jan.	2,111,078	9,203	2,101,875	1,826,654	58,800	135,536	42,885
Feb.	2,132,276	9,133	2,123,143	1,850,143	59,305	135,564	42,766
Mar.	2,146,997	9,237	2,137,760	1,863,813	60,574	135,545	42,717
Apr.	2,148,539	9,249	2,139,291	1,868,403	59,947	135,856	42,634
May	2,159,008	9,292	2,149,716	1,878,718	60,122	136,019	42,387
June	2,168,540	9,565	2,158,975	1,891,663	59,197	133,378	42,024
July	2,173,640	9,341	2,164,300	1,894,646	60,220	133,203	42,030
Aug.	2,143,181	9,356	2,133,825	1,865,341	59,952	133,055	42,246
Sept.	2,130,893	9,447	2,121,446	1,854,442	60,216	133,462	42,248
Oct.	2,143,073	9,472	2,133,601	1,865,412	59,665	132,327	42,184
Nov.	2,149,993	9,458	2,140,535	1,872,884	60,840	132,067	42,051
Dec.	2,138,134	9,694	2,128,441	1,857,146	61,800	131,584	42,261
2017 - Jan.	(2,171,621)	(9,750)	(2,161,871)	(1,888,215)	(60,910)	(131,011)	(42,269)
Feb.	(2,160,142)	(9,889)	(2,150,253)	(1,878,520)	(60,993)	(131,804)	(42,161)
Mar.	(2,180,571)	(9,759)	(2,170,812)	(1,895,729)	(61,996)	(131,645)	(42,153)
Apr.	(2,190,356)	(9,666)	(2,180,690)	(1,904,787)	(61,613)	(132,051)	(42,062)
May	(2,198,657)	(9,776)	(2,188,881)	(1,912,209)	(61,064)	(132,063)	(41,970)
June	(2,202,526)	(9,649)	(2,192,877)	(1,912,547)	(61,651)	(129,722)	(41,489)

The Public Finances: Borrowing Requirement and Debt

Table 6
Access to data:
[TCCE0225](#)

government			Social security institutions			General government debt
Consolidated debt			Unconsolidated debt	Consolidating items	Consolidated debt	
of which:						
Securities	MFI loans					
92,922	16,994	69,106	114	..	114	2,172,850
89,324	15,221	67,761	146	..	146	2,217,910
96,944	19,935	70,276	355	..	355	2,201,695
96,492	19,889	69,911	361	..	361	2,186,560
96,374	19,849	69,765	352	..	352	2,193,518
95,821	19,791	69,432	326	..	326	2,213,492
96,459	19,841	70,087	331	..	331	2,217,390
92,922	16,994	69,106	114	..	114	2,172,850
92,652	16,944	69,036	575	..	575	2,195,102
92,798	16,925	69,362	622	..	622	2,216,563
92,827	16,887	69,352	629	..	629	2,231,216
93,222	16,838	69,873	683	..	683	2,233,195
93,633	16,714	70,434	709	..	709	2,244,057
91,354	16,392	68,491	673	..	673	2,251,002
91,173	16,338	68,433	691	..	691	2,256,163
90,809	16,315	68,240	626	..	626	2,225,260
91,214	16,281	68,542	571	..	571	2,213,232
90,143	16,233	67,669	567	..	567	2,224,311
90,016	16,142	67,669	565	..	565	2,231,117
89,324	15,221	67,761	146	..	146	2,217,910
(88,742)	(15,172)	(67,206)	(233)	(..)	(233)	(2,250,846)
(89,643)	(15,160)	(68,246)	(244)	(..)	(244)	(2,240,141)
(89,492)	(15,121)	(68,097)	(248)	(..)	(248)	(2,260,551)
(89,990)	(15,082)	(68,573)	(279)	(..)	(279)	(2,270,958)
(90,094)	(14,968)	(68,850)	(275)	(..)	(275)	(2,279,249)
(88,233)	(14,702)	(67,226)	(305)	(..)	(305)	(2,281,415)

The Public Finances: Borrowing Requirement and Debt

Table 7
Access to data:
[TCCE0325](#)

General government debt: by residual maturity

(millions of euros, years)

	Debt with residual maturity up to 1 year	Debt with residual maturity over 1 and up to 5 years		Debt with residual maturity over 5 years		Average residual maturity	General government debt
			of which: variable rate		of which: variable rate		
2015	498,516	715,033	210,775	959,302	153,638	7.1	2,172,850
2016	515,304	699,843	143,775	1,002,763	188,274	7.3	2,217,910
2015 - July	487,237	750,661	217,345	963,797	159,161	7.1	2,201,695
Aug.	500,987	717,440	217,339	968,133	161,151	7.1	2,186,560
Sept.	514,756	719,254	206,567	959,508	165,695	7.1	2,193,518
Oct.	530,031	716,797	196,041	966,665	165,501	7.0	2,213,492
Nov.	525,568	712,692	196,211	979,131	168,906	7.0	2,217,390
Dec.	498,516	715,033	210,775	959,302	153,638	7.1	2,172,850
2016 - Jan.	502,233	723,039	210,714	969,831	156,317	7.0	2,195,102
Feb.	535,575	691,374	210,723	989,613	159,315	7.1	2,216,563
Mar.	536,008	713,565	202,747	981,643	160,404	7.0	2,231,216
Apr.	522,094	700,186	185,715	1,010,915	171,082	7.1	2,233,195
May	534,808	695,418	185,334	1,013,831	179,325	7.1	2,244,057
June	555,749	677,929	176,688	1,017,323	181,646	7.1	2,251,002
July	539,948	686,126	176,866	1,030,089	185,261	7.1	2,256,163
Aug.	533,333	681,540	176,945	1,010,387	187,743	7.1	2,225,260
Sept.	517,326	714,359	179,523	981,547	171,350	7.2	2,213,232
Oct.	512,203	704,844	166,190	1,007,264	180,366	7.3	2,224,311
Nov.	534,025	680,149	144,111	1,016,943	185,254	7.3	2,231,117
Dec.	515,304	699,843	143,775	1,002,763	188,274	7.3	2,217,910
2017 - Jan.	(541,778)	(691,315)	(143,706)	(1,017,754)	(191,162)	(7.2)	(2,250,846)
Feb.	(527,354)	(679,480)	(143,986)	(1,033,308)	(195,716)	(7.3)	(2,240,141)
Mar.	(529,924)	(693,710)	(142,791)	(1,036,917)	(200,834)	(7.3)	(2,260,551)
Apr.	(528,615)	(714,168)	(128,876)	(1,028,175)	(205,029)	(7.3)	(2,270,958)
May	(518,067)	(716,432)	(135,872)	(1,044,751)	(213,718)	(7.3)	(2,279,249)
June	(512,321)	(723,342)	(153,367)	(1,045,752)	(200,489)	(7.4)	(2,281,415)

The Public Finances: Borrowing Requirement and Debt

Table 8

Access to data:
[TCCE0350](#)

General government debt: by original maturity, instrument, currency of denomination and residence of the creditors

(millions of euros)

	2015	2016	2016 July	2016 Aug.	2016 Sept.	2016 Oct.	2016 Nov.	2016 Dec.	2017 Jan.	2017 Feb.	2017 Mar.	2017 Apr.	2017 May	2017 June
General government debt	2,172,850	2,217,910	2,256,163	2,225,260	2,213,232	2,224,311	2,231,117	2,217,910	(2,250,846)	(2,240,141)	(2,260,551)	(2,270,958)	(2,279,249)	(2,281,415)
By maturity														
Short-term by original maturity	307,267	290,860	302,523	300,539	298,415	297,881	295,597	290,860	(301,288)	(299,855)	(302,038)	(303,611)	(305,565)	(309,966)
Currency and deposits	177,499	172,725	172,182	171,645	170,515	171,593	169,559	172,725	(175,079)	(173,178)	(175,631)	(176,743)	(178,007)	(180,475)
Debt securities	115,032	107,026	117,325	117,049	116,303	114,857	114,250	107,026	(114,283)	(114,480)	(114,290)	(114,819)	(115,479)	(115,719)
MFI loans and other liabilities	14,736	11,109	13,015	11,846	11,597	11,431	11,789	11,109	(11,927)	(12,198)	(12,117)	(12,050)	(12,079)	(13,772)
Long-term by original maturity	1,865,584	1,927,050	1,953,640	1,924,722	1,914,817	1,926,430	1,935,520	1,927,050	(1,949,558)	(1,940,286)	(1,958,513)	(1,967,347)	(1,973,684)	(1,971,449)
With payment due in one year or less	191,250	224,444	237,425	232,794	218,911	214,322	238,428	224,444	(240,490)	(227,498)	(227,886)	(225,004)	(212,502)	(202,355)
Currency and deposits	39	41	41	41	38	38	38	41	(40)	(40)	(33)	(33)	(33)	(33)
Debt securities	183,300	214,371	228,400	223,762	210,343	205,795	229,841	214,371	(230,495)	(217,464)	(219,497)	(216,597)	(204,111)	(193,857)
MFI loans and other liabilities	7,911	10,033	8,984	8,992	8,530	8,490	8,549	10,033	(9,955)	(9,995)	(8,356)	(8,374)	(8,358)	(8,465)
With payment due in more than one year	1,674,334	1,702,606	1,716,215	1,691,927	1,695,906	1,712,108	1,697,092	1,702,606	(1,709,069)	(1,712,788)	(1,730,627)	(1,742,343)	(1,761,182)	(1,769,094)
Currency and deposits	733	611	684	679	677	672	668	611	(607)	(603)	(605)	(602)	(598)	(594)
Debt securities	1,523,886	1,550,970	1,565,259	1,540,845	1,544,076	1,560,993	1,544,935	1,550,970	(1,558,610)	(1,561,736)	(1,577,063)	(1,588,453)	(1,607,586)	(1,617,674)
MFI loans and other liabilities	149,716	151,024	150,272	150,403	151,153	150,443	151,490	151,024	(149,852)	(150,449)	(152,959)	(153,288)	(152,998)	(150,826)
By instrument														
Currency and deposits	178,270	173,376	172,908	172,365	171,230	172,303	170,264	173,376	(175,726)	(173,820)	(176,269)	(177,377)	(178,638)	(181,103)
Debt securities	1,822,218	1,872,367	1,910,984	1,881,656	1,870,722	1,881,645	1,889,026	1,872,367	(1,903,387)	(1,893,680)	(1,910,850)	(1,919,869)	(1,927,176)	(1,927,249)
MFI loans and other liabilities	172,362	172,166	172,271	171,240	171,280	170,364	171,827	172,166	(171,733)	(172,641)	(173,432)	(173,712)	(173,435)	(173,063)
By currency of denomination														
Domestic currency	2,169,370	2,214,474	2,252,840	2,221,944	2,209,924	2,220,977	2,227,705	2,214,474	(2,247,453)	(2,236,715)	(2,257,147)	(2,267,592)	(2,275,949)	(2,278,200)
Foreign currency	3,480	3,436	3,323	3,316	3,308	3,334	3,412	3,436	(3,394)	(3,426)	(3,405)	(3,366)	(3,300)	(3,214)
By residence of the creditor														
Domestic creditors	1,431,768	1,491,232	1,497,249	1,482,051	1,477,096	1,486,385	1,480,973	1,491,232	(1,523,619)	(1,526,065)	(1,547,574)	(1,555,934)	(1,565,906)
Foreign creditors	741,082	726,678	758,914	743,209	736,136	737,926	750,144	726,678	(727,228)	(714,076)	(712,978)	(715,025)	(713,343)

The Public Finances: Borrowing Requirement and Debt

Table 9

Access to data:
[TCCE0375](#)

Central government debt: by original maturity, instrument, currency of denomination and residence of the creditors

(millions of euros)

	2015	2016	2016 July	2016 Aug.	2016 Sept.	2016 Oct.	2016 Nov.	2016 Dec.	2017 Jan.	2017 Feb.	2017 Mar.	2017 Apr.	2017 May	2017 June
Central government debt	2,089,073	2,138,134	2,173,640	2,143,181	2,130,893	2,143,073	2,149,993	2,138,134	(2,171,621)	(2,160,142)	(2,180,571)	(2,190,356)	(2,198,657)	(2,202,526)
By maturity														
Short-term by original maturity	299,994	284,818	295,132	293,643	291,165	291,442	289,137	284,818	(295,397)	(293,462)	(296,043)	(297,308)	(299,134)	(303,863)
Currency and deposits	177,499	172,725	172,182	171,645	170,515	171,593	169,559	172,725	(175,079)	(173,178)	(175,631)	(176,743)	(178,007)	(180,475)
Debt securities	115,057	107,106	117,339	117,064	116,316	114,868	114,262	107,106	(114,324)	(114,522)	(114,321)	(114,846)	(115,497)	(115,747)
MFI loans and other liabilities	7,439	4,988	5,611	4,934	4,334	4,982	5,317	4,988	(5,995)	(5,762)	(6,091)	(5,719)	(5,630)	(7,641)
Long-term by original maturity	1,789,079	1,853,316	1,878,508	1,849,538	1,839,728	1,851,631	1,860,856	1,853,316	(1,876,224)	(1,866,681)	(1,884,528)	(1,893,048)	(1,899,524)	(1,898,662)
With payment due in one year or less	186,966	219,519	232,689	228,062	214,445	209,900	233,930	219,519	(235,558)	(222,595)	(223,674)	(220,784)	(208,343)	(198,213)
Currency and deposits	39	41	41	41	38	38	38	41	(40)	(40)	(33)	(33)	(33)	(33)
Debt securities	182,467	213,690	227,508	222,878	209,522	205,006	228,974	213,690	(229,791)	(216,814)	(218,838)	(215,944)	(203,524)	(193,313)
MFI loans and other liabilities	4,461	5,789	5,141	5,144	4,885	4,856	4,918	5,789	(5,727)	(5,740)	(4,803)	(4,807)	(4,787)	(4,867)
With payment due in more than one year	1,602,113	1,633,797	1,645,819	1,621,476	1,625,283	1,641,731	1,626,926	1,633,797	(1,640,666)	(1,644,086)	(1,660,854)	(1,672,264)	(1,691,180)	(1,700,449)
Currency and deposits	733	611	684	679	677	672	668	611	(607)	(603)	(605)	(602)	(598)	(594)
Debt securities	1,516,959	1,546,044	1,559,141	1,534,755	1,538,050	1,555,010	1,539,105	1,546,044	(1,553,850)	(1,557,073)	(1,572,329)	(1,583,663)	(1,602,963)	(1,613,136)
MFI loans and other liabilities	84,421	87,141	85,994	86,042	86,556	86,049	87,153	87,141	(86,209)	(86,411)	(87,920)	(88,000)	(87,619)	(86,719)
By instrument														
Currency and deposits	178,270	173,376	172,908	172,365	171,230	172,303	170,264	173,376	(175,726)	(173,820)	(176,269)	(177,377)	(178,638)	(181,103)
Debt securities	1,814,482	1,866,840	1,903,987	1,874,696	1,863,889	1,874,884	1,882,341	1,866,840	(1,897,964)	(1,888,409)	(1,905,488)	(1,914,453)	(1,921,985)	(1,922,196)
MFI loans and other liabilities	96,321	97,918	96,746	96,120	95,775	95,887	97,388	97,918	(97,931)	(97,913)	(98,814)	(98,526)	(98,035)	(99,227)
By currency of denomination														
Domestic currency	2,085,754	2,134,766	2,170,432	2,139,977	2,127,699	2,139,852	2,146,696	2,134,766	(2,168,297)	(2,156,785)	(2,177,232)	(2,187,060)	(2,195,424)	(2,199,378)
Foreign currency	3,319	3,368	3,209	3,204	3,194	3,221	3,297	3,368	(3,324)	(3,358)	(3,338)	(3,296)	(3,233)	(3,148)
By residence of the creditor														
Domestic creditors	1,356,667	1,418,379	1,422,834	1,408,072	1,403,349	1,413,723	1,408,392	1,418,379	(1,451,283)	(1,452,953)	(1,474,401)	(1,482,129)	(1,492,079)
Foreign creditors	732,406	719,755	750,806	735,109	727,544	729,350	741,601	719,755	(720,338)	(707,189)	(706,170)	(708,227)	(706,579)

The Public Finances: Borrowing Requirement and Debt

Table 10
[Access to data:](#)
[TCCE0250](#)

Local government debt: by subsector and instrument

(millions of euros)

	Regions and autonomous provinces			Provinces			Municipalities			Other entities	Local government debt
	<i>of which:</i>		<i>of which:</i>		<i>of which:</i>						
	Securities	MFI	Securities	MFI	Securities	MFI					
2015	31,977	7,755	20,452	7,801	2,634	5,121	42,153	6,452	34,541	10,991	92,922
2016	31,512	6,579	21,261	7,532	2,471	5,033	40,906	6,019	33,798	9,373	89,324
2015 - July	34,256	10,585	20,048	7,873	2,697	5,122	42,835	6,644	35,222	11,981	96,944
Aug.	34,144	10,547	19,978	7,868	2,696	5,119	43,075	6,636	35,510	11,405	96,492
Sept.	34,282	10,543	19,998	7,881	2,687	5,138	42,924	6,610	35,249	11,287	96,374
Oct.	33,923	10,500	19,832	7,880	2,686	5,144	42,985	6,597	35,439	11,033	95,821
Nov.....	34,331	10,422	20,333	7,897	2,674	5,173	43,069	6,586	35,578	11,163	96,459
Dec.	31,977	7,755	20,452	7,801	2,634	5,121	42,153	6,452	34,541	10,991	92,922
2016 - Jan.....	31,361	7,742	20,019	7,781	2,621	5,116	42,095	6,426	34,622	11,416	92,652
Feb.	30,937	7,735	19,659	7,795	2,617	5,137	42,586	6,419	35,176	11,480	92,798
Mar.....	31,044	7,727	19,651	7,788	2,612	5,135	42,851	6,395	35,354	11,145	92,827
Apr.	30,986	7,693	19,743	7,795	2,609	5,147	43,068	6,382	35,688	11,372	93,222
May.....	30,993	7,593	19,870	7,779	2,598	5,147	43,487	6,369	36,137	11,374	93,633
June.....	30,827	7,452	19,695	7,697	2,554	5,113	41,893	6,232	34,628	10,938	91,354
July	30,652	7,440	19,739	7,657	2,538	5,089	41,580	6,206	34,453	11,285	91,173
Aug.	30,603	7,425	19,675	7,659	2,537	5,094	41,717	6,199	34,638	10,831	90,809
Sept.	30,939	7,421	19,806	7,630	2,533	5,069	41,994	6,174	34,846	10,651	91,214
Oct.	30,639	7,388	19,733	7,624	2,531	5,066	41,878	6,161	34,781	10,002	90,143
Nov.....	30,626	7,319	19,793	7,623	2,519	5,076	41,608	6,150	34,553	10,160	90,016
Dec.	31,512	6,579	21,261	7,532	2,471	5,033	40,906	6,019	33,798	9,373	89,324
2017 - Jan.....	(30,563)	(6,569)	(20,481)	(7,546)	(2,458)	(5,059)	(40,780)	(5,992)	(33,763)	(9,853)	(88,742)
Feb.	(30,816)	(6,564)	(20,739)	(7,524)	(2,457)	(5,039)	(41,242)	(5,986)	(34,279)	(10,062)	(89,643)
Mar.....	(30,817)	(6,559)	(20,576)	(7,503)	(2,449)	(5,027)	(41,525)	(5,961)	(34,537)	(9,646)	(89,492)
Apr.	(30,660)	(6,534)	(20,558)	(7,513)	(2,447)	(5,039)	(41,794)	(5,948)	(34,863)	(10,024)	(89,990)
May.....	(30,546)	(6,446)	(20,575)	(7,498)	(2,435)	(5,038)	(42,005)	(5,935)	(35,103)	(10,045)	(90,094)
June.....	(30,385)	(6,369)	(20,345)	(7,440)	(2,388)	(5,025)	(40,553)	(5,793)	(33,742)	(9,854)	(88,233)

The Public Finances: Borrowing Requirement and Debt

Table 11
Access to data:
[TCCE0275](#)

Local government debt: by geographical area

(millions of euros)

	North-West	North-East	Centre	South	Islands	Local government debt
2015	27,150	12,611	23,671	20,945	8,545	92,922
2016	26,141	11,696	23,180	20,041	8,267	89,324
2015 - July	27,822	12,994	24,446	22,135	9,549	96,944
Aug.	27,861	12,974	24,543	22,052	9,062	96,492
Sept.	27,805	13,034	24,622	21,816	9,097	96,374
Oct.	27,677	13,056	24,068	21,938	9,081	95,821
Nov.	27,855	12,929	24,463	21,986	9,226	96,459
Dec.	27,150	12,611	23,671	20,945	8,545	92,922
2016 - Jan.	27,605	12,655	23,285	20,503	8,604	92,652
Feb.	27,613	12,679	23,368	20,513	8,625	92,798
Mar.	27,388	12,634	23,663	20,553	8,590	92,827
Apr.	27,612	12,642	23,607	20,652	8,708	93,222
May	27,729	12,602	23,873	20,748	8,681	93,633
June	27,010	12,257	23,443	20,264	8,382	91,354
July	27,042	12,208	23,354	20,135	8,434	91,173
Aug.	26,933	12,053	23,395	20,074	8,355	90,809
Sept.	27,314	12,088	23,318	20,092	8,401	91,214
Oct.	26,751	11,986	23,104	19,966	8,337	90,143
Nov.	26,796	12,025	23,022	19,864	8,309	90,016
Dec.	26,141	11,696	23,180	20,041	8,267	89,324
2017 - Jan.	(26,078)	(11,629)	(23,272)	(19,460)	(8,303)	(88,742)
Feb.	(26,754)	(11,665)	(23,149)	(19,583)	(8,492)	(89,643)
Mar.	(26,279)	(11,651)	(23,353)	(19,801)	(8,409)	(89,492)
Apr.	(26,437)	(11,677)	(23,451)	(19,924)	(8,501)	(89,990)
May	(26,395)	(11,688)	(23,531)	(19,997)	(8,481)	(90,094)
June	(25,841)	(11,213)	(23,350)	(19,489)	(8,339)	(88,233)

The Public Finances: Borrowing Requirement and Debt

Table 12

[Access to data:](#)

[TCCE0300](#)

General government debt, deposits and other assets

(millions of euros)

	General government debt	Treasury's liquid balances						General government debt net of Treasury's liquid balances	Deposits held with resident MFIs net of liquidity transactions	Loans to EMU member States (bilateral or through EFSF)	Contribution to ESM paid-in capital
		of which:									
		Deposits held with the Bank of Italy (excluding Sinking fund)				Sinking fund for the redemption of government securities	Investments of liquidity				
		of which:									
Treasury payments account	Other deposits										
2015	2,172,850	35,706	5,194	4,752	442	513	30,000	2,137,144	26,911	43,901	14,331
2016	2,217,910	43,085	10,084	9,734	350	1	33,000	2,174,826	29,905	43,901	14,331
2015 - July	2,201,695	96,205	36,446	36,036	411	2,558	57,200	2,105,490	26,617	43,901	14,331
Aug.	2,186,560	73,717	12,459	12,048	411	2,558	58,700	2,112,843	27,006	43,901	14,331
Sept.	2,193,518	64,016	7,658	7,249	409	2,558	53,800	2,129,502	27,279	43,901	14,331
Oct.	2,213,492	81,719	25,071	24,584	487	3,948	52,700	2,131,773	29,305	43,901	14,331
Nov.	2,217,390	74,447	23,446	22,978	468	1	51,000	2,142,943	30,232	43,901	14,331
Dec.	2,172,850	35,706	5,194	4,752	442	513	30,000	2,137,144	26,911	43,901	14,331
2016 - Jan.	2,195,102	63,508	10,926	10,493	432	513	52,070	2,131,594	26,474	43,901	14,331
Feb.	2,216,563	74,674	21,591	21,183	408	513	52,570	2,141,889	27,640	43,901	14,331
Mar.	2,231,216	69,955	11,708	11,350	359	3,627	54,620	2,161,261	27,372	43,901	14,331
Apr.	2,233,195	64,742	13,371	13,021	350	2	51,370	2,168,452	27,909	43,901	14,331
May	2,244,057	72,718	26,146	25,788	358	2	46,570	2,171,339	29,905	43,901	14,331
June	2,251,002	92,487	36,415	36,070	345	2	56,070	2,158,515	29,034	43,901	14,331
July	2,256,163	101,025	54,465	54,112	352	1	46,560	2,155,138	30,982	43,901	14,331
Aug.	2,225,260	64,635	18,634	18,294	340	1	46,000	2,160,625	32,142	43,901	14,331
Sept.	2,213,232	39,294	6,745	6,369	375	490	32,060	2,173,937	31,211	43,901	14,331
Oct.	2,224,311	47,668	11,618	11,237	381	490	35,560	2,176,643	31,710	43,901	14,331
Nov.	2,231,117	46,059	12,998	12,612	386	1	33,060	2,185,058	33,451	43,901	14,331
Dec.	2,217,910	43,085	10,084	9,734	350	1	33,000	2,174,826	29,905	43,901	14,331
2017 - Jan.	(2,250,846)	(77,430)	(41,510)	41,174	(337)	..	(35,920)	(2,173,416)	(29,938)	(43,901)	(14,331)
Feb.	(2,240,141)	(56,761)	(20,755)	20,427	(328)	16	(35,990)	(2,183,380)	(31,442)	(43,901)	(14,331)
Mar.	(2,260,551)	(54,589)	(18,280)	17,903	(377)	149	(36,160)	(2,205,963)	(32,582)	(43,901)	(14,331)
Apr.	(2,270,958)	(58,463)	(22,964)	22,613	(352)	149	(35,350)	(2,212,495)	(33,872)	(43,901)	(14,331)
May	(2,279,249)	(58,943)	(28,454)	28,108	(346)	149	(30,340)	(2,220,306)	(35,311)	(43,901)	(14,331)
June	(2,281,415)	(52,640)	(16,341)	16,000	(341)	(149)	(36,150)	(2,228,775)	(35,308)	(43,901)	(14,331)

The Public Finances: Borrowing Requirement and Debt

Methodological appendix

General indications

This publication contains figures on the borrowing requirement and debt of general government and its subsectors (central government, local government and social security institutions).

The borrowing requirement does not coincide with the change in the debt mainly owing to the different ways in which Treasury's liquid balances (general government deposits held with the Bank of Italy and Treasury's investments of liquidity) are treated; in fact the borrowing requirement is obtained as the change in the debt net of Treasury's liquid balances. The borrowing requirement and the debt also differ as a consequence of the different accounting standards applied in calculating the two aggregates. In particular: a) in the borrowing requirement issues of securities apart from BOTs are valued net of issue discounts, whereas they are included in the debt at nominal value; and b) in the borrowing requirement liabilities denominated in foreign currencies are converted using the exchange rate obtaining at the transaction settlement date, whereas in the debt they are converted using the end-of-period exchange rate; c) in the borrowing requirement indexed securities are revalued at redemption, whereas for debt the revaluation is imputed periodically. The formation of the central government borrowing requirement includes transactions with other general government entities; consequently, the borrowing requirements of local government and the social security institutions corresponds exclusively to their additional financing needs with respect to those met by state transfers.

General government debt consists of all the sector's financial liabilities valued at their face value. It is consolidated between and within the subsectors. In other words it excludes liabilities that are assets, consisting of the same instruments, of entities belonging to general government, in line with the definition adopted for the European Economic and Monetary Union's excessive deficit procedure. The aggregate is calculated according to the methodological criteria established in European Council Regulation no. 479/2009 by summing the following categories of financial liabilities: currency and deposits; non-equity securities and loans. Loans from monetary financial institutions are allocated to the general government subsector the final borrower belongs to, i.e. that of the entity required to repay the loan and not that of the entity to which it is disbursed.

Table TCCE0100 provides information about the formation of the central government borrowing requirement, starting from the state budget balance calculated as the balance on a cash basis of current and capital items (except for changes in Treasury's liquid balances); borrowing transactions are thus excluded. The change in treasury accounts balance is calculated as difference between the central government borrowing requirement (calculated on the financing side), with the sign reversed, and the state budget balance. As a memorandum item the table shows the extraordinary revenues arising primarily in connection with privatizations.

Table TCCE0125 shows a breakdown of the general government borrowing requirement by instrument.

The Public Finances: Borrowing Requirement and Debt

Table TCCE0155 shows the breakdown of the general government borrowing requirement by subsector.

Table TCCE0175 shows the breakdown of general government debt by instrument along the same lines as for the borrowing requirement. Securities are divided by maturity, with an indication of the variable rate component. The share of foreign currency debt is also shown.

Table TCCE0200 shows the distribution of general government debt among the following holding sectors: Bank of Italy, other resident monetary financial institutions, resident financial institutions, other residents and non-residents.

Table TCCE0225 shows the distribution of general government debt among the different subsectors. Both the unconsolidated and the consolidated debt of each sector are reported.

Tables TCCE0250 and TCCE0275 cover local government debt. They analyze the debt by subsector (regions and autonomous provinces, provinces, municipalities and other entities) and instrument and by geographical area (north-west, north-east, centre, south and islands).

Table TCCE0300 shows general government debt together with Treasury's liquid balances (deposits held with the Bank of Italy and Treasury liquidity investments), general government deposits held with resident monetary financial institutions (net of Treasury liquidity investments), loans granted to countries belonging to the Economic and Monetary Union (both bilaterally and via the European Financial Stability Facility) and the Italian contribution to the capital of the European Stability Mechanism. The table also shows the debt net of Treasury's liquid balances.

Table TCCE0325 shows the breakdown of general government debt by residual maturity, with an indication of the variable rate component; the average residual maturity of the debt is also shown (in years).

Tables TCCE0350 and TCCE0375 show, for general government and central government respectively, the breakdown of debt by original maturity, instrument, currency and holders' residence.

In addition to this supplement, the historical series are also available in the electronic Statistical Database (BDS) in the Statistics section of the Bank of Italy's website (infostat.bancaditalia.it/inquiry).

Notes to the tables

The order of the tables in the following notes is based on their code numbers. The notes to each table are set out below, together with references to the Notes to the classification variables section where appropriate.

TCCE0100 - Formation of the central government borrowing requirement

FP.M.IT.S13.TS02.888.102.116.COV.EUR.FPBI - Tax collection accounts

The amounts shown under this heading are the

changes in the balance of taxes paid to the Treasury using the single mandate procedure and waiting to be allocated, with reference to central government taxes, Irap due to the regions and social security contributions due to INPS. A negative value indicates that the total amount allocated during the month exceeded the taxes

The Public Finances: Borrowing Requirement and Debt

and contributions actually paid to the Treasury and vice versa.

FP.M.IT.S1311.DIS.888.102.116.COV.EUR.FPBI - Privatization receipts and other extraordinary revenue

The series includes receipts deriving from the privatization of public enterprises and some items of extraordinary revenue, such as extraordinary dividends paid by public enterprises (associated with the disposal of assets; so-called super dividends) and the proceeds of the sale of UMTS licences. It also includes proceeds from the reimbursement of the financial instruments issued by banks and subscribed by the Ministry of the Economy and Finance in the context of the measures to support the financial system (Laws 2/2009 and 135/2012).

FP.M.IT.S1311.FAB.SBI3.103.115.COV.EUR.FPBI - Central Government: financing of the gross borrowing requirement

Balance of the change in central government liabilities, excluding those that are assets of general government entities, and the change in Treasury's liquid balances. State transfers to other general government entities contribute to the formation of the central government borrowing requirement. The series includes liabilities connected with loans granted to countries belonging to the Economic and Monetary Union via the European Financial Stability Facility.

FP.M.IT.S1311.TS01.888.102.116.COV.EUR.FPBI - Central Government: balance of treasury account (deficit: -)

The difference between the central government borrowing requirement (calculated on the financing side), with the sign reversed, and the state budget balance. The series consists primarily of two components: i) the balance of Treasury's receipt not yet accounted for in the state budget and payments accounted for in the state budget but not yet disbursed (with the exception of borrowing transactions); 2) the balance of receipts and payments that pass through the Treasury accounts carried out by government entities other than the state.

FP.M.IT.SBI38.BS01.888.102.116.COV.EUR.FPBI - State budget: tax revenue

Tax revenue refers to the amounts allocated each month to the relevant chapters of the state budget. It should be noted that as of 1998, with the introduction of

the unified tax payment form and the single mandate procedure, the time taxes are paid to the Treasury is not the same as the time they are allocated; in some cases amounts may be paid in one month and allocated in another. Tax revenue is not adjusted for tax refunds (included in the budget under payments) and includes VAT accruing to the European Union. The monthly figures are consistent with those published by the Ministry for the Economy and Finance in Conto riassuntivo del Tesoro, except that they are net of accounting transactions with the following regions: Sicily, Sardinia, since 2009 Friuli-Venezia Giulia and since 2012 Trentino-Alto Adige and autonomous provinces of Trento and Bolzano.

FP.M.IT.SBI38.BS07.888.102.116.COV.EUR.FPBI - State budget: balance between revenue and expenditure (deficit: -)

Balance on a cash basis of state budget current and capital items (except for changes in Treasury's liquid balances); the state budget balance excludes borrowing transactions.

TCCE0125 - Financing of the general government borrowing requirement: by instrument

FP.A.IT.S13.FAB.SBI3.103.115.COV.PGDP.FPBI - General Government: financing of the gross borrowing requirement - as a percentage of GDP

The ratios to GDP for the years before 1995 are obtained using the SEC 2010 GDP reconstruction published by Istat (available at <http://seriestoriche.istat.it/>).

FP.M.IT.S13.F2.SBI3.103.115.COV.EUR.FPBI - General Government: currency and deposits (liabilities) in domestic currency - changes

Changes in Post Office funds, coins in circulation and deposits held with the Treasury by entities outside general government. As of December 2003, following the exclusion of Cassa Depositi e Prestiti from general government, Post Office funds include only the part pertaining to Ministry for the Economy and Finance.

FP.M.IT.S13.F22OP.SBI51.103.115.COV.EUR.FPBI - General Government: investments of liquid assets - changes

The change in the amounts of operations on behalf of the Treasury (OPTES) involving the investment of Treasury funds with the banking system (Decree of the Ministry for the Economy and Finance 25391, 25

The Public Finances: Borrowing Requirement and Debt

october 2011). These operations are carried out by way of auctions or bilateral negotiation.

FP.M.IT.S13.F2BI1.S12BI19.103.115.COV.EUR.FPBI -
General Government: Change in Treasury's liquid balances

The change in the Treasury payments account (Law 483/1993 and Ministerial Decree of 19.09.2005), the sinking fund for the redemption of government securities (Law 432/1993 as amended by Decree Law 436/1994, reiterated several times and ratified by Law 110/1996), other deposits held with the Bank of Italy including time deposits, operations on behalf of the Treasury (OPTES) involving the investment of Treasury funds with the banking system (Decree of the Ministry for the Economy and Finance 25391, 25 october 2011) and, until November 1994, the Treasury's current account with the Bank of Italy and of the provisional account (Law 483/1993).

FP.M.IT.S13.F2PO.SBI3.103.115.COV.EUR.FPBI -
General Government:post office funds - changes

Change in Post Office funds. As of December 2003, following the exclusion of Cassa Depositi e Prestiti from general government, Post Office funds include only the part pertaining to Ministry for the Economy and Finance.

FP.M.IT.S13.F31.SBI3.103.115.COV.EUR.FPBI -
General Government:short-term securities - net issues

Net issues of securities with an initial maturity equal to or less than one year made by general government and not subscribed by general government entities. Gross issues are valued net of issue discounts, except for BOTs, which are included at nominal value; redemptions are included at nominal value, except for commercial paper for which the net proceeds at issuance are included. For securities denominated in foreign currencies, the conversion is made using the exchange rate obtaining on the issue/redemption date; account is also taken of possible operations of cross currency swaps.

FP.M.IT.S13.F32.SBI3.103.115.COV.EUR.FPBI -
General Government:medium and long-term securities - net issues

Net issues of securities with an initial maturity of more than one year made by general government and not subscribed by general government entities. Gross issues are valued net of issue discounts; redemptions

are included at nominal value, except for CTZs, for which the net proceeds at issuance are included. For securities denominated in foreign currencies, the conversion is made using the exchange rate obtaining on the issue/redemption date; account is also taken of possible operations of cross currency swaps. The series also includes securities issued for the settlement of past debts, those issued by former autonomous government agencies to be redeemed by the state, those issued in December 1993 to establish the Treasury payments account at the Bank of Italy pursuant to Law 483/1993 and those issued in November 1994 to consolidate the suspense account referred to in the Ministerial Decree of 15.11.1994 (76.206 trillion lire); the latter securities, initially held in the Bank of Italy's portfolio, were the subject of a bond conversion transaction in December 2002. Following the decisions of Eurostat announced on 23 May 2005, the series includes securities issued by Infrastrutture S.p.A. to finance the construction of high-speed railway infrastructure.

FP.M.IT.S13.F4.SBI2.103.115.COV.EUR.FPBI -
General Government: other financing - changes

The change in liabilities other than currency and deposits, securities and IMF loans. This item mainly includes the change in liabilities associated with: securitization transactions (for the part considered to be loan according to European statistics rules); public-private partnership (PPP); loans granted to countries belonging to the Economic and Monetary Union via the European Financial Stability Facility; assignments without recourse to non-bank financial intermediaries (following Eurostat's decision of 31 July 2012). As of December 2003, following the exclusion of Cassa depositi e prestiti S.p.A. from general government, up to August 2006 (when the Cassa depositi e prestiti has been included in the IFM sector), the series includes the loans disbursed by Cassa depositi e prestiti S.p.A. to general government (the specific-purpose loans are included net of the part not yet disbursed by Cassa Depositi e Prestiti S.p.A. and reported in the deposits in the supervisory reports).

FP.M.IT.S13.F4.SBI51.103.115.COV.EUR.FPBI -
General Government: net disbursements of loans by other monetary financial institutions

Net disbursements of loans to general government by monetary financial institutions, the European

The Public Finances: Borrowing Requirement and Debt

Investment Bank and, as of September 2006 (when Cassa Depositi e Prestiti has been included in the IFM sector), Cassa Depositi e Prestiti S.p.A. (the specific-purpose loans are included net of the part not yet disbursed by Cassa Depositi e Prestiti S.p.A. and reported in the deposits in the supervisory reports). Loans denominated in foreign currencies are converted using the exchange rate obtaining on the transaction settlement date; account is also taken of possible operations of cross currency swaps. Following the decisions of Eurostat announced on 23 May 2005, the series includes loans disbursed to Infrastrutture S.p.A. to finance the construction of high-speed railway infrastructure.

FP.M.IT.S13.FAB.SBI3.103.115.COV.EUR.FPBI -
General Government: financing of the gross borrowing requirement

Difference between the change in the general government financial liabilities (excluding those that are assets of general government entities) and the change in Treasury's liquid balances. The series includes liabilities connected with loans granted to countries belonging to the Economic and Monetary Union via the European Financial Stability Facility.

FP.M.IT.S13.MGD.SBI3.103.115.COV.EUR.FPBI -
General Government: transactions in debt instruments

The change in general government financial liabilities, excluding those that are assets of general government entities.

TCCE0155 - Financing of the general government borrowing requirement: by subsector

FP.M.IT.S13.FAB.SBI3.103.115.COV.EUR.FPBI -
General Government: financing of the gross borrowing requirement

Difference between the change in the general government financial liabilities (excluding those that are assets of general government entities) and the change in Treasury's liquid balances. The series includes liabilities connected with loans granted to countries belonging to the Economic and Monetary Union via the European Financial Stability Facility.

FP.M.IT.S1311.F3.SBI3.103.115.COV.EUR.FPBI -
Central Government: securities - net issues

Net issues of securities made by central government and not subscribed by general government

entities. Gross issues are valued net of issue, except for BOTs, which are included at nominal value; redemptions are included at nominal value, except for commercial paper and CTZs, for which the net proceeds at issuance are included. For securities denominated in foreign currencies, the conversion is made using the exchange rate obtaining on the issue/redemption date; account is also taken of possible operations of cross currency swaps. The series also includes securities issued for the settlement of past debts, those issued by former autonomous government agencies to be redeemed by the state, those issued in December 1993 to establish the Treasury payments account at the Bank of Italy pursuant to Law 483/1993 and those issued in November 1994 to consolidate the suspense account referred to in the Ministerial Decree of 15.11.1994 (76.206 trillion lire); the latter securities, initially held in the Bank of Italy's portfolio, were the subject of a bond conversion transaction in December 2002. Following the decisions of Eurostat announced on 23 May 2005, the series includes securities issued by Infrastrutture S.p.A. to finance the construction of high-speed railway infrastructure.

FP.M.IT.S1311.F4.SBI51.103.115.COV.EUR.FPBI -
Central Government: net disbursements of loans by other monetary financial institutions

Net disbursements of loans by monetary financial institutions, the European Investment Bank and, as of September 2006 (when the Cassa depositi e prestiti has been included in the IFM sector), Cassa Depositi e Prestiti S.p.A. (the specific-purpose loans are included net of the part not yet disbursed by Cassa Depositi e Prestiti S.p.A. and reported in the deposits in the supervisory reports), to be redeemed by central government. Loans denominated in foreign currencies are converted using the exchange rate obtaining on the transaction settlement date; account is also taken of possible operations of cross currency swaps. Following the decisions of Eurostat announced on 23 May 2005, the series includes loans disbursed to Infrastrutture S.p.A. to finance the construction of high-speed railway infrastructure.

FP.M.IT.S1311.FAB.SBI3.103.115.COV.EUR.FPBI -
Central Government: financing of the gross borrowing requirement

Balance of the change in central government liabilities, excluding those that are assets of general

The Public Finances: Borrowing Requirement and Debt

government entities, and the change in Treasury's liquid balances. State transfers to other general government entities contribute to the formation of the central government borrowing requirement. The series includes liabilities connected with loans granted to countries belonging to the Economic and Monetary Union via the European Financial Stability Facility.

FP.M.IT.S1313.F3.SBI3.103.115.COV.EUR.FPBI -
Local Government: securities - net issues

Net issues of securities made by local government and not subscribed by general government entities. Gross issues are valued net of issue discounts; redemptions are included at nominal value. For securities denominated in foreign currencies, the conversion is made using the exchange rate obtaining on the issue/redemption date; account is also taken of possible operations of cross currency swaps.

FP.M.IT.S1313.F4.SBI51.103.115.COV.EUR.FPBI -
Local Government: net disbursements of loans by other monetary financial institutions

Net disbursements of loans by monetary financial institutions, the European Investment Bank and, as of September 2006 (when the Cassa depositi e prestiti has been included in the IFM sector), Cassa Depositati e Prestiti S.p.A. (the specific-purpose loans are included net of the part not yet disbursed by Cassa Depositati e Prestiti S.p.A. and reported in the deposits in the supervisory reports) to be redeemed by local government. Loans denominated in foreign currencies are converted using the exchange rate obtaining on the transaction settlement date; account is also taken of possible operations of cross currency swaps.

FP.M.IT.S1313.FAB.SBI3.103.115.COV.EUR.FPBI -
Local Government: financing of the additional gross borrowing requirements after consolidation

Change in local government liabilities, excluding those that are assets of general government entities. It reflects exclusively the need for additional financing with respect to that provided by state transfers.

FP.M.IT.S1314.FAB.SBI3.103.115.COV.EUR.FPBI -
Social security institutions: financing of the additional gross borrowing requirement after consolidation

Change in social security institutions liabilities, excluding those that are assets of general government entities. It reflects exclusively the need for additional

financing with respect to that provided by state transfers.

TCCE0175 - General government debt: by instrument

FP.M.IT.S13.F2.SBI3.101.112.FAV.EUR.EDP - General Government: currency and deposits (liabilities) in domestic currency

Post Office funds, coins in circulation and deposits held with the Treasury by entities outside general government. As of December 2003, following the exclusion of Cassa Depositati e Prestiti from general government, Post Office funds include only the part pertaining to Ministry for the Economy and Finance. This comprises ordinary and fixed-term post office savings certificates, and Post Office current accounts. Following the decisions of Eurostat announced on 23 May 2005, the series includes the prepayments of taxes by tax collection agencies (Decree Law 341/2003 ratified by Law 31/2004 and Decree Law 282/2004 ratified by Law 307/2004).

FP.M.IT.S13.F2PO.SBI3.101.112.FAV.EUR.EDP -
General Government: post office funds

As of December 2003, following the exclusion of Cassa depositati e prestiti from general government, Post Office funds include only the part pertaining to Ministry for the Economy and Finance. This comprises ordinary and fixed-term post office savings certificates, and Post Office current accounts.

FP.M.IT.S13.F31.SBI3.101.112.FAV.EUR.EDP -
General Government: short-term securities

Securities with an initial maturity equal to or less than one year issued by general government and not subscribed by general government entities. The securities are included at nominal value. For securities denominated in foreign currencies, the conversion is made using the end-of-period exchange rate. Account is also taken of swaps.

FP.M.IT.S13.F32.SBI3.101.112.FAV.EUR.EDP -
General Government: medium and long-term securities

Securities with an initial maturity of more than one year issued by general government and not subscribed by general government entities. The securities are included at nominal value. For securities denominated in foreign currencies, the conversion is made using the end-of-period exchange rate. Account is also taken of swaps. The series also includes securities issued for

The Public Finances: Borrowing Requirement and Debt

the settlement of past debts, those issued by former autonomous government agencies to be redeemed by the state and those issued in December 1993 to establish the Treasury payments account at the Bank of Italy pursuant to Law 483/1993 and those issued in November 1994 to consolidate the suspense account referred to in the Ministerial Decree of 15.11.1994 (76.206 trillion lire); the latter securities, initially held in the Bank of Italy's portfolio, were the subject of a bond conversion transaction in December 2002. Following the decisions of Eurostat announced on 23 May 2005, the series includes securities issued by Infrastrutture S.p.A. to finance the construction of high-speed railway infrastructure.

FP.M.IT.S13.F4.SBI2.101.112.FAV.EUR.EDP - General Government: other liabilities

Liabilities to the Bank of Italy and the proceeds of securitizations for the part considered to be loans according to the criteria established by Eurostat. As of December 2003, following the exclusion of Cassa Depositi e Prestiti S.p.A. from general government, up to August 2006, the series includes the loans disbursed by Cassa Depositi e Prestiti S.p.A. to general government net of the part of the specific purpose loans not yet disbursed and included in the deposits in the supervisory reports. The series also includes liabilities connected with loans granted to countries belonging to the Economic and Monetary Union via the European Financial Stability Facility and following Eurostat's decision of 31 July 2012, as of December 1997, the series includes assignments without recourse to non-bank financial intermediaries.

FP.M.IT.S13.F4.SBI51.101.112.FAV.EUR.EDP - General Government: loans from other monetary financial institutions

Loans disbursed to general government by resident monetary financial institutions, the European Investment Bank and, as of September 2006, Cassa Depositi e Prestiti S.p.A.. Loans denominated in foreign currencies are converted using the end-of-period exchange rate. Following the decisions of Eurostat announced on 23 May 2005, the series includes loans raised by Infrastrutture S.p.A. to finance the construction of high-speed railway infrastructure, net of the part of the specific-purpose loans not yet disbursed

by Cassa Depositi e Prestiti S.p.A. and included in the deposits in the supervisory reports.

FP.M.IT.S13.MGD.SBI3.101.112.FAV.EUR.EDP - General Government: gross debt

The sum of general government financial liabilities, excluding those that are assets of general government entities. The aggregate is calculated according to the methodological criteria established in European Council Regulation no. 479/2009.

FP.M.IT.S13.MGD01.SBI3.101.112.FAV.EUR.EDP - General Government: gross debt with initial maturity > 1 year

The sum of general government financial liabilities with initial maturity of more than one year, excluding those that are assets of general government entities. The aggregate is calculated according to the methodological criteria established in European Council Regulation no. 479/2009.

FP.M.IT.S13.MGD02.SBI3.101.112.FAV.EUR.EDP - General Government: other variable interest rate instruments with initial maturity over 1 year

The sum of general government variable rate financial liabilities with initial maturity of more than one year, excluding those that are assets of general government entities. The aggregate is calculated according to the methodological criteria established in European Council Regulation no. 479/2009.

FP.M.IT.S13.MGD04.SBI3.101.112.FAV.EUR.EDP - General Government: gross debt denominated in foreign currencies

The sum of general government financial liabilities denominated in foreign currency, excluding those that are assets of entities belonging to the same sector. The aggregate is calculated in accordance with the methods laid down in Council Regulation (EC) No. 479/2009.

FP.M.IT.S1311.F4.S2BI15.101.112.FAV.EUR.EDP - Central Government: liabilities connected with medium and long-term loans in domestic currency from European Financial Stability Facility (EFSF)

Liabilities connected with loans granted to countries belonging to the Economic and Monetary Union via the European Financial Stability Facility.

The Public Finances: Borrowing Requirement and Debt

TCCE0200 - General government debt: by holding sector

FP.M.IT.S13.F3.S121.101.112.FAV.EUR.EDP - General Government: securities held by Central bank

The share of securities issued by general government held by the Bank of Italy. The series includes the securities acquired by the Bank of Italy under the Securities market programme (SMP) and the Public sector purchase programme (PSPP).

FP.M.IT.S13.F3.S12BI1.101.112.FAV.EUR.EDP - General Government: securities held by other monetary financial institutions

The share of securities issued by general government held by other monetary financial institutions.

FP.M.IT.S13.F3.S12BI2.101.112.FAV.EUR.EDP - General Government: securities held by other financial institutions

The share of securities issued by general government held by other financial institutions.

FP.M.IT.S13.F3.S2.101.112.FAV.EUR.EDP - General Government: securities held by non-residents

The share of general government securities held by non-residents. The aggregate is partly estimated on the basis of information contained in the Balance of payment report. As of December 2008, the data are collected on a security-by-security basis, at nominal value and include securities subscribed by the Eurosystem, apart from those held by the Bank of Italy, under the Securities market programme (SMP) and the Public sector purchase programme (PSPP).

FP.M.IT.S13.F3.SBI1.101.112.FAV.EUR.EDP - General Government: securities held by other residents

The share of general government securities held by other residents not belonging to general government. The aggregate is calculated as a residual.

FP.M.IT.S13.MGD.S121.101.112.FAV.EUR.EDP - General Government: gross debt held by Central bank

The share of general government financial liabilities held by the Bank of Italy. The aggregate is calculated according to the methodological criteria established in European Council Regulation no. 479/2009.

FP.M.IT.S13.MGD.S12BI1.101.112.FAV.EUR.EDP - General Government: gross debt held by other monetary financial institutions

The share of general government financial liabilities held by other monetary financial institutions. The aggregate is calculated according to the methodological criteria established in European Council Regulation no.479/2009.

FP.M.IT.S13.MGD.S12BI2.101.112.FAV.EUR.EDP - General Government: gross debt held by other financial institutions

The share of general government financial liabilities held by other financial institutions. The aggregate is calculated according to the methodological criteria established in European Council Regulation no. 479/2009.

FP.M.IT.S13.MGD.S2.101.112.FAV.EUR.EDP - General Government: gross debt held by non-residents

The share of general government financial liabilities held by non-residents. The aggregate is partly estimated on the basis of information contained in reports for the calculation of the Balance of payment; it includes liabilities connected with loans granted to countries belonging to EMU via the European Financial Stability Facility. The aggregate is calculated according to the methodological criteria established in European Council Regulation no. 479/2009. As of December 2008, the data are collected on a security-by-security basis, at nominal value and include securities subscribed by the Eurosystem, apart from those held by the Bank of Italy, under the Securities market programme (SMP) and the Public sector purchase programme (PSPP).

FP.M.IT.S13.MGD.SBI1.101.112.FAV.EUR.EDP - General Government: gross debt held by other residents

The share of general government financial liabilities held by other residents not belonging to general government. The aggregate is calculated as a residual according to the methodological criteria established in European Council Regulation no. 479/2009.

FP.M.IT.S13.MGD.SBI3.101.112.FAV.EUR.EDP - General Government: gross debt

The sum of general government financial liabilities, excluding those that are assets of general government entities. The aggregate is calculated according to the

The Public Finances: Borrowing Requirement and Debt

methodological criteria established in European Council Regulation no. 479/2009.

TCCE0225 - General government debt: by subsector

FP.M.IT.S13.MGD.SBI3.101.112.FAV.EUR.EDP -
General Government: gross debt

The sum of general government financial liabilities, excluding those that are assets of general government entities. The aggregate is calculated according to the methodological criteria established in European Council Regulation no. 479/2009.

FP.M.IT.S1311.F3.SBI3.101.112.FAV.EUR.EDP -
Central Government: securities

Securities issued by central government and not subscribed by general government entities. They are included at nominal value. For securities denominated in foreign currencies, the conversion is made using the end-of-period exchange rate. Account is also taken of swaps. The series also includes securities issued for the settlement of past debts, those issued by former autonomous government agencies to be redeemed by the state and those issued in December 1993 to establish the Treasury payments account at the Bank of Italy pursuant to Law 483/1993 and those issued in November 1994 to consolidate the suspense account referred to in the Ministerial Decree of 15.11.1994 (76.206 trillion lire); the latter securities, initially held in the Bank of Italy's portfolio, were the subject of a bond conversion transaction in December 2002. Following the decisions of Eurostat announced on 23 May 2005, the series includes securities issued by Infrastrutture S.p.A. to finance the construction of high-speed railway infrastructure.

FP.M.IT.S1311.F4.SBI51.101.112.FAV.EUR.EDP -
Central Government: loans from other monetary financial institutions

Loans disbursed by resident monetary financial institutions, the European Investment Bank and, as of September 2006, Cassa Depositi e Prestiti S.p.A. to be redeemed by the state. Loans denominated in foreign currencies are converted using the end-of-period exchange rate. Following the decisions of Eurostat announced on 23 May 2005, the series loans raised by Infrastrutture S.p.A. to finance the construction of high-speed railway infrastructure, net of the part of the specific-purpose loans not yet disbursed by Cassa

Depositi e Prestiti S.p.A. and included in the deposits in the supervisory reports.

FP.M.IT.S1311.MGD.S13BI1.101.112.FAV.EUR.EDP -
Central Government: consolidating items

Central government financial liabilities that are assets of entities belonging to other subsectors of general government. The aggregate is calculated according to the methodological criteria established in European Council Regulation no. 479/2009.

FP.M.IT.S1311.MGD.SBI3.101.112.FAV.EUR.EDP -
Central Government: gross debt

The sum of central government financial liabilities, excluding those that are assets of general government entities. The aggregate is calculated according to the methodological criteria established in European Council Regulation no. 479/2009.

FP.M.IT.S1311.MGD.SBI4.101.112.FAV.EUR.EDP -
Central Government: unconsolidated gross debt

The sum of central government financial liabilities (excluding those held by that subsector), including those that are assets of entities belonging to the other subsectors of general government. The aggregate is calculated according to the methodological criteria established in European Council Regulation no. 479/2009.

FP.M.IT.S1313.F3.SBI3.101.112.FAV.EUR.EDP - Local Government: securities

Securities issued by local government and not subscribed by general government entities. They are included at nominal value. For securities denominated in foreign currencies, the conversion is made using the end-of-period exchange rate. Account is also taken of swaps.

FP.M.IT.S1313.F4.SBI51.101.112.FAV.EUR.EDP -
Local Government: loans from other monetary financial institutions

Loans disbursed by resident monetary financial institutions, the European Investment Bank and, as of September 2006, Cassa Depositi e Prestiti S.p.A. to be redeemed by local government. Loans denominated in foreign currencies are converted using the end-of-period exchange rate, net of the part of the specific-purpose loans not yet disbursed by Cassa Depositi e Prestiti S.p.A. and included in the deposits in the

The Public Finances: Borrowing Requirement and Debt

supervisory reports.

FP.M.IT.S1313.MGD.S13BI2.101.112.FAV.EUR.EDP -
Local Government: consolidating items

Local government financial liabilities that are assets of entities belonging to the other subsectors of general government. The aggregate is calculated according to the methodological criteria established in European Council Regulation no. 479/2009.

FP.M.IT.S1313.MGD.SBI3.101.112.FAV.EUR.EDP -
Local Government: gross debt

The sum of local government financial liabilities, excluding those that are assets of general government entities. The aggregate is calculated according to the methodological criteria established in European Council Regulation no. 479/2009.

FP.M.IT.S1313.MGD.SBI5.101.112.FAV.EUR.EDP -
Local Government: unconsolidated gross debt

The sum of local government financial liabilities (excluding those held by that subsector), including those that are assets of entities belonging to the other subsectors of general government. The aggregate is calculated according to the methodological criteria established in European Council Regulation no. 479/2009.

FP.M.IT.S1314.MGD.S13BI3.101.112.FAV.EUR.EDP -
Social security funds: consolidating items

Financial liabilities of social security institutions that are assets of entities belonging to the other subsectors of general government. The aggregate is calculated according to the methodological criteria established in European Council Regulation no. 479/2009.

FP.M.IT.S1314.MGD.SBI3.101.112.FAV.EUR.EDP -
Social security institutions: gross debt

The sum of the financial liabilities of social security institutions, excluding those that are assets of general government entities. The aggregate is calculated according to the methodological criteria established in European Council Regulation no. 479/2009.

FP.M.IT.S1314.MGD.SBI6.101.112.FAV.EUR.EDP -
Social security institutions: unconsolidated gross debt

The sum of the financial liabilities of social security institutions (excluding those held by that subsector), including those that are assets of entities belonging to

the other subsectors of general government. The aggregate is calculated according to the methodological criteria established in European Council Regulation no. 479/2009.

TCCE0250 - Local government debt: by subsector and instrument

FP.M.IT.173.F3.SBI3.101.112.FAV.EUR.EDP -
Municipalities: securities

Securities issued by municipalities and unions of municipalities and not subscribed by general government entities. For securities denominated in foreign currencies, the conversion is made using the end-of-period exchange rate. Account is also taken of swaps.

FP.M.IT.173.F4.SBI51.101.112.FAV.EUR.EDP -
Municipalities: loans from other monetary financial institutions and CDP SpA

Loans disbursed by resident monetary financial institutions, Depositi e Prestiti S.p.A. and the European Investment Bank to be redeemed by municipalities and unions of municipalities. Loans denominated in foreign currencies are converted using the end-of-period exchange rate, net of the part of the specific-purpose loans not yet disbursed by Cassa Depositi e Prestiti S.p.A. and included in the deposits in the supervisory reports.

FP.M.IT.173.MGD.SBI3.101.112.FAV.EUR.EDP -
Municipalities: gross debt

The sum of the financial liabilities of municipalities and unions of municipalities excluding those that are assets of general government entities. The aggregate is calculated according to the methodological criteria established in European Council Regulation no. 479/2009.

FP.M.IT.S1313.MGD.SBI3.101.112.FAV.EUR.EDP -
Local Government: gross debt

The sum of local government financial liabilities, excluding those that are assets of general government entities. The aggregate is calculated according to the methodological criteria established in European Council Regulation no. 479/2009.

FP.M.IT.S13BI27.F3.SBI3.101.112.FAV.EUR.EDP -
Regions and autonomous Provinces: securities

Securities issued by regions and not subscribed by

The Public Finances: Borrowing Requirement and Debt

general government entities. They are included at nominal value. For securities denominated in foreign currencies, the conversion is made using the end-of-period exchange rate. Account is also taken of swaps.

FP.M.IT.S13BI27.F4.SBI51.101.112.FAV.EUR.EDP -
Regions and autonomous: loans from other monetary financial institutions and CDP SpA

Loans disbursed by resident monetary financial institutions, Cassa Depositi e Prestiti S.p.A. and the European Investment Bank to be redeemed by regions. Loans denominated in foreign currencies are converted using the end-of-period exchange rate, net of the part of the specific-purpose loans not yet disbursed by Cassa Depositi e Prestiti S.p.A. and included in the deposits in the supervisory reports.

FP.M.IT.S13BI27.MGD.SBI3.101.112.FAV.EUR.EDP -
Regions and autonomous Provinces: gross debt

The sum of the financial liabilities of regions, excluding those that are assets of general government entities. The aggregate is calculated according to the methodological criteria established in European Council Regulation no.479/2009. The series also includes the liabilities in connection with securitizations of receivables from health-sector bodies.

FP.M.IT.S13BI28.F3.SBI3.101.112.FAV.EUR.EDP -
Provinces: securities

Securities issued by provinces and metropolitan areas and not subscribed by general government entities. For securities denominated in foreign currencies, the conversion is made using the end-of-period exchange rate. Account is also taken of swaps.

FP.M.IT.S13BI28.F4.SBI51.101.112.FAV.EUR.EDP -
Provinces: loans from other monetary financial institutions and CDP SpA

Loans disbursed by resident monetary financial institutions, Depositi e Prestiti S.p.A. and the European Investment Bank to be redeemed by provinces and metropolitan areas. Loans denominated in foreign currencies are converted using the end-of-period exchange rate, net of the part of the specific-purpose loans not yet disbursed by Cassa Depositi e Prestiti S.p.A. and included in the deposits in the supervisory reports.

FP.M.IT.S13BI28.MGD.SBI3.101.112.FAV.EUR.EDP -
Provinces: gross debt

The sum of the financial liabilities of provinces and metropolitan areas excluding those that are assets of general government entities. The aggregate is calculated according to the methodological criteria established in European Council Regulation no. 479/2009.

FP.M.IT.S13BI29.MGD.SBI3.101.112.FAV.EUR.EDP -
Other Local Government: gross debt

The sum of the financial liabilities of other local government entities, excluding those that are assets of general government entities. The aggregate is calculated according to the methodological criteria established in European Council Regulation no. 479/2009.

TCCE0275 - Local government debt: by geographical area

FP.M.IT.S1313.MGD.SBI3.101.112.FAV.EUR.EDP -
Local Government: gross debt

The sum of local government financial liabilities, excluding those that are assets of general government entities. The aggregate is calculated according to the methodological criteria established in European Council Regulation no. 479/2009.

FP.M.ITC.S1313.MGD.SBI3.101.112.FAV.EUR.EDP -
North-West: gross debt

The sum of the financial liabilities of local government entities located in the North-West, excluding those that are assets of general government entities. The aggregate is calculated according to the methodological criteria established in European Council Regulation no. 479/2009.

FP.M.ITF.S1313.MGD.SBI3.101.112.FAV.EUR.EDP -
South: gross debt

The sum of the financial liabilities of local government entities located in the South, excluding those that are assets of general government entities. The aggregate is calculated according to the methodological criteria established in European Council Regulation no. 479/2009.

FP.M.ITG.S1313.MGD.SBI3.101.112.FAV.EUR.EDP -
Islands: gross debt

The sum of the financial liabilities of local

The Public Finances: Borrowing Requirement and Debt

government entities located in the Islands, excluding those that are assets of general government entities. The aggregate is calculated according to the methodological criteria established in European Council Regulation no. 479/2009.

FP.M.ITH.S1313.MGD.SBI3.101.112.FAV.EUR.EDP - North-East: gross debt

The sum of the financial liabilities of local government entities located in the North-East, excluding those that are assets of general government entities. The aggregate is calculated according to the methodological criteria established in European Council Regulation no. 479/2009.

FP.M.ITI.S1313.MGD.SBI3.101.112.FAV.EUR.EDP - Centre: gross debt

The sum of the financial liabilities of local government entities located in the Centre, excluding those that are assets of general government entities. The aggregate is calculated according to the methodological criteria established in European Council Regulation no. 479/2009.

TCCE0300 - General government debt, deposits and other assets

FP.M.IT.S13.F22DI.S121.101.111.FAV.EUR.FPBI - Treasury payments account

The Treasury payments account (Law 483/1993).

FP.M.IT.S13.F22FA.S121.101.111.FAV.EUR.FPBI - Sinking fund for the redemption of Government securities

The sinking fund for the redemption of government securities (Law 432/1993 as amended by Decree Law 436/1994, reiterated several times and ratified by Law 110/1996). In January 2015 the fund account and the available balance were transferred from Banca d'Italia to Cassa Depositi e Prestiti Spa (Law 190/2014).

FP.M.IT.S13.F22OP.SBI51.101.111.FAV.EUR.FPBI - General Government: investments of liquid assets

The amounts generated by OPTES operations involving Treasury liquidity investments with the banking system under the new system for managing the Treasury's liquidity on deposit with the Bank of Italy. These operations are carried out by way of auctions or bilateral negotiation. (Ministry Decree 25391 of 25 October 2011).

FP.M.IT.S13.F2AL.S121.101.111.FAV.EUR.FPBI - General Government: other deposits held with Bank of Italy

Other time deposits. Consists mainly of the Treasury's current account, instituted under the convention between the Bank of Italy and the counterparties admitted to the operations on behalf of the Treasury (OPTES) (Decree of the Ministry for the Economy and Finance 25391, 25 October 2011).

FP.M.IT.S13.F2BI1.S121.101.111.FAV.EUR.FPBI - General Government: deposits held with Central bank

Consists mainly of the Treasury payments account (Law 483/1993 and Ministerial Decree of 19.09.2005), the sinking fund for the redemption of government securities (Law 432/1993 as amended by Decree Law 436/1994, reiterated several times and ratified by Law 110/1996) and other time deposits.

FP.M.IT.S13.F2BI1.S12BI1.101.111.FAV.EUR.FPBI - General Government: deposits held with other resident monetary financial institutions net of investments of liquid assets

The sum of general government deposits held with resident monetary financial institutions. Does not include OPTES operations involving Treasury liquidity investments with resident institutions, part of the specific-purpose loans not yet disbursed by Cassa Depositi e Prestiti S.p.A. and sinking fund for the redemption of government securities.

FP.M.IT.S13.F2BI1.S12BI19.101.111.FAV.EUR.FPBI - General Government: Treasury's liquid balances

Consists of the Treasury payments account (Law 483/1993 and Ministerial Decree of 19.09.2005), the sinking fund for the redemption of government securities (Law 432/1993 as amended by Decree Law 436/1994, reiterated several times and ratified by Law 110/1996), other time deposits, operations on behalf of the Treasury (OPTES) involving the investment of Treasury funds with the banking system (Decree of the Ministry for the Economy and Finance 25391, 25 October 2011) and, until November 1994, the Treasury's current account with the Bank of Italy and a suspense account (Law 483/1993).

FP.M.IT.S13.F2BI3.S121.101.111.FAV.EUR.FPBI - General Government: deposits held with Central bank (excluding sinking Fund)

Consists mainly of the Treasury payments account

The Public Finances: Borrowing Requirement and Debt

(Law 483/1993 and Ministerial Decree of 19.09.2005) and other time deposits.

FP.M.IT.S13.MGD.SBI3.101.112.FAV.EUR.EDP -
General Government: gross debt

The sum of general government financial liabilities, excluding those that are assets of general government entities. The aggregate is calculated according to the methodological criteria established in European Council Regulation no. 479/2009.

FP.M.IT.S13.MGD03.SBI3.101.112.FAV.EUR.EDP -
General government: debt net of Treasury's liquid balances

The sum of the financial liabilities of general government, excluding those that are assets of general government entities, net of deposits held with the Bank of Italy and OPTES operations involving the Treasury liquidity investments with the banking system. The aggregate is calculated according to the methodological criteria established in European Council Regulation no. 479/2009.

FP.M.IT.S1311.F4.S211.101.111.FAV.EUR.EDP -
Central Government: liabilities connected with loans to EMU member states (bilateral or through the European Financial Stability Facility - EFSF)

Liabilities connected with loans granted to countries belonging to the Economic and Monetary Union both bilaterally and via the European Financial Stability Facility.

FP.M.IT.S1311.F5.S212.101.111.FAV.EUR.FPBI -
Central Government: participation in the capital by European Stability Mechanism (ESM)

Participation in the capital of the European Stability Mechanism (ESM). The ESM's capital amounts to 700 billion, of which 80 billion to be paid up by the participating Member States not later than the end of the first half of 2014; the remaining part consists of callable capital.

TCCE0325 - General government debt: by residual maturity

FP.M.IT.S13.MGD.SBI3.101.112.FAV.EUR.EDP -
General Government: gross debt

The sum of general government financial liabilities, excluding those that are assets of general government entities. The aggregate is calculated according to the methodological criteria established in European

Council Regulation no. 479/2009.

FP.M.IT.S13.MGD05.SBI3.101.112.FAV.EUR.EDP -
General Government: gross debt with residual maturity up to 1 year

The sum of local government financial liabilities, excluding those that are assets of general government entities. The aggregate is calculated according to the methodological criteria established in European Council Regulation no. 479/2009.

FP.M.IT.S13.MGD06.SBI3.101.112.FAV.EUR.EDP -
General Government: gross debt with residual maturity over 1 and up to 5 years

The sum of general government financial liabilities with residual maturity of between 1 and 5 years, excluding those that are assets of general government entities. Until November 2008 the residual maturity of the loans is estimated on the basis of that of the securities; until August 2010 the residual maturity of the loans disbursed by Cassa Depositi e Prestiti is estimated on the basis of that of the loans of MFIs. The aggregate is calculated according to the methodological criteria established in European Council Regulation no. 479/2009.

FP.M.IT.S13.MGD07.SBI3.101.112.FAV.EUR.EDP -
General Government: gross debt with residual maturity over 5 years

The sum of general government financial liabilities with residual maturity of more than 5 years, excluding those that are assets of general government entities. Until November 2008 the residual maturity of the loans is estimated on the basis of that of the securities; until August 2010 the residual maturity of the loans disbursed by Cassa Depositi e Prestiti is estimated on the basis of that of the loans of MFIs. The aggregate is calculated according to the methodological criteria established in European Council Regulation no. 479/2009.

FP.M.IT.S13.MGD08.SBI3.101.112.FAV.EUR.EDP -
General Government: variable interest rate instruments with residual maturity over 1 and up to 5 years

The sum of general government variable rate financial liabilities with residual maturity of between 1 and 5 years, excluding those that are assets of general government entities. Until November 2008 the residual maturity of the loans is estimated on the basis of that of the securities; until August 2010 the residual maturity of

The Public Finances: Borrowing Requirement and Debt

the loans disbursed by Cassa Depositi e Prestiti is estimated on the basis of that of the loans of MFIs. The aggregate is calculated according to the methodological criteria established in European Council Regulation no. 479/2009.

FP.M.IT.S13.MGD09.SBI3.101.112.FAV.EUR.EDP - General Government: variable interest rate instruments with residual maturity over 5 years

The sum of general government variable rate financial liabilities with residual maturity of more than 5 years, excluding those that are assets of general government entities. Until November 2008 the residual maturity of the loans is estimated on the basis of that of the securities; until August 2010 the residual maturity of the loans disbursed by Cassa Depositi e Prestiti is estimated on the basis of that of the loans of MFIs. The aggregate is calculated according to the methodological criteria established in European Council Regulation no. 479/2009.

FP.M.IT.S13.MGD10.SBI3.101.112.FAV.AA.EDP - General Government: average residual maturity of gross debt

The average residual maturity in years of general government financial liabilities, excluding those that are assets of general government entities. Until November 2008 the residual maturity of the loans is estimated on the basis of that of the securities; until August 2010 the residual maturity of the loans disbursed by Cassa Depositi e Prestiti is estimated on the basis of that of the loans of MFIs. The aggregate is calculated according to the methodological criteria established in European Council Regulation no. 479/2009.

TCCE0350 - Gross general government debt: by original maturity, instrument, currency of denomination and residence of the creditors

FP.M.IT.S13.F2.SBI3.101.112.FAV.EUR.EDP - General Government: currency and deposits (liabilities) in domestic currency

Post Office funds, coins in circulation and deposits held with the Treasury by entities outside general government. As of December 2003, following the exclusion of Cassa Depositi e Prestiti from general government, Post Office funds include only the part pertaining to Ministry for the Economy and Finance. This comprises ordinary and fixed-term post office savings certificates, and Post Office current accounts.

Following the decisions of Eurostat announced on 23 May 2005, the series includes the prepayments of taxes by tax collection agencies (Decree Law 341/2003 ratified by Law 31/2004 and Decree Law 282/2004 ratified by Law 307/2004).

FP.M.IT.S13.F2R00.SBI3.101.112.FAV.EUR.EDP - General Government: short-term currency and deposits

Coins in circulation, deposits with the Treasury of non-general-government bodies and post office funds except for fixed-term post office savings certificates and post office savings-book time deposits. As of December 2003, following the exit of Cassa Depositi e Prestiti from the general government sector, post office funds include only the portion pertaining to the Ministry for the Economy and Finance. It includes ordinary post office savings certificates and post office current accounts. Following Eurostat's decision of 23 May 2005, the series includes the deposits made in advance by tax collection agents (Decree Law 341/2003, converted into Law 31/2004 and Decree Law 282/2004, converted into Law 307/2004).

FP.M.IT.S13.F2R01.SBI3.101.112.FAV.EUR.EDP - General Government: medium and long-term currency and deposits with payment due in less than one year

The portion pertaining to the Ministry for the Economy and Finance of post office savings-book time deposits and fixed-term post office savings certificates with a residual maturity of one year or less.

FP.M.IT.S13.F2R02.SBI3.101.112.FAV.EUR.EDP - General Government: medium and long-term currency and deposits with payment due in more than one year

The portion pertaining to the Ministry for the Economy and Finance of post office savings-book time deposits and fixed-term post office savings certificates with a residual maturity of more than one year.

FP.M.IT.S13.F3.SBI3.101.112.FAV.EUR.EDP - General Government: debt securities

Debt securities issued by general government and not taken up by entities belonging to the same sector. The securities are valued at par. For securities denominated in currencies other than the euro, the translation is made using the end-of-period exchange rate. Swaps are taken into consideration. The series includes securities issued in repayment of past debts, those issued by the former autonomous agencies,

The Public Finances: Borrowing Requirement and Debt

which are repaid from the budget, those issued in 1993 to set up the Treasury's current account with the central bank in accordance with Law 483/1993, and those issued in November 1994 in connection with the conversion of the temporary Treasury account pursuant to Ministerial Decree of 15/11/1994 (76,206 billion lire). The latter, which were initially held in the Bank of Italy's portfolio, were the subject of a bond conversion transaction in December 2002. Following Eurostat's decision of 23 May 2005, the series includes the securities issued by Infrastrutture S.p.A. to finance high-speed railway investments.

FP.M.IT.S13.F31.SBI3.101.112.FAV.EUR.EDP -
General Government: short-term securities

Securities with an initial maturity equal to or less than one year issued by general government and not subscribed by general government entities. The securities are included at nominal value. For securities denominated in foreign currencies, the conversion is made using the end-of-period exchange rate. Account is also taken of swaps.

FP.M.IT.S13.F32R01.SBI3.101.112.FAV.EUR.EDP -
General Government: medium and long-term debt securities with payment due in less than one year

Securities with an original maturity of more than one year and a residual maturity of one year or less issued by general government, excluding those taken up by entities belonging to the same sector. The securities are valued at par. For securities denominated in currencies other than the euro, the translation is made using the end-of-period exchange rate. Swaps are taken into consideration.

FP.M.IT.S13.F32R02.SBI3.101.112.FAV.EUR.EDP -
General Government: medium and long-term debt securities with payment due in more than one year

Securities with a residual maturity of more than one year issued by general government, excluding those taken up by entities belonging to the same sector. The securities are valued at par. For securities denominated in currencies other than the euro, the translation is made using the end-of-period exchange rate.

FP.M.IT.S13.F4.SBI3.101.112.FAV.EUR.EDP - General Government: loans

Loans granted to general government, excluding

those that are assets of entities belonging to the same sector. For the components, see Table TCCE0175.

FP.M.IT.S13.F41.SBI3.101.112.FAV.EUR.EDP -
General Government: short-term loans

Loans granted to general government with an original maturity of one year or less, excluding those that are assets of entities belonging to the same sector.

FP.M.IT.S13.F42R01.SBI3.101.112.FAV.EUR.EDP -
General Government: medium and long-term loans with payment due in less than a year

Loans granted to general government with an original maturity of more than one year and a residual maturity of one year or less, excluding those that are assets of entities belonging to the same sector.

FP.M.IT.S13.F42R02.SBI3.101.112.FAV.EUR.EDP -
General Government: medium and long-term loans with payment due in more than one year

Loans granted to general government with a residual maturity of more than one year, excluding those that are assets of entities belonging to the same sector.

FP.M.IT.S13.MGD.S2.101.112.FAV.EUR.EDP - General Government: gross debt held by non-residents

The share of general government financial liabilities held by non-residents. The aggregate is partly estimated on the basis of information contained in reports for the calculation of the Balance of payment; it includes liabilities connected with loans granted to countries belonging to EMU via the European Financial Stability Facility. The aggregate is calculated according to the methodological criteria established in European Council Regulation no. 479/2009. As of December 2008, the data are collected on a security-by-security basis, at nominal value and include securities subscribed by the Eurosystem, apart from those held by the Bank of Italy, under the Securities market programme (SMP) and the Public sector purchase programme (PSPP).

FP.M.IT.S13.MGD.SBI122.101.112.FAV.EUR.EDP -
General Government: gross debt held by residents

The portion of general government financial liabilities held by residents. For the components, see Table TCCE0200.

The Public Finances: Borrowing Requirement and Debt

FP.M.IT.S13.MGD.SBI3.101.112.FAV.EUR.EDP -
General Government: gross debt

The sum of general government financial liabilities, excluding those that are assets of general government entities. The aggregate is calculated according to the methodological criteria established in European Council Regulation no. 479/2009.

FP.M.IT.S13.MGD01.SBI3.101.112.FAV.EUR.EDP -
General Government: gross debt with initial maturity > 1 year

The sum of general government financial liabilities with initial maturity of more than one year, excluding those that are assets of general government entities. The aggregate is calculated according to the methodological criteria established in European Council Regulation no. 479/2009.

FP.M.IT.S13.MGD04.SBI3.101.112.FAV.EUR.EDP -
General Government: gross debt denominated in foreign currencies

The sum of general government financial liabilities denominated in foreign currency, excluding those that are assets of entities belonging to the same sector. The aggregate is calculated in accordance with the methods laid down in Council Regulation (EC) No. 479/2009.

FP.M.IT.S13.MGD11.SBI3.101.112.FAV.EUR.EDP -
General Government: gross debt denominated in Euros

The sum of general government financial liabilities denominated in euros, excluding those that are assets of entities belonging to the same sector. The aggregate is calculated in accordance with the methods laid down in Council Regulation (EC) No. 479/2009.

FP.M.IT.S13.MGD12.SBI3.101.112.FAV.EUR.EDP -
General Government: medium and long-term gross debt with payment due in less than one year

The sum of general government financial liabilities with an original maturity of more than one year and a residual maturity of one year or less, excluding those that are assets of entities belonging to the same sector. The aggregate is calculated in accordance with the methods laid down in Council Regulation (EC) No. 479/2009.

FP.M.IT.S13.MGD13.SBI3.101.112.FAV.EUR.EDP -
General Government: medium and long-term gross debt with payment due in more than one year

The sum of general government financial liabilities with a residual maturity of more than one year, excluding those that are assets of entities belonging to the same sector. The aggregate is calculated in accordance with the methods laid down in Council Regulation (EC) No. 479/2009.

FP.M.IT.S13.MGD14.SBI3.101.112.FAV.EUR.EDP -
General Government: short-term gross debt

The sum of general government financial liabilities with an original maturity of one year or less, excluding those that are assets of entities belonging to the same sector. The aggregate is calculated in accordance with the methods laid down in Council Regulation (EC) No. 479/2009.

TCCE0375 - Gross central government debt: by original maturity, instrument, currency of denomination and residence of the creditors

FP.M.IT.S1311.F2.SBI4.101.112.FAV.EUR.EDP -
Central Government: currency and deposits (consolidated within Central Government)

The aggregate coincides with that specified for general government (see Table TCCE0175).

FP.M.IT.S1311.F2R00.SBI4.101.112.FAV.EUR.EDP -
Central Government: short-term currency and deposits

The aggregate coincides with that specified for general government (see Table TCCE0350).

FP.M.IT.S1311.F2R01.SBI4.101.112.FAV.EUR.EDP -
Central Government: medium and long-term currency and deposits with payment due in less than one year

The aggregate coincides with that specified for general government (see Table TCCE0350).

FP.M.IT.S1311.F2R02.SBI4.101.112.FAV.EUR.EDP -
Central Government: medium and long-term currency and deposits with payment due in more than one year

The portion pertaining to the Ministry for the Economy and Finance of post office savings-book time deposits and fixed-term post office savings certificates with a residual maturity of more than one year.

The Public Finances: Borrowing Requirement and Debt

FP.M.IT.S1311.F3.SBI4.101.112.FAV.EUR.EDP -
Central Government: debt securities (consolidated within
Central Government)

Debt securities issued by central government and not taken up by entities belonging to the same sector. The securities are valued at par. For securities denominated in currencies other than the euro, the translation is made using the end-of-period exchange rate. Swaps are taken into consideration. The series includes securities issued in repayment of past debts, those issued by the former autonomous agencies, which are repaid from the budget, those issued in 1993 to set up the Treasury's current account with the central bank in accordance with Law 483/1993, and those issued in November 1994 in connection with the conversion of the temporary Treasury account pursuant to Ministerial Decree of 15/11/1994 (76,206 billion lire). The latter, which were initially held in the Bank of Italy's portfolio, were the subject of a bond conversion transaction in December 2002. Following Eurostat's decision of 23 May 2005, the series includes the securities issued by Infrastrutture S.p.A. to finance high-speed railway investments.

FP.M.IT.S1311.F31.SBI4.101.112.FAV.EUR.EDP -
Central Government: short-term debt securities (consolidated
within Central Government)

Securities with an original maturity of one year or less, issued by central government, excluding those taken up by entities belonging to the same sector. The securities are valued at par. For securities denominated in currencies other than the euro, the translation is made using the end-of-period exchange rate. Swaps are taken into consideration.

FP.M.IT.S1311.F32R01.SBI4.101.112.FAV.EUR.EDP -
Central Government: medium and long-term debt securities
with payment due in less than one year

The sum of central government financial liabilities with an original maturity of more than one year and a residual maturity of one year or less, excluding those taken up by entities belonging to the same sector but including those that are assets of entities belonging to other sectors of general government. The aggregate is calculated in accordance with the methods laid down in Council Regulation (EC) No. 479/2009.

FP.M.IT.S1311.F32R02.SBI4.101.112.FAV.EUR.EDP -
Central Government: medium and long-term debt securities
with payment due in more than one year

Securities with a residual maturity of more than one year issued by central government, excluding those taken up by entities belonging to the same sector. The securities are valued at par. For securities denominated in currencies other than the euro, the translation is made using the end-of-period exchange rate. Swaps are taken into consideration.

FP.M.IT.S1311.F4.SBI4.101.112.FAV.EUR.EDP -
Central Government: loans (consolidated within Central
Government)

Loans granted to central government, excluding those that are assets of entities belonging to the same sector. For loans denominated in currencies other than the euro, the translation is made using the end-of-period exchange rate. The series includes loans granted by banks and monetary funds (see Table TCCE0225) and other residents, liabilities to the Bank of Italy, the proceeds of securitization transactions for the part considered as loans according to the Eurostat criteria, the liabilities in connection with loans to EMU countries via the European Financial Stability Facility and, from 1997 onwards, assignments without recourse to non-bank financial intermediaries in accordance with the Eurostat decision of 31 July 2012. As of December 2003, following the exit of Cassa Depositi e Prestiti from the general government sector, the series included, until August 2006, the loans granted by Cassa Depositi e Prestiti S.p.A. to central government net of the part of the specific-purpose loans not yet disbursed and included in the deposits in the supervisory reports. Following Eurostat's decision of 23 May 2005, the series includes the securities issued by Infrastrutture S.p.A. to finance high-speed railway investments.

FP.M.IT.S1311.F41.SBI4.101.112.FAV.EUR.EDP -
Central Government: short-term loans (consolidated within
Central Government)

Loans granted to central government with an original maturity of one year or less. The series includes liabilities to the Bank of Italy and, from 1997 onwards, assignments without recourse to non-bank financial intermediaries in accordance with the Eurostat decision of 31 July 2012.

The Public Finances: Borrowing Requirement and Debt

FP.M.IT.S1311.F42R01.SBI4.101.112.FAV.EUR.EDP -
Central Government: medium and long-term loans with
payment due in less than a year

Loans granted to central government with an
original maturity of more than one year and a residual
maturity of one year or less.

FP.M.IT.S1311.F42R02.SBI4.101.112.FAV.EUR.EDP -
Central Government: medium and long-term loans with
payment due in more than one year

Loans granted to central government with a
residual maturity of more than one year. For loans
denominated in currencies other than the euro, the
translation is made using the end-of-period exchange
rate.

FP.M.IT.S1311.MGD.S2.101.112.FAV.EUR.EDP -
Central Government: gross debt held by non-residents

The portion of central government financial
liabilities held by non-residents.

FP.M.IT.S1311.MGD.SBI146.101.112.FAV.EUR.EDP -
Central Government: gross debt held by residents

The portion of central government financial
liabilities held by residents.

FP.M.IT.S1311.MGD.SBI4.101.112.FAV.EUR.EDP -
Central Government: unconsolidated gross debt

The sum of central government financial liabilities
(excluding those held by that subsector), including
those that are assets of entities belonging to the other
subsectors of general government. The aggregate is
calculated according to the methodological criteria
established in European Council Regulation no. 479/
2009.

FP.M.IT.S1311.MGD01.SBI4.101.112.FAV.EUR.EDP -
Central Government: medium and long-term gross debt

The sum of central government financial liabilities
with an original maturity of more than one year,
excluding those that are assets of entities belonging to
the same sector but including those that are assets of
entities belonging to other sectors of general
government. The aggregate is calculated in
accordance with the methods laid down in Council
Regulation (EC) No. 479/2009.

FP.M.IT.S1311.MGD04.SBI4.101.112.FAV.EUR.EDP -
Central Government: total unconsolidated debt in foreign
currencies

The sum of central government financial liabilities
denominated in foreign currency, excluding those that
are assets of entities belonging to the same sector but
including those that are assets of entities belonging to
other sectors of general government. The aggregate is
calculated in accordance with the methods laid down in
Council Regulation (EC) No. 479/2009.

FP.M.IT.S1311.MGD11.SBI4.101.112.FAV.EUR.EDP -
Central Government: gross debt denominated in Euros

The sum of central government financial liabilities
denominated in euros, excluding those that are assets
of entities belonging to the same sector but including
those that are assets of entities belonging to other
sectors of general government. The aggregate is
calculated in accordance with the methods laid down in
Council Regulation (EC) No. 479/2009.

FP.M.IT.S1311.MGD12.SBI4.101.112.FAV.EUR.EDP -
Central Government: long-term gross debt with payment due
in less than one year

The sum of central government financial liabilities
with an original maturity of more than one year and a
residual maturity of one year or less, excluding those
that are assets of entities belonging to the same sector
but including those that are assets of entities belonging
to other sectors of general government. The aggregate
is calculated in accordance with the methods laid down
in Council Regulation (EC) No. 479/2009.

FP.M.IT.S1311.MGD13.SBI4.101.112.FAV.EUR.EDP -
Central Government: medium and long-term gross debt with
payment due in more than one year

The sum of central government financial liabilities
with a residual maturity of more than one year,
excluding those that are assets of entities belonging to
the same sector but including those that are assets of
entities belonging to other sectors of general
government. The aggregate is calculated in
accordance with the methods laid down in Council
Regulation (EC) No. 479/2009.

FP.M.IT.S1311.MGD14.SBI4.101.112.FAV.EUR.EDP -
Central Government: short-term gross debt

The sum of general government financial liabilities
with an original maturity of one year or less, excluding

The Public Finances: Borrowing Requirement and Debt

those that are assets of entities belonging to the same sector but including those that are assets of entities belonging to other sectors of central government. The

aggregate is calculated in accordance with the methods laid down in Council Regulation (EC) No. 479/2009.

'Statistics' series publications are available on the Bank of Italy's site:

<http://www.bancaditalia.it/statistiche/>

Requests for clarifications concerning data contained in this publication can be sent by e-mail to statistiche@bancaditalia.it

Publication not subject to registration pursuant to Article 3 bis of Law 103/2012