



BANCA D'ITALIA
EUROSISTEMA

Supplements to the Statistical Bulletin

Monetary and Financial Indicators

The Public Finances,
borrowing requirement and debt

New series

Volume XXV - 13 November 2015

Number

62

Contents

Figure 1	General government debt
Figure 2	Financial support to EMU countries
Figure 3	General government borrowing requirement net of privatization receipts
Figure 4	General government and central government borrowing requirement net of privatization receipts
Table 1	- (TCCE0100) - Formation of the central government borrowing requirement
Table 2	- (TCCE0125) - Financing of the general government borrowing requirement: by instrument
Table 3	- (TCCE0155) - Financing of the general government borrowing requirement: by subsector
Table 4	- (TCCE0175) - General government debt: by instrument
Table 5	- (TCCE0200) - General government debt: by holding sector
Table 6	- (TCCE0225) - General government debt: by subsector
Table 7	- (TCCE0325) - General government debt: by residual maturity
Table 8	- (TCCE0350) - Gross General Government Debt Position: by original maturity, instrument, currency of denomination and residence of the creditors
Table 9	- (TCCE0375) - Gross Central Government Debt Position: by original maturity, instrument, currency of denomination and residence of the creditors
Table 10	- (TCCE0250) - Local government debt: by subsector and instrument
Table 11	- (TCCE0275) - Local government debt: by geographical area
Table 12	- (TCCE0300) - General government debt, deposits and other assets
Methodological appendix	
General information	

The Public Finances, borrowing requirement and debt

Figure 1

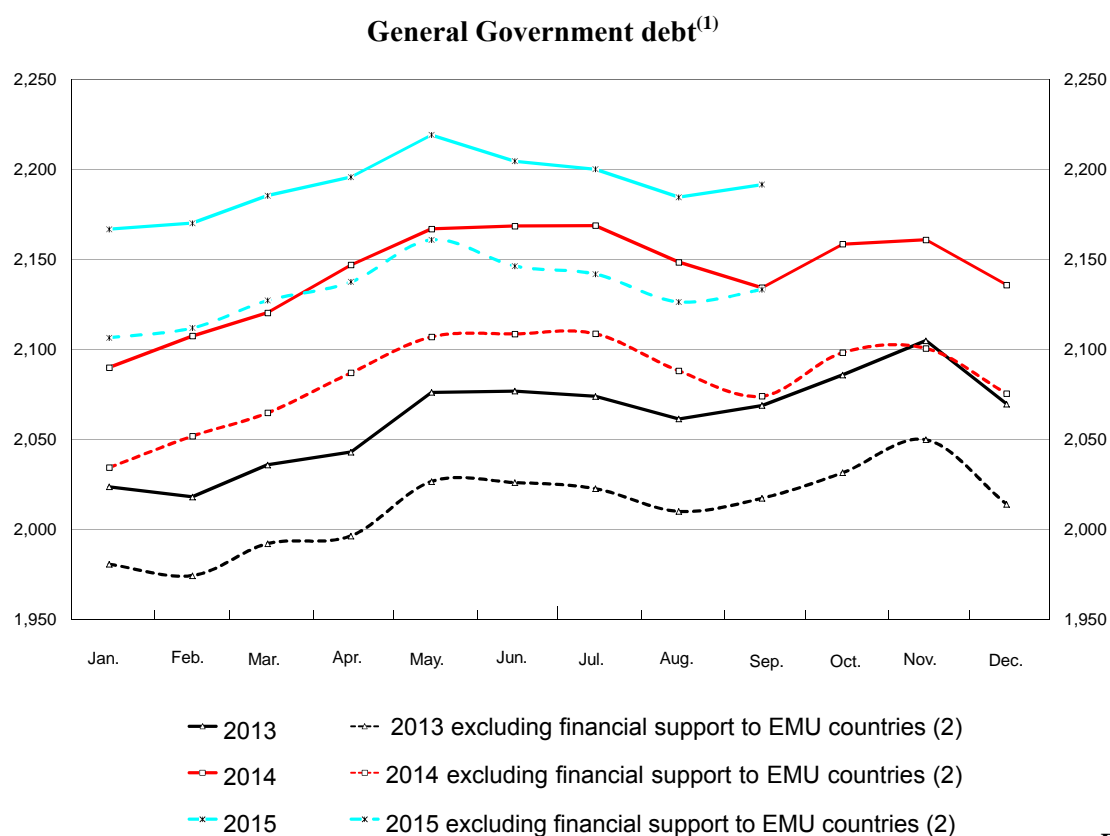
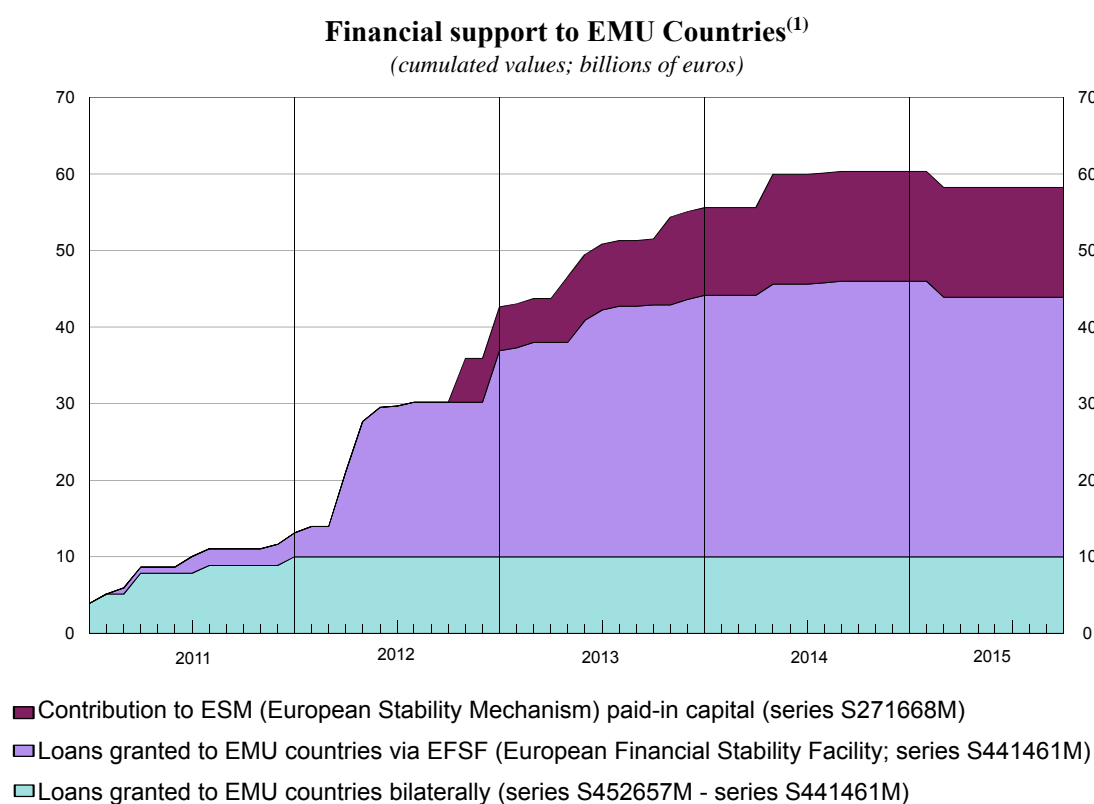


Figure 2



(1) See methodological appendix.

(2) The series excludes liabilities connected with loans granted to countries belonging to the EMU member States, both bilaterally and via the European Financial Stability Facility (EFSF; series S452657M), and with the contribution to European Stability Mechanism (ESM) paid-in capital (series S271668M).

Figure 3

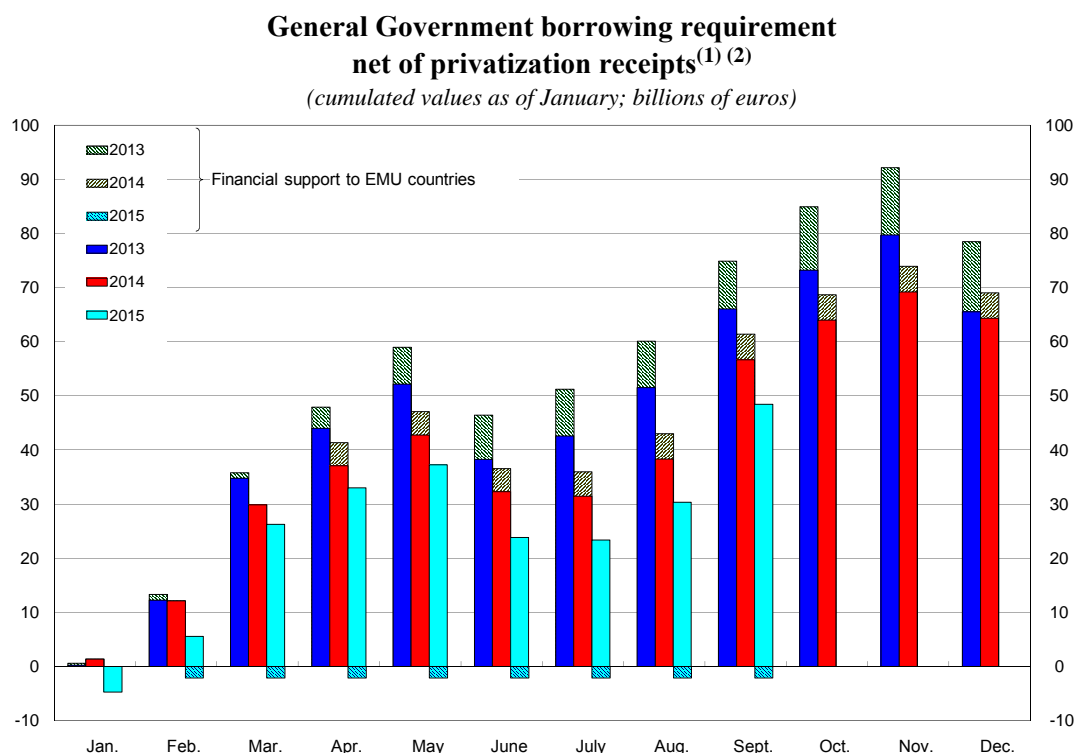
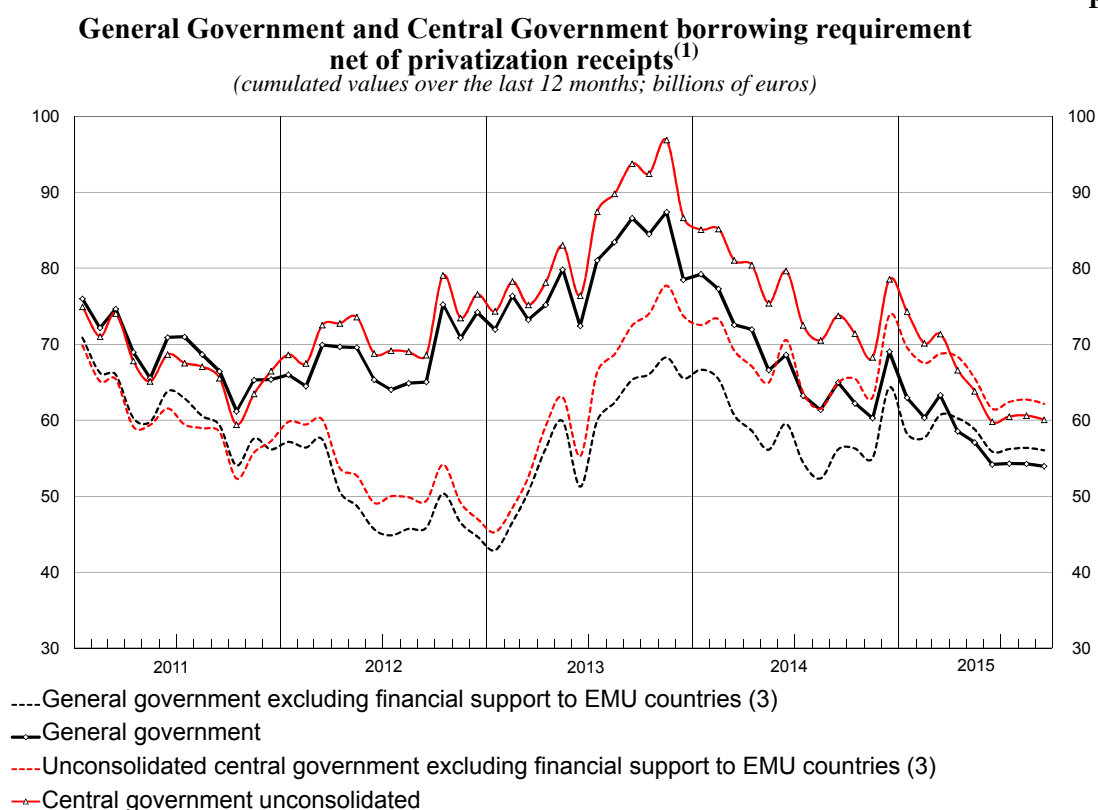


Figure 4



(1) See methodological appendix.

(2) The hatched area in the histograms refers to the portion of the borrowing requirement determined by the financial support to EMU countries. The latter includes loans granted to countries belonging to the EMU member States both bilaterally and via the EFSF (series S452657M) and the contribution to ESM paid-in capital (series S271668M).

(3) The series excludes the portion of the borrowing requirement determined by the financial support to EMU countries. The latter includes loans granted to countries belonging to the EMU member States, both bilaterally and via the EFSF (series S452657M), and the contribution to ESM paid-in capital (series S271668M).

The Public Finances, borrowing requirement and debt

Table 1

TCCE0100

Formation of the central government borrowing requirement

(millions of euros)

	Budget receipts			Budget payments			State budget balance (a)	Change in the balance of Treasury account		Central government borrowing requirement -(a+b)	Privatization receipts (c)	Central government borrowing requirement net of privatization receipts -(a+b)+c
	Tax revenue (1)	Other revenue	Total	Current expenditure	Capital expenditure	Total		(b)	of which: Tax collection accounts (2)			
	S428475M	S511031M	S435198M	S476612M	S517254M	S381188M	S072090M	S070207M	S857863M	S794710M	S916545M	S999968M
2013	410,694	54,052	464,746	495,562	53,080	548,642	-83,897	891	-650	83,006	1,877	84,883
2014	407,579	56,673	464,252	483,877	56,339	540,217	-75,965	909	1,003	75,056	3,328	78,384
2013 - Oct.	29,266	2,919	32,186	59,115	5,381	64,496	-32,310	20,833	-290	11,478	..	11,478
Nov.	31,211	2,352	33,563	63,533	7,531	71,064	-37,501	29,928	564	7,573	..	7,573
Dec.	71,623	23,305	94,929	67,836	7,763	75,599	19,329	-5,823	687	-13,506	..	-13,506
2014 - Jan.	30,964	2,387	33,350	19,592	170	19,762	13,589	-13,420	-948	-168	..	-168
Feb.	27,252	1,333	28,586	41,671	6,208	47,880	-19,294	7,006	-420	12,289	..	12,289
Mar.	27,556	4,511	32,067	40,809	1,920	42,728	-10,661	-7,605	222	18,266	31	18,296
Apr.	28,649	1,800	30,448	48,524	2,014	50,538	-20,090	8,762	794	11,328	..	11,328
May	31,007	2,396	33,403	42,095	3,713	45,809	-12,406	6,038	-730	6,368	239	6,607
June	42,706	5,464	48,170	26,426	7,483	33,909	14,261	-7,253	-109	-7,008	29	-6,979
July	35,858	5,769	41,627	52,728	4,680	57,409	-15,782	18,641	193	-2,860	3,030	170
Aug.	32,561	1,650	34,210	22,979	4,490	27,470	6,741	-14,409	-371	7,669	..	7,669
Sept.	22,686	4,801	27,487	30,478	2,339	32,817	-5,330	-13,475	433	18,806	..	18,805
Oct.	28,483	2,415	30,897	31,271	1,853	33,124	-2,226	-6,577	-223	8,803	..	8,803
Nov.	31,335	3,023	34,359	42,985	3,988	46,973	-12,614	7,884	1,303	4,730	..	4,730
Dec.	68,525	21,123	89,648	84,319	17,481	101,800	-12,152	15,318	859	-3,166	..	-3,166
2015 - Jan.	(31,311)	(2,713)	(34,024)	(14,490)	(4,996)	(19,487)	(14,537)	(-10,184)	-1,358	(-4,353)	(..)	(-4,353)
Feb.	(26,648)	(1,364)	(28,012)	(54,349)	(658)	(55,006)	(-26,994)	(18,553)	-229	(8,441)	(..)	(8,441)
Mar.	(27,731)	(4,838)	(32,569)	(51,764)	(3,626)	(55,390)	(-22,821)	(5,345)	135	(17,476)	(2,162)	(19,639)
Apr.	(29,470)	(3,305)	(32,775)	(45,868)	(1,523)	(47,390)	(-14,616)	(8,009)	-186	(6,607)	(..)	(6,607)
May	(31,021)	(2,271)	(33,292)	(36,549)	(3,472)	(40,020)	(-6,729)	(3,005)	260	(3,724)	(..)	(3,724)
June	(40,951)	(6,337)	(47,288)	(36,282)	(4,998)	(41,280)	(6,008)	(6,075)	355	(-12,083)	(1,106)	(-10,977)
July	(37,793)	(3,406)	(41,199)	(37,393)	(4,728)	(42,122)	(-923)	(425)	-325	(498)	(20)	(518)
Aug.	(33,728)	(2,101)	(35,829)	(54,012)	(1,347)	(55,359)	(-19,530)	(11,783)	3,889	(7,747)	(..)	(7,747)
Sept.	(30,156)	(2,854)	(33,010)	(33,045)	(1,363)	(34,408)	(-1,398)	(-16,594)	-3,906	(17,991)	(180)	(18,171)

(1) The revenues shown in this table do not correspond to the taxes actually paid. The monthly flows are observed with reference to the time receipts are entered in the state budget, which, since May 1998, has not been the same as the time they are paid. In fact, as of May 1998, the main central government taxes are paid to the Treasury (and entered in the so-called "Tax collection accounts") and allocated to the various items of the state budget only some time afterwards. - (2) The flows shown under this heading refer to the changes in the balance of the "Tax collection accounts". A positive flow indicates an increase in the balance (the taxes received exceeded those allocated to the state budget) and vice versa.

The Public Finances, borrowing requirement and debt

Table 2

[TCCE0125](#)

Financing of the general government borrowing requirement: by instrument

(millions of euros)

	Currency and deposits		Short-term securities	Medium and long-term securities	MFI loans	Other liabilities	Transactions in debt instruments	Change in Treasury's liquid balances: (positive value: -)		General government borrowing requirement
		of which: Post Office funds							of which: change in investments of liquidity (positive value: -)	
	S129640M	S173286M	S151658M	S189357M	S848329M	S767399M	S969486M	S191484M	S492133M	S029605M
2013	-1,808	-2,183	-10,972	91,341	-3,551	4,829	79,839	-3,247	-10,000	76,593
2014	14,698	-1,053	-16,041	81,937	-4,975	-1,180	74,438	-8,750	-28,000	65,688
2013 - Oct.	-1,956	-324	-514	21,202	-1,585	-366	16,781	-6,722	6,590	10,059
Nov.	-206	-107	-2,473	21,006	-174	557	18,710	-11,518	-10,558	7,193
Dec.	4,977	174	-20,111	-21,898	693	1,293	-35,046	21,379	6,050	-13,667
2014 - Jan.	4,232	-628	6,716	10,196	796	-349	21,590	-20,236	-4,372	1,354
Feb.	-1,325	-93	-2,781	23,387	-1,177	-488	17,615	-6,836	587	10,779
Mar.	3,330	265	-435	12,596	-120	-417	14,955	2,773	-2,733	17,728
Apr.	-1,838	-88	-1,524	28,715	28	1,598	26,978	-15,481	2,548	11,497
May	1,097	-223	313	19,269	-73	-263	20,342	-14,875	-2,801	5,467
June	3,117	30	-416	2,538	-3,299	504	2,444	-12,977	-26,729	-10,533
July	-2,739	269	-1,615	7,363	247	-2,422	833	-4,457	-3,300	-3,624
Aug.	-874	508	-2,121	-16,725	-411	-157	-20,288	27,292	-1,550	7,003
Sept.	-128	-450	-1,208	-11,438	108	168	-12,499	30,883	3,250	18,384
Oct.	-1,458	-814	-3,036	30,794	-869	-326	25,105	-17,798	-1,100	7,307
Nov.	3,140	-578	-1,735	191	245	230	2,070	3,161	-9,700	5,231
Dec.	8,144	749	-8,199	-24,949	-448	744	-24,708	19,802	17,900	-4,906
2015 - Jan.	(1,262)	(-354)	(7,342)	(24,732)	(-1,123)	(-543)	(31,670)	(-36,379)	-18,130	(-4,709)
Feb.	(-3,255)	(-791)	(-139)	(5,924)	(4,387)	(-2,420)	(4,497)	(3,645)	-10,900	(8,142)
Mar.	(384)	(284)	(-1,695)	(18,503)	(905)	(276)	(18,374)	(205)	3,200	(18,579)
Apr.	(-909)	(-107)	(-1,034)	(12,084)	(1,089)	(-335)	(10,895)	(-4,174)	6,200	(6,721)
May	(1,659)	(-351)	(-70)	(20,076)	(577)	(-154)	(22,089)	(-17,839)	1,200	(4,249)
June	(4,318)	(79)	(-947)	(-16,318)	(-2,234)	(665)	(-14,515)	(-4)	-600	(-14,519)
July	(-3,116)	(-247)	(17)	(334)	(-1,939)	(-509)	(-5,213)	(4,731)	-170	(-482)
Aug.	(925)	(489)	(-2,271)	(-13,376)	(-587)	(-213)	(-15,522)	(22,488)	-1,500	(6,966)
Sept.	(-1,312)	(306)	(-2,142)	(11,191)	(-134)	(587)	(8,190)	(9,701)	4,900	(17,891)

The Public Finances, borrowing requirement and debt

Table 3

[TCCE0175](#)

Financing of the general government borrowing requirement: by subsector

(millions of euros)

	Central government borrowing requirements			Additional borrowing requirement of local government			Additional borrowing requirement of social security institutions	General government borrowing requirement	General government borrowing requirement net of debt settlement and privatization receipts
	of which:			of which:					
	Securities	MFI loans		Securities	MFI loans				
	S794710M	S112869M	S008424M	S855825M	S173815M	S047996M	S873945M	S029605M	S999967M
2013	83,006	81,710	-1,069	-6,422	-1,341	-2,513	9	76,593	78,234
2014	75,056	67,248	901	-9,423	-1,353	-5,925	55	65,688	68,980
2013 - Oct.	11,478	20,748	-437	-1,390	-60	-1,133	-29	10,059	10,058
Nov.	7,573	18,649	60	-375	-116	-233	-5	7,193	7,191
Dec.	-13,506	-41,699	752	-161	-310	-59	..	-13,667	-13,674
2014 - Jan.	-168	16,972	-1,125	1,521	-60	1,917	2	1,354	1,351
Feb.	12,289	20,651	-44	-1,488	-45	-1,116	-22	10,779	10,777
Mar.	18,266	12,193	82	-592	-32	-258	54	17,728	17,754
Apr.	11,328	27,253	-242	234	-62	332	-66	11,497	11,495
May	6,368	19,720	642	-938	-139	-752	37	5,467	5,703
June	-7,008	2,486	118	-3,545	-364	-3,420	20	-10,533	-10,506
July	-2,860	5,805	-129	-755	-57	352	-10	-3,624	-601
Aug.	7,669	-18,792	-60	-658	-54	-345	-8	7,003	7,001
Sept.	18,806	-12,613	582	-426	-33	-478	4	18,384	18,381
Oct.	8,803	27,824	253	-1,486	-65	-1,114	-10	7,307	7,307
Nov.	4,730	-1,429	-392	475	-116	616	27	5,231	5,227
Dec.	-3,166	-32,821	1,217	-1,765	-327	-1,659	26	-4,906	-4,909
2015 - Jan.	(-4,353)	(32,125)	(-1,036)	(-315)	(-51)	(-64)	(-42)	(-4,709)	(-4,712)
Feb.	(8,441)	(5,835)	(4,580)	(-290)	(-49)	(-185)	(-9)	(8,142)	(8,136)
Mar.	(17,476)	(16,841)	(-177)	(1,076)	(-33)	(1,064)	(27)	(18,579)	(20,740)
Apr.	(6,607)	(11,113)	(737)	(126)	(-63)	(356)	(-12)	(6,721)	(6,719)
May	(3,724)	(20,140)	(-99)	(489)	(-134)	(639)	(37)	(4,249)	(4,248)
June	(-12,083)	(-16,901)	(-31)	(-2,390)	(-364)	(-2,150)	(-47)	(-14,519)	(-13,415)
July	(498)	(404)	(-1,146)	(-1,167)	(-52)	(-982)	(187)	(-482)	(-464)
Aug.	(7,747)	(-15,603)	(118)	(-786)	(-44)	(-703)	(5)	(6,966)	(6,965)
Sept.	(17,991)	(9,089)	(20)	(-92)	(-40)	(-146)	(-9)	(17,891)	(18,070)

The Public Finances, borrowing requirement and debt

Table 4

[TCCE0175](#)

General government debt: by instrument

(millions of euros)

Periodo	Currency and deposits		Short-term securities	Medium and long-term securities	MFI loans	Other liabilities		General Government debt			
		of which: Post Office funds					of which: connected with EFSF loans		of which:		
									In foreign currency	At medium and long terms	of which: variable rate
	S944476M	S592437M	S571730M	S605216M	S352384M	S989347M	S441461M	S319464M	S016663M	S050580M	S432714M
2013	158,400	18,582	140,581	1,593,721	131,041	45,949	34,148	2,069,692	1,888	1,755,693	370,095
2014	173,098	17,530	124,540	1,667,429	126,066	44,769	35,990	2,135,902	3,220	1,825,275	388,173
2013 - Oct.	153,629	18,515	163,165	1,594,510	130,522	44,099	32,905	2,085,925	1,942	1,757,584	350,472
Nov.	153,423	18,408	160,692	1,615,852	130,348	44,656	33,617	2,104,971	1,950	1,779,775	373,327
Dec.	158,400	18,582	140,581	1,593,721	131,041	45,949	34,148	2,069,692	1,888	1,755,693	370,095
2014 - Jan.	162,632	17,954	147,297	1,602,641	131,836	45,601	34,148	2,090,007	1,925	1,765,578	371,389
Feb.	161,307	17,862	144,516	1,625,952	130,659	45,112	34,148	2,107,547	1,886	1,787,986	373,422
Mar.	164,637	18,126	144,081	1,636,496	130,539	44,696	34,154	2,120,449	1,900	1,797,901	365,836
Apr.	162,799	18,038	142,558	1,664,800	130,567	46,293	35,606	2,147,017	1,894	1,827,631	391,506
May	163,896	17,815	142,870	1,683,696	130,494	46,030	35,606	2,166,986	1,930	1,846,003	395,567
June	167,013	17,845	142,455	1,685,471	127,194	46,534	35,606	2,168,667	2,617	1,844,570	397,449
July.	164,274	18,114	140,839	1,692,242	127,441	44,111	35,798	2,168,907	2,669	1,852,738	400,341
Aug.	163,400	18,622	138,718	1,675,413	127,030	43,954	35,990	2,148,515	2,708	1,836,431	402,049
Sept.	163,272	18,173	137,511	1,662,366	127,137	44,122	35,990	2,134,408	2,834	1,822,253	385,682
Oct.	161,814	17,359	134,475	1,692,251	126,268	43,796	35,990	2,158,604	2,847	1,852,230	398,754
Nov.	164,954	16,781	132,739	1,692,786	126,513	44,026	35,990	2,161,018	2,860	1,853,121	401,542
Dec.	173,098	17,530	124,540	1,667,429	126,066	44,769	35,990	2,135,902	3,220	1,825,275	388,173
2015 - Jan.	(174,360)	(17,176)	(131,881)	(1,691,448)	(124,943)	(44,226)	35,990	(2,166,858)	(3,455)	(1,849,365)	(390,524)
Feb.	(171,104)	(16,385)	(131,743)	(1,696,209)	(129,330)	(41,806)	33,893	(2,170,192)	(3,482)	(1,856,503)	(394,618)
Mar.	(171,488)	(16,669)	(130,048)	(1,711,630)	(130,235)	(42,082)	33,893	(2,185,484)	(3,631)	(1,872,493)	(396,162)
Apr.	(170,579)	(16,562)	(129,013)	(1,723,142)	(131,324)	(41,747)	33,893	(2,195,805)	(3,545)	(1,884,688)	(410,236)
May	(172,239)	(16,211)	(128,943)	(1,744,555)	(131,901)	(41,593)	33,893	(2,219,232)	(3,611)	(1,906,238)	(415,144)
June	(176,557)	(16,290)	(127,997)	(1,728,156)	(129,667)	(42,259)	33,893	(2,204,635)	(3,464)	(1,886,717)	(416,354)
July.	(173,440)	(16,043)	(128,014)	(1,729,228)	(127,728)	(41,750)	33,893	(2,200,160)	(3,527)	(1,887,327)	(419,461)
Aug.	(174,365)	(16,532)	(125,742)	(1,715,883)	(127,142)	(41,537)	33,893	(2,184,668)	(3,448)	(1,873,758)	(421,404)
Sept.	(173,053)	(16,838)	(123,601)	(1,725,874)	(127,008)	(42,123)	33,893	(2,191,659)	(3,441)	(1,883,921)	(413,967)

The Public Finances, borrowing requirement and debt

Table 5

TCCE0200

General government debt: by holding sector

(millions of euros)

	Bank of Italy		Other resident MFIs		Other resident financial institutions		Other residents		Non residents		General government debt
		of which: Securities		of which: Securities		of which: Securities		of which: Securities		of which: Securities	
	<i>S177952M</i>	<i>S188615M</i>	<i>S240301M</i>	<i>S299179M</i>	<i>S382950M</i>	<i>S439258M</i>	<i>S501942M</i>	<i>S533285M</i>	<i>S569014M</i>	<i>S586188M</i>	<i>S319464M</i>
2013	103,770	99,423	660,415	402,147	405,018	394,256	241,806	219,634	658,683	618,842	2,069,692
2014	106,370	101,988	667,274	401,818	442,726	434,943	203,205	180,305	716,328	672,916	2,135,902
2013 - Oct.	103,642	99,311	668,053	415,942	391,898	381,716	241,215	218,189	681,116	642,517	2,085,925
Nov.	103,715	99,381	670,650	418,279	400,308	390,287	244,443	222,052	685,856	646,546	2,104,971
Dec.	103,770	99,423	660,415	402,147	405,018	394,256	241,806	219,634	658,683	618,842	2,069,692
2014 - Jan.	103,945	99,598	657,309	397,316	397,117	386,706	243,585	218,108	688,050	648,210	2,090,007
Feb.	104,514	100,158	663,269	403,179	373,851	363,940	273,969	251,084	691,946	652,108	2,107,547
Mar.	105,211	100,851	669,502	406,078	409,458	399,976	240,557	217,773	695,722	655,900	2,120,449
Apr.	104,361	100,001	673,678	411,952	401,412	391,788	254,434	231,758	713,132	671,858	2,147,017
May	105,046	100,680	673,241	410,424	403,897	394,537	251,085	228,519	733,717	692,406	2,166,986
June	105,542	101,166	665,741	403,214	423,926	414,065	244,333	221,551	729,125	687,929	2,168,667
July	105,068	100,687	660,865	400,596	430,212	422,967	232,146	209,592	740,616	699,239	2,168,907
Aug.	104,378	100,014	(661,933)	(403,541)	(430,422)	(423,510)	(223,390)	(200,241)	728,392	686,825	2,148,515
Sept.	105,138	100,771	657,698	399,237	433,719	426,640	213,608	190,529	724,245	682,699	2,134,408
Oct.	105,847	101,466	674,110	418,898	439,998	433,254	212,722	189,464	725,927	683,644	2,158,604
Nov.	105,985	101,596	675,174	414,730	448,267	441,298	201,304	179,895	730,289	688,006	2,161,018
Dec.	106,370	101,988	667,274	401,818	442,726	434,943	203,205	180,305	716,328	672,916	2,135,902
2015 - Jan.	(106,373)	(101,988)	(676,462)	(412,733)	(433,095)	(425,855)	(212,548)	(187,784)	(738,381)	(694,970)	(2,166,858)
Feb.	(105,812)	(101,416)	(677,396)	(413,601)	(440,753)	(433,846)	(192,197)	(170,570)	(754,034)	(708,518)	(2,170,192)
Mar.	(112,173)	(107,735)	(673,691)	(408,005)	(457,695)	(450,554)	(170,122)	(149,076)	(771,802)	(726,308)	(2,185,484)
Apr.	(118,512)	(114,069)	(674,946)	(408,964)	(445,254)	(438,449)	(175,118)	(154,401)	(781,976)	(736,272)	(2,195,805)
May	(125,078)	(120,634)	(681,170)	(412,921)	(446,655)	(440,003)	(177,475)	(156,798)	(788,854)	(743,144)	(2,219,232)
June	(131,352)	(126,903)	(676,153)	(405,082)	(434,383)	(427,065)	(189,978)	(169,813)	(772,769)	(727,290)	(2,204,635)
July	(138,386)	(133,986)	(669,618)	(403,225)	(445,423)	(438,560)	(173,217)	(153,431)	(773,516)	(728,041)	(2,200,160)
Aug.	(142,831)	(138,428)	(665,902)	(400,447)	(410,936)	(404,284)	(210,996)	(189,935)	(754,003)	(708,531)	(2,184,668)
Sept.	(149,858)	(145,449)	(2,191,659)

The Public Finances, borrowing requirement and debt

Table 6

[TCCE0225](#)

General government debt: by subsector

(millions of euros)

	Central government					Local	
	Unconsolidated debt	Consolidating items		Consolidated debt		Unconsolidated debt	Consolidating items
				of which:			
				Securities	MFI loans		
	<i>S079329M</i>	<i>S102740M</i>	<i>S630911M</i>	<i>S554881M</i>	<i>S288236M</i>	<i>S139396M</i>	<i>S148651M</i>
2013	1,972,762	11,381	1,961,381	1,712,398	53,562	137,330	29,177
2014	2,048,547	11,564	2,036,983	1,771,443	54,464	139,134	40,429
2013 - Oct.	1,987,616	10,546	1,977,069	1,735,343	52,751	137,993	29,302
Nov.....	2,007,324	10,829	1,996,495	1,754,327	52,811	138,013	29,695
Dec.	1,972,762	11,381	1,961,381	1,712,398	53,562	137,330	29,177
2014 - Jan.....	1,991,403	11,234	1,980,169	1,728,091	52,437	138,868	29,190
Feb.	2,010,506	11,282	1,999,224	1,748,671	52,393	137,584	29,398
Mar.....	2,023,964	11,301	2,012,663	1,758,811	52,475	137,245	29,650
Apr.	2,050,431	11,369	2,039,062	1,785,653	52,233	137,475	29,647
May.....	2,071,334	11,405	2,059,929	1,804,997	52,875	138,173	31,279
June.....	2,076,487	11,303	2,065,184	1,806,769	52,992	136,977	33,678
July	2,077,377	11,192	2,066,185	1,811,977	52,863	139,319	36,770
Aug.	2,057,548	11,092	2,046,456	1,793,079	52,803	139,324	37,431
Sept.	2,043,568	10,807	2,032,761	1,778,848	53,385	139,146	37,670
Oct.	2,069,524	11,071	2,058,453	1,805,762	53,638	138,728	38,738
Nov.....	2,071,446	11,082	2,060,364	1,804,676	53,246	140,354	39,888
Dec.	2,048,547	11,564	2,036,983	1,771,443	54,464	139,134	40,429
2015 - Jan.....	(2,079,632)	(11,348)	(2,068,284)	(1,802,844)	(53,428)	(138,834)	(40,431)
Feb.	(2,082,993)	(11,077)	(2,071,916)	(1,807,514)	(58,008)	(138,399)	(40,286)
Mar.....	(2,097,077)	(10,980)	(2,086,097)	(1,821,266)	(57,831)	(139,479)	(40,283)
Apr.	(2,107,345)	(11,032)	(2,096,313)	(1,831,814)	(58,567)	(139,525)	(40,211)
May.....	(2,130,362)	(11,153)	(2,119,209)	(1,853,287)	(58,468)	(139,764)	(39,957)
June.....	(2,118,148)	(11,045)	(2,107,103)	(1,836,358)	(58,437)	(138,007)	(40,644)
July	(2,114,869)	(11,264)	(2,103,605)	(1,837,497)	(57,292)	(138,604)	(42,405)
Aug.	(2,100,114)	(11,217)	(2,088,897)	(1,821,927)	(57,410)	(137,814)	(42,404)
Sept.	(2,106,988)	(11,000)	(2,095,988)	(1,829,817)	(57,430)	(137,730)	(42,411)

Table 6
TCCE0225

government				Social security institutions			General government debt
	Consolidated debt			Unconsolidated debt	Consolidating items	Consolidated debt	
	of which:						
	Securities	MFI loans					
<i>S653442M</i>	<i>S595969M</i>	<i>S308890M</i>	<i>S159481M</i>	<i>S167668M</i>	<i>S493639M</i>	<i>S319464M</i>	
108,153	21,904	77,382	158	..	158	2,069,692	
98,705	20,526	71,457	213	..	213	2,135,902	
108,692	22,332	77,675	164	..	164	2,085,925	
108,317	22,217	77,441	159	..	159	2,104,971	
108,153	21,904	77,382	158	..	158	2,069,692	
109,678	21,848	79,299	160	..	160	2,090,007	
108,185	21,798	78,183	138	..	138	2,107,547	
107,594	21,767	77,925	192	..	192	2,120,449	
107,828	21,704	78,257	126	..	126	2,147,017	
106,893	21,569	77,505	164	..	164	2,166,986	
103,300	21,157	74,085	184	..	184	2,168,667	
102,549	21,104	74,437	174	..	174	2,168,907	
101,893	21,053	74,092	166	..	166	2,148,515	
101,476	21,029	73,614	170	..	170	2,134,408	
99,991	20,964	72,500	160	..	160	2,158,604	
100,466	20,849	73,116	188	..	188	2,161,018	
98,705	20,526	71,457	213	..	213	2,135,902	
(98,402)	(20,486)	(71,393)	(172)	(..)	(172)	(2,166,858)	
(98,113)	(20,437)	(71,208)	(163)	(..)	(163)	(2,170,192)	
(99,197)	(20,412)	(72,271)	(190)	(..)	(190)	(2,185,484)	
(99,314)	(20,341)	(72,627)	(179)	(..)	(179)	(2,195,805)	
(99,807)	(20,211)	(73,266)	(215)	(..)	(215)	(2,219,232)	
(97,364)	(19,794)	(71,117)	(168)	(..)	(168)	(2,204,635)	
(96,199)	(19,744)	(70,135)	(355)	(..)	(355)	(2,200,160)	
(95,410)	(19,698)	(69,432)	(361)	(..)	(361)	(2,184,668)	
(95,319)	(19,658)	(69,285)	(352)	(..)	(352)	(2,191,659)	

The Public Finances, borrowing requirement and debt

Table 7

[TCCE0325](#)

General government debt: by residual maturity

(millions of euros, years)

	Debt with residual maturity up to 1 year	Debt with residual maturity over 1 and up to 5 years		Debt with residual maturity over 5 years		Average residual maturity	General government debt
			of which: variable rate		of which: variable rate		
	<i>S897714M</i>	<i>S381602M</i>	<i>S388595M</i>	<i>S401566M</i>	<i>S416526M</i>	<i>S426962M</i>	<i>S319464M</i>
2013	517,251	679,627	204,079	872,814	127,944	6.9	2,069,692
2014	524,795	697,227	217,997	913,879	150,064	6.8	2,135,902
2013 - Oct.	526,773	673,981	185,618	885,171	137,977	6.9	2,085,925
Nov.	520,282	696,527	217,847	888,162	128,666	6.8	2,104,971
Dec.	517,251	679,627	204,079	872,814	127,944	6.9	2,069,692
2014 - Jan.	518,154	691,096	205,514	880,757	127,768	6.9	2,090,007
Feb.	534,150	704,297	207,407	869,100	127,922	6.8	2,107,547
Mar.	539,030	721,329	209,080	860,091	130,961	6.8	2,120,449
Apr.	539,029	710,781	208,989	897,206	156,539	6.8	2,147,017
May	527,368	737,616	210,561	902,002	158,876	6.8	2,166,986
June	543,879	710,620	210,113	914,168	161,676	6.8	2,168,667
July	537,217	701,843	210,970	929,848	163,697	6.8	2,168,907
Aug.	530,628	690,181	212,936	927,707	163,434	6.8	2,148,515
Sept.	508,797	731,471	221,247	894,140	146,689	6.8	2,134,408
Oct.	502,316	740,728	220,822	915,561	160,237	6.8	2,158,604
Nov.	506,556	742,137	233,862	912,325	149,972	6.8	2,161,018
Dec.	524,795	697,227	217,997	913,879	150,064	6.8	2,135,902
2015 - Jan.	(528,582)	(708,309)	(218,606)	(929,968)	(151,768)	(6.8)	(2,166,858)
Feb.	(504,090)	(741,272)	(218,617)	(924,830)	(155,470)	(6.8)	(2,170,192)
Mar.	(497,271)	(765,901)	(210,543)	(922,312)	(157,531)	(6.9)	(2,185,484)
Apr.	(506,415)	(764,322)	(230,978)	(925,068)	(151,565)	(6.9)	(2,195,805)
May	(521,968)	(760,535)	(231,535)	(936,729)	(156,066)	(6.8)	(2,219,232)
June	(491,453)	(764,427)	(231,866)	(948,755)	(154,807)	(7.1)	(2,204,635)
July	(487,160)	(750,430)	(217,320)	(962,570)	(158,570)	(7.1)	(2,200,160)
Aug.	(500,894)	(717,144)	(217,307)	(966,631)	(160,525)	(7.1)	(2,184,668)
Sept.	(514,704)	(718,956)	(206,534)	(957,999)	(165,067)	(7.1)	(2,191,659)

The Public Finances, borrowing requirement and debt

Table 8
TCCE0175

Gross general government debt position: by original maturity, instrument, currency of denomination and residence of the creditors
(millions of euros)

		2013	2014	2014 Oct.	2014 Nov.	2014 Dec.	2015 Jan.	2015 Feb.	2015 Mar.	2015 Apr.	2015 May	2015 June	2015 July	2015 Aug.	2015 Sept.
Total gross general government debt	S319464M	2,069,692	2,135,902	2,158,604	2,161,018	2,135,902	(2,166,858)	(2,170,192)	(2,185,484)	(2,195,805)	(2,219,232)	(2,204,635)	(2,200,160)	(2,184,668)	(2,191,659)
By maturity															
Short-term by original maturity	S250685M	313,999	310,627	306,374	307,896	310,627	(317,493)	(313,688)	(312,990)	(311,118)	(312,993)	(317,917)	(312,833)	(310,910)	(307,738)
Currency and deposits	S255130M	156,731	172,071	160,595	163,812	172,071	(173,392)	(170,162)	(170,565)	(169,670)	(171,343)	(175,673)	(172,570)	(173,506)	(172,204)
Debt securities	S571730M	140,581	124,540	134,475	132,739	124,540	(131,881)	(131,743)	(130,048)	(129,013)	(128,943)	(127,997)	(128,014)	(125,742)	(123,601)
MFI loans and other liabilities	S260419M	16,687	14,017	11,305	11,345	14,017	(12,220)	(11,784)	(12,378)	(12,434)	(12,707)	(14,248)	(12,250)	(11,662)	(11,933)
Long-term by original maturity	S050580M	1,755,693	1,825,275	1,852,230	1,853,121	1,825,275	(1,849,365)	(1,856,503)	(1,872,493)	(1,884,688)	(1,906,238)	(1,886,717)	(1,887,327)	(1,873,758)	(1,883,921)
With payment due in one year or less	S267138M	203,252	214,168	195,941	198,660	214,168	(211,088)	(190,401)	(184,281)	(195,297)	(208,975)	(173,536)	(174,327)	(189,984)	(206,966)
Currency and deposits	S271256M	119	75	88	83	75	(71)	(69)	(69)	(67)	(66)	(48)	(47)	(47)	(42)
Debt securities	S275638M	191,718	202,627	184,363	187,055	202,627	(199,542)	(178,681)	(172,359)	(183,325)	(196,993)	(164,961)	(165,778)	(181,446)	(199,189)
MFI loans and other liabilities	S278857M	11,415	11,466	11,491	11,522	11,466	(11,476)	(11,651)	(11,853)	(11,905)	(11,916)	(8,527)	(8,502)	(8,491)	(7,735)
With payment due in more than one year	S281247M	1,552,442	1,611,106	1,656,288	1,654,462	1,611,106	(1,638,277)	(1,666,102)	(1,688,213)	(1,689,391)	(1,697,263)	(1,713,182)	(1,713,000)	(1,683,775)	(1,676,955)
Currency and deposits	S285897M	1,550	952	1,131	1,059	952	(896)	(873)	(855)	(842)	(829)	(836)	(824)	(813)	(807)
Debt securities	S288235M	1,402,003	1,464,802	1,507,889	1,505,730	1,464,802	(1,491,906)	(1,517,528)	(1,539,271)	(1,539,817)	(1,547,562)	(1,563,195)	(1,563,450)	(1,534,436)	(1,526,686)
MFI loans and other liabilities	S294377M	148,888	145,352	147,269	147,672	145,352	(145,474)	(147,701)	(148,086)	(148,732)	(148,872)	(149,151)	(148,726)	(148,526)	(149,462)
By instrument															
Currency and deposits	S944476M	158,400	173,098	161,814	164,954	173,098	(174,360)	(171,104)	(171,488)	(170,579)	(172,239)	(176,557)	(173,440)	(174,365)	(173,053)
Debt securities	S299588M	1,734,302	1,791,969	1,826,726	1,825,525	1,791,969	(1,823,330)	(1,827,952)	(1,841,678)	(1,852,155)	(1,873,499)	(1,856,152)	(1,857,242)	(1,841,625)	(1,849,475)
MFI loans and other liabilities	S303223M	176,990	170,835	170,064	170,539	170,835	(169,169)	(171,136)	(172,317)	(173,071)	(173,494)	(171,926)	(169,478)	(168,678)	(169,131)
By currency of denomination															
Domestic currency	S307307M	2,067,804	2,132,682	2,155,757	2,158,158	2,132,682	(2,163,403)	(2,166,710)	(2,181,852)	(2,192,260)	(2,215,621)	(2,201,171)	(2,196,633)	(2,181,220)	(2,188,217)
Foreign currency	S016663M	1,888	3,220	2,847	2,860	3,220	(3,455)	(3,482)	(3,631)	(3,545)	(3,611)	(3,464)	(3,527)	(3,448)	(3,441)
By residence of the creditor															
Domestic creditors	S315045M	1,411,009	1,419,574	1,432,677	1,430,729	1,419,574	(1,428,477)	(1,416,158)	(1,413,682)	(1,413,830)	(1,430,378)	(1,431,866)	(1,426,644)	(1,430,665)	...
Foreign creditors	S569014M	658,683	716,328	725,927	730,289	716,328	(738,381)	(754,034)	(771,802)	(781,976)	(788,854)	(772,769)	(773,516)	(754,003)	...

The Public Finances, borrowing requirement and debt

Table 9
TCCE0375

Gross central government debt position: by original maturity, instrument, currency of denomination and residence of the creditors (millions of euros)

		2013	2014	2014 Oct.	2014 Nov.	2014 Dec.	2015 Jan.	2015 Feb.	2015 Mar.	2015 Apr.	2015 May	2015 June	2015 July	2015 Aug.	2015 Sept.
Total gross central government debt	S079329M	1,972,762	2,048,547	2,069,524	2,071,446	2,048,547	(2,079,632)	(2,082,993)	(2,097,077)	(2,107,345)	(2,130,362)	(2,118,148)	(2,114,869)	(2,100,114)	(2,106,988)
By maturity															
Short-term by original maturity	S335556M	303,624	303,556	299,716	300,962	303,556	(310,876)	(307,114)	(305,766)	(303,972)	(305,313)	(310,447)	(305,863)	(304,394)	(301,409)
Currency and deposits	S342477M	156,731	172,071	160,595	163,812	172,071	(173,392)	(170,162)	(170,565)	(169,670)	(171,343)	(175,673)	(172,570)	(173,506)	(172,204)
Debt securities	S347917M	141,082	125,480	134,970	133,219	125,480	(132,822)	(132,367)	(130,670)	(129,614)	(129,501)	(128,552)	(128,569)	(126,280)	(124,143)
MFI loans and other liabilities	S353217M	5,811	6,005	4,151	3,931	6,005	(4,661)	(4,585)	(4,531)	(4,689)	(4,469)	(6,222)	(4,725)	(4,609)	(5,062)
Long-term by original maturity	S360152M	1,669,138	1,744,991	1,769,808	1,770,484	1,744,991	(1,768,756)	(1,775,879)	(1,791,312)	(1,803,372)	(1,825,049)	(1,807,701)	(1,809,006)	(1,795,720)	(1,805,579)
With payment due in one year or less	S369718M	196,547	207,819	189,596	192,288	207,819	(204,742)	(184,184)	(177,997)	(188,951)	(202,585)	(168,878)	(169,714)	(185,298)	(202,502)
Currency and deposits	S586452M	119	75	88	83	75	(71)	(69)	(69)	(67)	(66)	(48)	(47)	(47)	(42)
Debt securities	S590925M	190,392	201,424	183,231	185,923	201,424	(198,353)	(177,629)	(171,347)	(182,271)	(195,907)	(164,073)	(164,912)	(180,493)	(198,127)
MFI loans and other liabilities	S594047M	6,037	6,320	6,277	6,283	6,320	(6,319)	(6,486)	(6,582)	(6,613)	(6,612)	(4,757)	(4,756)	(4,759)	(4,333)
With payment due in more than one year	S596223M	1,472,591	1,537,172	1,580,212	1,578,196	1,537,172	(1,564,013)	(1,591,694)	(1,613,315)	(1,614,421)	(1,622,464)	(1,638,823)	(1,639,292)	(1,610,422)	(1,603,077)
Currency and deposits	S598737M	1,550	952	1,131	1,059	952	(896)	(873)	(855)	(842)	(829)	(836)	(824)	(813)	(807)
Debt securities	S602742M	1,392,306	1,456,103	1,498,633	1,496,616	1,456,103	(1,483,016)	(1,508,595)	(1,530,229)	(1,530,962)	(1,539,032)	(1,554,779)	(1,555,281)	(1,526,372)	(1,518,547)
MFI loans and other liabilities	S605777M	78,735	80,117	80,449	80,521	80,117	(80,101)	(82,226)	(82,230)	(82,618)	(82,603)	(83,209)	(83,187)	(83,238)	(83,723)
By instrument															
Currency and deposits	S608447M	158,400	173,098	161,814	164,954	173,098	(174,360)	(171,104)	(171,488)	(170,579)	(172,239)	(176,557)	(173,440)	(174,365)	(173,053)
Debt securities	S611835M	1,723,780	1,783,007	1,816,833	1,815,758	1,783,007	(1,814,191)	(1,818,591)	(1,832,246)	(1,842,846)	(1,864,440)	(1,847,403)	(1,848,761)	(1,833,144)	(1,840,817)
MFI loans and other liabilities	S626630M	90,582	92,442	90,877	90,734	92,442	(91,081)	(93,297)	(93,343)	(93,919)	(93,683)	(94,188)	(92,668)	(92,605)	(93,118)
By currency of denomination															
Domestic currency	S654026M	1,971,131	2,045,550	2,066,930	2,068,843	2,045,550	(2,076,425)	(2,079,758)	(2,093,713)	(2,104,103)	(2,127,052)	(2,114,892)	(2,111,551)	(2,096,873)	(2,103,749)
Foreign currency	S664038M	1,631	2,997	2,595	2,603	2,997	(3,207)	(3,234)	(3,364)	(3,242)	(3,310)	(3,256)	(3,318)	(3,241)	(3,239)
By residence of the creditor															
Domestic creditors	S670895M	1,326,512	1,346,151	1,357,349	1,354,849	1,346,151	(1,355,161)	(1,342,843)	(1,338,754)	(1,338,811)	(1,354,892)	(1,357,552)	(1,353,509)	(1,358,245)	...
Foreign creditors	S677552M	646,250	702,396	712,175	716,597	702,396	(724,471)	(740,150)	(758,324)	(768,534)	(775,470)	(760,586)	(761,360)	(741,869)	...

The Public Finances, borrowing requirement and debt

Table 10

[*TCCE0250*](#)

Local government debt: by subsector and instrument

(millions of euros)

	Regions and autonomous provinces			Provinces			Municipalities			Other entities	Local government debt
	of which:			of which:			of which:				
	Securities	MFI and CDP spa loans		Securities	MFI and CDP spa loans		Securities	MFI and CDP spa loans			
	S599075M	S612101M	S645440M	S893669M	S222859M	S254411M	S274087M	S291319M	S303852M	S737731M	S653442M
2013	37,737	11,556	22,208	8,442	2,965	5,395	46,152	7,335	37,476	15,822	108,153
2014	34,467	10,807	19,824	8,042	2,786	5,195	43,941	6,894	35,981	12,255	98,705
2013 - Oct.	37,422	11,798	21,598	8,583	3,021	5,497	46,894	7,461	38,315	15,793	108,692
Nov.	37,618	11,708	21,905	8,587	3,010	5,510	47,058	7,446	38,482	15,054	108,317
Dec.	37,737	11,556	22,208	8,442	2,965	5,395	46,152	7,335	37,476	15,822	108,153
2014 - Jan.	38,912	11,547	23,475	8,416	2,949	5,393	45,941	7,306	37,427	16,410	109,678
Feb.	38,320	11,504	22,934	8,415	2,948	5,395	46,036	7,299	37,625	15,415	108,185
Mar.	38,354	11,501	22,934	8,419	2,943	5,401	46,064	7,277	37,666	14,757	107,594
Apr.	38,337	11,454	23,080	8,428	2,945	5,410	46,487	7,259	38,199	14,576	107,828
May	36,780	11,354	21,658	8,400	2,926	5,404	46,914	7,243	38,659	14,799	106,893
June	34,539	11,129	19,472	8,269	2,872	5,330	45,511	7,111	37,088	14,981	103,300
July	34,503	11,121	19,725	8,149	2,855	5,246	44,871	7,084	36,849	15,026	102,549
Aug.	34,131	11,077	19,398	8,157	2,855	5,255	45,120	7,077	37,168	14,486	101,893
Sept.	34,352	11,081	19,436	8,175	2,850	5,270	45,016	7,053	36,937	13,933	101,476
Oct.	34,199	11,035	19,547	8,166	2,848	5,267	44,879	7,037	36,963	12,747	99,991
Nov.	34,769	10,948	20,188	8,174	2,834	5,287	45,075	7,023	37,192	12,448	100,466
Dec.	34,467	10,807	19,824	8,042	2,786	5,195	43,941	6,894	35,981	12,255	98,705
2015 - Jan.	(33,925)	(10,806)	(19,531)	(7,963)	(2,774)	(5,135)	(43,780)	(6,869)	(35,970)	(12,734)	(98,402)
Feb.	(33,773)	(10,769)	(19,378)	(7,961)	(2,769)	(5,140)	(44,286)	(6,890)	(36,515)	(12,094)	(98,113)
Mar.	(34,268)	(10,772)	(19,723)	(7,950)	(2,764)	(5,135)	(44,893)	(6,866)	(37,044)	(12,086)	(99,197)
Apr.	(34,113)	(10,716)	(19,790)	(7,942)	(2,762)	(5,129)	(45,123)	(6,854)	(37,375)	(12,137)	(99,314)
May	(34,386)	(10,614)	(20,135)	(7,933)	(2,751)	(5,134)	(45,233)	(6,838)	(37,532)	(12,255)	(99,807)
June	(33,901)	(10,373)	(19,783)	(7,887)	(2,709)	(5,132)	(43,472)	(6,703)	(35,779)	(12,103)	(97,364)
July	(33,367)	(10,364)	(19,427)	(7,871)	(2,697)	(5,122)	(43,258)	(6,675)	(35,696)	(11,704)	(96,199)
Aug.	(33,256)	(10,325)	(19,358)	(7,866)	(2,696)	(5,120)	(43,522)	(6,667)	(36,008)	(10,765)	(95,410)
Sept.	(33,394)	(10,321)	(19,378)	(7,880)	(2,688)	(5,139)	(43,371)	(6,640)	(35,748)	(10,674)	(95,319)

The Public Finances, borrowing requirement and debt

Table 11

[TCCE0275](#)

Local government debt: by geographical area

(millions of euros)

	North-West	North-East	Centre	South	Islands	Local government debt
	<i>S775460M</i>	<i>S785031M</i>	<i>S791946M</i>	<i>S800808M</i>	<i>S837146M</i>	<i>S653442M</i>
2013	31,086	15,513	27,542	23,667	10,346	108,153
2014	28,300	13,680	24,966	21,877	9,883	98,705
2013 - Oct.	31,416	15,740	27,394	23,629	10,513	108,692
Nov.	30,953	15,636	27,340	24,015	10,373	108,317
Dec.	31,086	15,513	27,542	23,667	10,346	108,153
2014 - Jan.	30,977	15,372	28,794	23,717	10,818	109,678
Feb.	31,011	15,345	28,445	23,005	10,379	108,185
Mar.	30,549	15,367	28,449	22,982	10,247	107,594
Apr.	30,709	15,444	28,562	22,876	10,237	107,828
May	30,633	15,385	27,394	23,064	10,418	106,893
June	29,640	14,821	26,243	22,567	10,028	103,300
July	29,459	14,794	25,883	22,430	9,983	102,549
Aug.	29,144	14,388	25,678	22,435	10,248	101,893
Sept.	28,997	14,498	25,725	22,412	9,844	101,476
Oct.	28,889	14,215	25,226	22,227	9,433	99,991
Nov.	28,893	13,946	25,799	22,219	9,610	100,466
Dec.	28,300	13,680	24,966	21,877	9,883	98,705
2015 - Jan.	(28,461)	(13,593)	(24,592)	(21,536)	(10,220)	(98,402)
Feb.	(28,360)	(13,462)	(24,764)	(21,551)	(9,976)	(98,113)
Mar.	(28,574)	(13,606)	(25,306)	(21,663)	(10,047)	(99,197)
Apr.	(28,640)	(13,584)	(25,396)	(21,759)	(9,935)	(99,314)
May	(28,785)	(13,528)	(25,530)	(21,810)	(10,155)	(99,807)
June	(27,999)	(13,018)	(25,086)	(21,368)	(9,894)	(97,364)
July	(27,592)	(12,952)	(24,681)	(21,445)	(9,530)	(96,199)
Aug.	(27,351)	(12,881)	(24,772)	(21,362)	(9,045)	(95,410)
Sept.	(27,294)	(12,941)	(24,851)	(21,153)	(9,080)	(95,319)

The Public Finances, borrowing requirement and debt

Table 12

TCCE0300

General government debt, deposits and other assets

(millions of euros)

	General government debt	Treasury's liquid balances						General government debt net of Treasury's liquid balances	Deposits held with resident MFIs net of liquidity transactions	Loans to EMU member States (bilateral or through EFSF)	Contribution to ESM paid-in capital
		of which:									
		Deposits held with the Bank of Italy (excluding Sinking fund)				Sinking fund for the redemption of government securities	Investments of liquidity				
		of which:									
		Treasury payments account	Other deposits								
	S319464M	S329544M		S371683M	S411680M	S399281M	S418613M	S687961M	S752783M	S452657M	S271668M
2013	2,069,692	37,640	27,620	7,973	19,647	20	10,000	2,032,052	24,682	44,156	11,465
2014	2,135,902	46,390	8,389	7,741	649	1	38,000	2,089,512	25,691	45,998	14,331
2013 - Oct.	2,085,925	47,501	36,389	803	35,586	5,620	5,492	2,038,423	26,437	42,913	11,465
Nov.	2,104,971	59,019	42,949	804	42,145	20	16,050	2,045,952	26,107	43,624	11,465
Dec.	2,069,692	37,640	27,620	7,973	19,647	20	10,000	2,032,052	24,682	44,156	11,465
2014 - Jan.	2,090,007	57,877	43,476	817	42,660	28	14,372	2,032,131	23,688	44,156	11,465
Feb.	2,107,547	64,713	50,900	812	50,088	28	13,785	2,042,834	22,757	44,156	11,465
Mar.	2,120,449	61,940	45,394	824	44,570	28	16,518	2,058,509	25,084	44,162	11,465
Apr.	2,147,017	77,421	63,423	807	62,616	28	13,970	2,069,596	26,766	45,613	14,331
May	2,166,986	92,296	75,497	843	74,654	28	16,771	2,074,691	24,938	45,613	14,331
June	2,168,667	105,273	61,745	44,190	17,555	28	43,500	2,063,394	25,763	45,613	14,331
July	2,168,907	109,730	62,929	62,322	607	1	46,800	2,059,177	26,226	45,806	14,331
Aug.	2,148,515	82,438	34,087	33,449	638	1	48,350	2,066,077	24,391	45,998	14,331
Sept.	2,134,408	51,556	6,455	5,703	751	1	45,100	2,082,852	24,889	45,998	14,331
Oct.	2,158,604	69,354	23,153	22,540	613	1	46,200	2,089,250	24,109	45,998	14,331
Nov.	2,161,018	66,193	10,292	9,636	656	1	55,900	2,094,825	23,157	45,998	14,331
Dec.	2,135,902	46,390	8,389	7,741	649	1	38,000	2,089,512	25,691	45,998	14,331
2015 - Jan.	(2,166,858)	(82,769)	(26,634)	26,023	(611)	5	56,130	(2,084,089)	(21,016)	(45,998)	(14,331)
Feb.	(2,170,192)	(79,124)	(12,089)	11,462	(627)	5	67,030	(2,091,068)	(20,231)	(43,901)	(14,331)
Mar.	(2,185,484)	(78,919)	(15,084)	14,473	(611)	5	63,830	(2,106,565)	(23,246)	(43,901)	(14,331)
Apr.	(2,195,805)	(83,093)	(25,457)	24,933	(524)	5	57,630	(2,112,713)	(23,642)	(43,901)	(14,331)
May	(2,219,232)	(100,932)	(41,944)	41,357	(586)	2,558	56,430	(2,118,300)	(25,198)	(43,901)	(14,331)
June	(2,204,635)	(100,936)	(41,348)	40,815	(532)	2,558	57,030	(2,103,699)	(25,496)	(43,901)	(14,331)
July	(2,200,160)	(96,205)	(36,446)	36,036	(411)	2,558	57,200	(2,103,955)	(26,617)	(43,901)	(14,331)
Aug.	(2,184,668)	(73,717)	(12,459)	12,048	(411)	2,558	58,700	(2,110,951)	(27,006)	(43,901)	(14,331)
Sept.	(2,191,659)	(64,016)	(7,658)	7,249	(409)	2,558	53,800	(2,127,642)	(27,279)	(43,901)	(14,331)

METHODOLOGICAL APPENDIX

GENERAL INDICATIONS

This publication contains figures on the borrowing requirement and debt of general government and its subsectors (central government, local government and social security institutions).

The borrowing requirement does not coincide with the change in the debt mainly owing to the different ways in which Treasury's liquid balances (general government deposits held with the Bank of Italy and Treasury's investments of liquidity) are treated; in fact the borrowing requirement is obtained as the change in the debt net of Treasury's liquid balances. The borrowing requirement and the debt also differ as a consequence of the different accounting standards applied in calculating the two aggregates. In particular: a) in the borrowing requirement issues of securities apart from BOTs are valued net of issue discounts, whereas they are included in the debt at nominal value; and b) in the borrowing requirement liabilities denominated in foreign currencies are converted using the exchange rate obtaining at the transaction settlement date, whereas in the debt they are converted using the end-of-period exchange rate. The formation of the central government borrowing requirement includes transactions with other general government entities; consequently, the borrowing requirements of local government and the social security institutions corresponds exclusively to their additional financing needs with respect to those met by state transfers.

General government debt consists of all the sector's financial liabilities valued at their face value. It is consolidated between and within the subsectors. In other words it excludes liabilities that are assets, consisting of the same instruments, of entities belonging to general government, in line with the definition adopted for the European Economic and Monetary Union's excessive deficit procedure. The aggregate is calculated according to the methodological criteria established in European Council Regulation no. 479/2009 by summing the following categories of financial liabilities: currency and deposits; non-equity securities and loans. Loans from monetary financial institutions are allocated to the general government subsector the final borrower belongs to, i.e. that of the entity required to repay the loan and not that of the entity to which it is disbursed.

Table TCCE0100 provides information about the formation of the central government borrowing requirement, starting from the state budget balance calculated as the balance on a cash basis of current and capital items (except for changes in Treasury's liquid balances); borrowing transactions are thus excluded. The change in treasury accounts balance is calculated as difference between the central government borrowing requirement (calculated on the financing side), with the sign reversed, and the state budget balance. As a memorandum item the table shows the extraordinary revenues arising primarily in connection with privatizations.

Table TCCE0125 shows a breakdown of the general government borrowing requirement by instrument.

Table TCCE0155 shows the breakdown of the general government borrowing requirement by subsector.

Table TCCE0175 shows the breakdown of general government debt by instrument along the same lines as for the borrowing requirement. Securities are divided by maturity, with an indication of the variable rate component. The share of foreign currency debt is also shown.

Table TCCE0200 shows the distribution of general government debt among the following holding sectors: Bank of Italy, other resident monetary financial institutions, resident financial institutions, other residents and non-residents.

Table TCCE0225 shows the distribution of general government debt among the different subsectors. Both the unconsolidated and the consolidated debt of each sector are reported.

Tables TCCE0250 and TCCE0275 cover local government debt. They analyze the debt by subsector (regions and autonomous provinces, provinces, municipalities and other entities) and instrument and by geographical area (north-west, north-east, centre, south and islands).

Table TCCE0300 shows general government debt together with Treasury's liquid balances (deposits held with the Bank of Italy and Treasury liquidity investments), general government deposits held with resident monetary financial institutions (net of Treasury liquidity investments), loans granted to countries belonging to the Economic and Monetary Union (both bilaterally and via the European Financial Stability Facility) and the Italian contribution to the capital of the European Stability Mechanism. The table also shows the debt net of Treasury's liquid balances.

Table TCCE0325 shows the breakdown of general government debt by residual maturity, with an indication of the variable rate component; the average residual maturity of the debt is also shown (in years).

Tables TCCE0350 and TCCE0375 show, for general government and central government respectively, the breakdown of debt by original maturity, instrument, currency and holders' residence.

In addition to this supplement, the historical series are also available in the electronic Statistical Database (BDS) in the Statistics section of the Bank of Italy's website (infostat.bancaditalia.it/inquiry).

NOTES TO THE TABLES

The order of the tables in the following notes is based on their code numbers. The notes to each table are set out below, together with references to the "Notes to the classification variables" section where appropriate.

TCCE0100 - Formation of the central government borrowing requirement

S857863M - Tax collection accounts

The amounts shown under this heading are the changes in the balance of taxes paid to the Treasury using the single mandate procedure and waiting to be allocated, with reference to central government taxes, Irap due to the regions and social security contributions due to INPS. A negative

value indicates that the total amount allocated during the month exceeded the taxes and contributions actually paid to the Treasury and vice versa.

S916545M - Privatization receipts and other extraordinary revenue

The series includes receipts deriving from the privatization of public enterprises and some items of extraordinary revenue, such as extraordinary dividends paid

by public enterprises (associated with the disposal of assets; so-called super dividends) and the proceeds of the sale of UMTS licences. It also includes proceeds from the reimbursement of the financial instruments issued by banks and subscribed by the Ministry of the Economy and Finance in the context of the measures to support the financial system (Laws 2/2009 and 135/2012).

S794710M - Central Government: financing of the gross borrowing requirement

Balance of the change in central government liabilities, excluding those that are assets of general government entities, and the change in Treasury's liquid balances. State transfers to other general government entities contribute to the formation of the central government borrowing requirement. The series includes liabilities connected with loans granted to countries belonging to the Economic and Monetary Union via the European Financial Stability Facility.

S070207M - Central Government: balance of treasury account (deficit: -)

The difference between the central government borrowing requirement (calculated on the financing side), with the sign reversed, and the state budget balance. The series consists primarily of two components: i) the balance of treasury's receipt not yet accounted for in the state budget and payments accounted for in the state budget but not yet disbursed (with the exception of borrowing transactions); 2) the balance of receipts and payments that pass through the treasury accounts carried out by government entities other than the state.

S428475M - State budget: tax revenue

Tax revenue refers to the amounts allocated each month to the relevant chapters of the state budget. It should be noted that as of 1998, with the introduction of the unified tax payment form and the single mandate procedure, the time taxes are paid to the Treasury is not the same as the time they are allocated; in some cases amounts may be paid in one month and allocated in another. Tax revenue is not adjusted for tax refunds (included in the budget under payments) and includes VAT accruing to the European Union. The monthly figures are consistent with those published by the Ministry for the Economy and Finance in "Conto riassuntivo del Tesoro", except that they are net of accounting transactions with the following regions: Sicily, Sardinia, since 2009 Friuli-Venezia Giulia and since 2012 Trentino-Alto Adige and autonomous provinces of Trento and Bolzano.

S072090M - State budget: balance between revenue and expenditure (deficit: -)

Balance on a cash basis of state budget current and capital items (except for changes in Treasury's liquid balances); the state budget balance excludes borrowing transactions.

TCCE0125 - Financing of the general government borrowing requirement: by instrument

S129640M - General Government: currency and deposits (liabilities) in domestic currency - changes

Changes in Post Office funds, coins in circulation and deposits held with the Treasury by entities outside general government. As of December 2003, following the exclusion of Cassa Depositi e Prestiti from general government, Post Office funds include only the part pertaining to Ministry for the Economy and Finance.

S492133M - General Government: investments of liquid assets - changes

The change in the amounts of operations on behalf of the Treasury (OPTES) involving the investment of Treasury funds with the banking system (Decree of the Ministry for the Economy and Finance 25391, 25 October 2011). These operations are carried out by way of auctions or bilateral negotiation.

S191484M - General Government: Change in Treasury's liquid balances

The change in the Treasury payments account (Law 483/1993 and Ministerial Decree of 19.09.2005), the sinking fund for the redemption of government securities (Law 432/1993 as amended by Decree Law 436/1994, reiterated several times and ratified by Law 110/1996), other time deposits held with the Bank of Italy, operations on behalf of the Treasury (OPTES) involving the investment of Treasury funds with the banking system (Decree of the Ministry for the Economy and Finance 25391, 25 October 2011) and, until November 1994, the Treasury's current account with the Bank of Italy and a suspense account (Law 483/1993).

S173286M - General Government: post office funds - changes

Change in Post Office funds. As of December 2003, following the exclusion of Cassa Depositi e Prestiti from general government, Post Office funds include only the part pertaining to Ministry for the Economy and Finance.

S151658M - General Government: short-term securities - net issues

Net issues of securities with an initial maturity equal to or less than one year made by general government and not subscribed by general government entities. Gross issues are valued net of issue discounts, except for BOTs, which are included at nominal value; redemptions are included at nominal value, except for commercial paper for which the net proceeds at issuance are included. For securities denominated in foreign currencies, the conversion is made using the exchange rate obtaining on the issue/redemption date; account is also taken of possible operations of cross currency swaps.

S189357M - General Government: medium and long-term securities - net issues

Net issues of securities with an initial maturity of more than one year made by general government and not subscribed by general government entities. Gross issues are valued net of issue discounts; redemptions are included at nominal value, except for CTZs, for which the net proceeds at issuance are included. For securities denominated in foreign currencies, the conversion is made using the exchange rate obtaining on the issue/redemption date; account is also taken of possible operations of cross currency swaps. The series also includes securities issued for the settlement of past debts, those issued by former autonomous government agencies to be redeemed by the state, those issued in December 1993 to establish the Treasury payments account at the Bank of Italy pursuant to Law 483/1993 and those issued in November 1994 to consolidate the suspense account referred to in the Ministerial Decree of 15.11.1994 (76.206 trillion lire); the latter securities, initially held in the Bank of Italy's portfolio, were the subject of a bond conversion transaction in December 2002. Following the decisions of Eurostat announced on 23 May 2005, the series includes securities issued by Infrastrutture S.p.A. to finance the construction of high-speed railway infrastructure.

S767399M - General Government: other financing - changes

The change in liabilities other than currency and deposits, securities and IMF loans. This item mainly includes the change in liabilities associated with: securitization transactions (for the part considered to be loan according to European statistics rules); public-private partnership (PPP); loans granted to countries belonging to the Economic and Monetary Union via the European Financial Stability Facility; assignments without recourse to non-bank financial intermediaries (following Eurostat's decision of 31 July

2012). As of December 2003, following the exclusion of Cassa depositi e prestiti S.p.A. from general government, up to August 2006 (when the Cassa depositi e prestiti has been included in the IFM sector), the series includes the loans disbursed by Cassa depositi e prestiti S.p.A. to general government (the specific-purpose loans are included net of the part not yet disbursed by Cassa Depositi e Prestiti S.p.A. and reported in the deposits in the supervisory reports).

S848329M - General Government: net disbursements of loans by other monetary financial institutions

Net disbursements of loans to general government by monetary financial institutions, the European Investment Bank and, as of September 2006 (when Cassa Depositi e Prestiti has been included in the IFM sector), Cassa Depositi e Prestiti S.p.A. (the specific-purpose loans are included net of the part not yet disbursed by Cassa Depositi e Prestiti S.p.A. and reported in the deposits in the supervisory reports). Loans denominated in foreign currencies are converted using the exchange rate obtaining on the transaction settlement date; account is also taken of possible operations of cross currency swaps. Following the decisions of Eurostat announced on 23 May 2005, the series includes loans disbursed to Infrastrutture S.p.A. to finance the construction of high-speed railway infrastructure.

S029605M - General Government: financing of the gross borrowing requirement

Difference between the change in the general government financial liabilities (excluding those that are assets of general government entities) and the change in Treasury's liquid balances. The series includes liabilities connected with loans granted to countries belonging to the Economic and Monetary Union via the European Financial Stability Facility.

S969486M - General Government: transactions in debt instruments

The change in general government financial liabilities, excluding those that are assets of general government entities.

TCCE0155 - Financing of the general government borrowing requirement: by subsector

S029605M - General Government: financing of the gross borrowing requirement

Difference between the change in the general government financial liabilities (excluding those that are assets of general government entities) and the change in

Treasury's liquid balances. The series includes liabilities connected with loans granted to countries belonging to the Economic and Monetary Union via the European Financial Stability Facility.

S112869M - Central Government: securities - net issues

Net issues of securities made by central government and not subscribed by general government entities. Gross issues are valued net of issue, except for BOTs, which are included at nominal value; redemptions are included at nominal value, except for commercial paper and CTZs, for which the net proceeds at issuance are included. For securities denominated in foreign currencies, the conversion is made using the exchange rate obtaining on the issue/redemption date; account is also taken of possible operations of cross currency swaps. The series also includes securities issued for the settlement of past debts, those issued by former autonomous government agencies to be redeemed by the state, those issued in December 1993 to establish the Treasury payments account at the Bank of Italy pursuant to Law 483/1993 and those issued in November 1994 to consolidate the suspense account referred to in the Ministerial Decree of 15.11.1994 (76.206 trillion lire); the latter securities, initially held in the Bank of Italy's portfolio, were the subject of a bond conversion transaction in December 2002. Following the decisions of Eurostat announced on 23 May 2005, the series includes securities issued by Infrastrutture S.p.A. to finance the construction of high-speed railway infrastructure.

S008424M - Central Government: net disbursements of loans by other monetary financial institutions

Net disbursements of loans by monetary financial institutions, the European Investment Bank and, as of September 2006 (when the Cassa depositi e prestiti has been included in the IFM sector), Cassa Depositi e Prestiti S.p.A. (the specific-purpose loans are included net of the part not yet disbursed by Cassa Depositi e Prestiti S.p.A. and reported in the deposits in the supervisory reports), to be redeemed by central government. Loans denominated in foreign currencies are converted using the exchange rate obtaining on the transaction settlement date; account is also taken of possible operations of cross currency swaps. Following the decisions of Eurostat announced on 23 May 2005, the series includes loans disbursed to Infrastrutture S.p.A. to finance the construction of high-speed railway infrastructure.

S794710M - Central Government: financing of the gross borrowing requirement

Balance of the change in central government liabilities, excluding those that are assets of general government entities, and the change in Treasury's liquid balances. State transfers to other general government entities contribute to the formation of the central government borrowing requirement. The series includes liabilities connected with loans granted to countries belonging to the Economic and Monetary Union via the European Financial Stability Facility.

S173815M - Local Government: securities - net issues

Net issues of securities made by local government and not subscribed by general government entities. Gross issues are valued net of issue discounts; redemptions are included at nominal value. For securities denominated in foreign currencies, the conversion is made using the exchange rate obtaining on the issue/redemption date; account is also taken of possible operations of cross currency swaps.

S047996M - Local Government: net disbursements of loans by other monetary financial institutions

Net disbursements of loans by monetary financial institutions, the European Investment Bank and, as

of September 2006 (when the Cassa depositi e prestiti has been included in the IFM sector), Cassa Depositi e Prestiti S.p.A. (the specific-purpose loans are included net of the part not yet disbursed by Cassa Depositi e Prestiti S.p.A. and reported in the deposits in the supervisory reports) to be redeemed by local government. Loans denominated in foreign currencies are converted using the exchange rate obtaining on the transaction settlement date; account is also taken of possible operations of cross currency swaps.

S855825M - Local Government: financing of the additional gross borrowing requirements after consolidation

Change in local government liabilities, excluding those that are assets of general government entities. It reflects exclusively the need for additional financing with respect to that provided by state transfers.

S873945M - Social security institutions: financing of the additional gross borrowing requirement after consolidation

Change in social security institutions liabilities, excluding those that are assets of general government entities. It reflects exclusively the need for additional financing with respect to provided by state transfers.

TCCE0175 - General government debt: by instrument

S944476M - General Government: currency and deposits (liabilities) in domestic currency

Post Office funds, coins in circulation and deposits held with the Treasury by entities outside general government. As of December 2003, following the exclusion of Cassa Depositi e Prestiti from general government, Post Office funds include only the part pertaining to Ministry for the Economy and Finance. This comprises ordinary and fixed-term post office savings certificates, and Post Office current accounts. Following the decisions of Eurostat announced on 23 May 2005, the series includes the prepayments of taxes by tax collection agencies (Decree Law 341/2003 ratified by Law 31/2004 and Decree Law 282/2004 ratified by Law 307/2004).

S592437M - General Government: post office funds

As of December 2003, following the exclusion of Cassa depositi e prestiti from general government, Post Office funds include only the part pertaining to Ministry for the Economy and Finance. This comprises ordinary and fixed-term post office savings certificates, and Post Office current accounts.

S571730M - General Government: short-term securities

Securities with an initial maturity equal to or less than one year issued by general government and not subscribed by general government entities. The securities are included at nominal value. For securities denominated in foreign currencies, the conversion is made using the end-of-period exchange rate. Account is also taken of swaps.

S605216M - General Government: medium and long-term securities

Securities with an initial maturity of more than one year issued by general government and not subscribed by general government entities. The securities are included at nominal value. For securities denominated in foreign currencies, the conversion is made using the end-of-period exchange rate. Account is also taken of swaps. The series also includes securities issued for the settlement of past debts, those issued by former autonomous government agencies to be redeemed by the state and those issued in December 1993 to establish the Treasury payments account at the Bank of Italy pursuant to Law 483/1993 and those issued in November 1994 to consolidate the suspense account referred to in the Ministerial Decree of 15.11.1994 (76.206 trillion lire); the latter securities, initially held in the Bank of Italy's portfolio, were the subject of a bond conversion transaction in

December 2002. Following the decisions of Eurostat announced on 23 May 2005, the series includes securities issued by Infrastrutture S.p.A. to finance the construction of high-speed railway infrastructure.

S989347M - General Government: other liabilities

Liabilities to the Bank of Italy and the proceeds of securitizations for the part considered to be loans according to the criteria established by Eurostat. As of December 2003, following the exclusion of Cassa Depositi e Prestiti S.p.A. from general government, up to August 2006, the series includes the loans disbursed by Cassa Depositi e Prestiti S.p.A. to general government net of the part of the specific purpose loans not yet disbursed and included in the deposits in the supervisory reports. The series also includes liabilities connected with loans granted to countries belonging to the Economic and Monetary Union via the European Financial Stability Facility and following Eurostat's decision of 31 July 2012, as of December 1997, the series includes assignments without recourse to non-bank financial intermediaries.

S352384M - General Government: loans from other monetary financial institutions

Loans disbursed to general government by resident monetary financial institutions, the European Investment Bank and, as of September 2006, Cassa Depositi e Prestiti S.p.A.. Loans denominated in foreign currencies are converted using the end-of-period exchange rate. Following the decisions of Eurostat announced on 23 May 2005, the series includes loans raised by Infrastrutture S.p.A. to finance the construction of high-speed railway infrastructure, net of the part of the specific-purpose loans not yet disbursed by Cassa Depositi e Prestiti S.p.A. and included in the deposits in the supervisory reports.

S319464M - General Government: gross debt

The sum of general government financial liabilities, excluding those that are assets of general government entities. The aggregate is calculated according to the methodological criteria established in European Council Regulation no. 479/2009.

S050580M - General Government: gross debt with initial maturity > 1 year

The sum of general government financial liabilities with initial maturity of more than one year, excluding those that are assets of general government entities. The aggregate is calculated according to the methodological criteria established in European Council Regulation no. 479/2009.

S432714M - General Government: other variable interest rate instruments with initial maturity over 1 year

The sum of general government variable rate financial liabilities with initial maturity of more than one year, excluding those that are assets of general government entities. The aggregate is calculated according to the methodological criteria established in European Council Regulation no. 479/2009.

S016663M - General Government: gross debt denominated in foreign currencies

The sum of general government financial liabilities denominated in foreign currency, excluding those that are assets of entities belonging to the same sector. The aggregate is calculated in accordance with the methods laid down in Council Regulation (EC) No. 479/2009.

S441461M - Central Government: liabilities connected with medium and long-term loans in domestic currency from European Financial Stability Facility (EFSF)

Liabilities connected with loans granted to countries belonging to the Economic and Monetary Union via the European Financial Stability Facility.

TCCE0200 - General government debt: by holding sector

S188615M - General Government: securities held by Central bank

The share of securities issued by general government held by the Bank of Italy. The series includes the securities acquired by the Bank of Italy under the Securities market programme (SMP) and the Public sector purchase programme (PSPP).

S299179M - General Government: securities held by other monetary financial institutions

The share of securities issued by general government held by other monetary financial institutions.

S439258M - General Government: securities held by other financial institutions

The share of securities issued by general government held by other financial institutions.

S586188M - General Government: securities held by non-residents

The share of general government securities held by non-residents. The aggregate is partly estimated on the basis of information contained in the Balance of payment report. As

of December 2008, the data are collected on a share-by-share basis, at nominal value and include shares subscribed by the Eurosystem, apart from those held by the Bank of Italy, under the Securities market programme (SMP) and the Public sector purchase programme (PSPP).

S533285M - General Government: securities held by other residents

The share of general government securities held by other residents not belonging to general government. The aggregate is calculated as a residual.

S177952M - General Government: gross debt held by Central bank

The share of general government financial liabilities held by the Bank of Italy. The aggregate is calculated according to the methodological criteria established in European Council Regulation no. 479/2009.

S240301M - General Government: gross debt held by other monetary financial institutions

The share of general government financial liabilities held by other monetary financial institutions. The aggregate is calculated according to the methodological criteria established in European Council Regulation no. 479/2009.

S382950M - General Government: gross debt held by other financial institutions

The share of general government financial liabilities held by other financial institutions. The aggregate is calculated according to the methodological criteria established in European Council Regulation no. 479/2009.

S569014M - General Government: gross debt held by non-residents

The share of general government financial liabilities held by non-residents. The aggregate is partly estimated on the basis of information contained in reports for the calculation of the Balance of payment; it includes liabilities connected with loans granted to countries belonging to EMU via the European Financial Stability Facility. The aggregate is calculated according to the methodological criteria established in European Council Regulation no. 479/2009. As of December 2008, the data are collected on a share-by-share basis, at nominal value and include shares subscribed by the Eurosystem, apart from those held by the Bank of Italy, under the Securities market programme (SMP) and the Public sector purchase programme (PSPP).

S501942M - General Government: gross debt held by other residents

The share of general government financial liabilities held by other residents not belonging to general government. The aggregate is calculated as a residual according to the methodological criteria established in European Council Regulation no. 479/2009.

S319464M - General Government: gross debt

The sum of general government financial liabilities, excluding those that are assets of general government entities. The aggregate is calculated according to the methodological criteria established in European Council Regulation no. 479/2009.

TCCE0225 - General government debt: by subsector

S319464M - General Government: gross debt

The sum of general government financial liabilities, excluding those that are assets of general government entities. The aggregate is calculated according to the methodological criteria established in European Council Regulation no. 479/2009.

S554881M - Central Government: securities

Securities issued by central government and not subscribed by general government entities. They are included at nominal value. For securities denominated in foreign currencies, the conversion is made using the end-of-period exchange rate. Account is also taken of swaps. The series also includes securities issued for the settlement of past debts, those issued by former autonomous government agencies to be redeemed by the state and those issued in December 1993 to establish the Treasury payments account at the Bank of Italy pursuant to Law 483/1993 and those issued in November 1994 to consolidate the suspense account referred to in the Ministerial Decree of 15.11.1994 (76.206 trillion lire); the latter securities, initially held in the Bank of Italy's portfolio, were the subject of a bond conversion transaction in December 2002. Following the decisions of Eurostat announced on 23 May 2005, the series includes securities issued by Infrastrutture S.p.A. to finance the construction of high-speed railway infrastructure.

S288236M - Central Government: loans from other monetary financial institutions

Loans disbursed by resident monetary financial institutions, the European Investment Bank and, as of September 2006, Cassa Depositi e Prestiti S.p.A. to be

redeemed by the state. Loans denominated in foreign currencies are converted using the end-of-period exchange rate. Following the decisions of Eurostat announced on 23 May 2005, the series loans raised by Infrastrutture S.p.A. to finance the construction of high-speed railway infrastructure, net of the part of the specific-purpose loans not yet disbursed by Cassa Depositi e Prestiti S.p.A. and included in the deposits in the supervisory reports.

S102740M - Central Government: consolidating items

Central government financial liabilities that are assets of entities belonging to other subsectors of general government. The aggregate is calculated according to the methodological criteria established in European Council Regulation no. 479/2009.

S630911M - Central Government: gross debt

The sum of central government financial liabilities, excluding those that are assets of general government entities. The aggregate is calculated according to the methodological criteria established in European Council Regulation no. 479/2009.

S079329M - Central Government: unconsolidated gross debt

The sum of central government financial liabilities (excluding those held by that subsector), including those that are assets of entities belonging to the other subsectors of general government. The aggregate is calculated according to the methodological criteria established in European Council Regulation no. 479/2009.

S595969M - Local Government: securities

Securities issued by local government and not subscribed by general government entities. They are included at nominal value. For securities denominated in foreign currencies, the conversion is made using the end-of-period exchange rate. Account is also taken of swaps.

S308890M - Local Government: loans from other monetary financial institutions

Loans disbursed by resident monetary financial institutions, the European Investment Bank and, as of September 2006, Cassa Depositi e Prestiti S.p.A. to be redeemed by local government. Loans denominated in foreign currencies are converted using the end-of-period exchange rate, net of the part of the specific-purpose loans not yet disbursed by Cassa Depositi e Prestiti S.p.A. and included in the deposits in the supervisory reports.

S148651M - Local Government: consolidating items

Local government financial liabilities that are assets of entities belonging to the other subsectors of general government. The aggregate is calculated according to the methodological criteria established in European Council Regulation no. 479/2009.

S653442M - Local Government: gross debt

The sum of local government financial liabilities, excluding those that are assets of general government entities. The aggregate is calculated according to the methodological criteria established in European Council Regulation no. 479/2009.

S139396M - Local Government: unconsolidated gross debt

The sum of local government financial liabilities (excluding those held by that subsector), including those that are assets of entities belonging to the other subsectors of general government. The aggregate is calculated according to the methodological criteria established in European Council Regulation no. 479/2009.

S167668M - Social security funds: consolidating items

Financial liabilities of social security institutions that are assets of entities belonging to the other subsectors of general government. The aggregate is calculated according to the methodological criteria established in European Council Regulation no. 479/2009.

S493639M - Social security institutions: gross debt

The sum of the financial liabilities of social security institutions, excluding those that are assets of general government entities. The aggregate is calculated according to the methodological criteria established in European Council Regulation no. 479/2009.

S159481M - Social security institutions: unconsolidated gross debt

The sum of the financial liabilities of social security institutions (excluding those held by that subsector), including those that are assets of entities belonging to the other subsectors of general government. The aggregate is calculated according to the methodological criteria established in European Council Regulation no. 479/2009.

TCCE0250 - Local government debt: by subsector and instrument

S291319M - Municipalities: securities

Securities issued by municipalities and unions of municipalities and not subscribed by general government entities. For securities denominated in foreign currencies, the conversion is made using the end-of-period exchange rate. Account is also taken of swaps.

S303852M - Municipalities: loans from other monetary financial institutions and CDP SpA

Loans disbursed by resident monetary financial institutions, Depositi e Prestiti S.p.A. and the European Investment Bank to be redeemed by municipalities and unions of municipalities. Loans denominated in foreign currencies are converted using the end-of-period exchange rate, net of the part of the specific-purpose loans not yet disbursed by Cassa Depositi e Prestiti S.p.A. and included in the deposits in the supervisory reports.

S274087M - Municipalities: gross debt

The sum of the financial liabilities of municipalities and unions of municipalities excluding those that are assets of general government entities. The aggregate is calculated according to the methodological criteria established in European Council Regulation no. 479/2009.

S653442M - Local Government: gross debt

The sum of local government financial liabilities, excluding those that are assets of general government entities. The aggregate is calculated according to the methodological criteria established in European Council Regulation no. 479/2009.

S612101M - Regions and autonomous Provinces: securities

Securities issued by regions and not subscribed by general government entities. They are included at nominal value. For securities denominated in foreign currencies, the conversion is made using the end-of-period exchange rate. Account is also taken of swaps.

S645440M - Regions and autonomous: loans from other monetary financial institutions and CDP SpA

Loans disbursed by resident monetary financial institutions, Cassa Depositi e Prestiti S.p.A. and the European Investment Bank to be redeemed by regions. Loans denominated in foreign currencies are converted using the end-of-period exchange rate, net of the part of the

specific-purpose loans not yet disbursed by Cassa Depositi e Prestiti S.p.A. and included in the deposits in the supervisory reports.

S599075M - Regions and autonomous Provinces: gross debt

The sum of the financial liabilities of regions, excluding those that are assets of general government entities. The aggregate is calculated according to the methodological criteria established in European Council Regulation no.479/2009. The series also includes the liabilities in connection with securitizations of receivables from health-sector bodies.

S222859M - Provinces: securities

Securities issued by provinces and metropolitan areas and not subscribed by general government entities. For securities denominated in foreign currencies, the conversion is made using the end-of-period exchange rate. Account is also taken of swaps.

S254411M - Provinces: loans from other monetary financial institutions and CDP SpA

Loans disbursed by resident monetary financial institutions, Depositi e Prestiti S.p.A. and the European Investment Bank to be redeemed by provinces and metropolitan areas. Loans denominated in foreign currencies are converted using the end-of-period exchange rate, net of the part of the specific-purpose loans not yet disbursed by Cassa Depositi e Prestiti S.p.A. and included in the deposits in the supervisory reports.

S893669M - Provinces: gross debt

The sum of the financial liabilities of provinces and metropolitan areas excluding those that are assets of general government entities. The aggregate is calculated according to the methodological criteria established in European Council Regulation no. 479/2009.

S737731M - Other Local Government: gross debt

The sum of the financial liabilities of other local government entities, excluding those that are assets of general government entities. The aggregate is calculated according to the methodological criteria established in European Council Regulation no. 479/2009.

TCCE0275 - Local government debt: by geographical area

S653442M - Local Government: gross debt

The sum of local government financial liabilities,

excluding those that are assets of general government entities. The aggregate is calculated according to the methodological criteria established in European Council Regulation no. 479/2009.

S775460M - North-West: gross debt

The sum of the financial liabilities of local government entities located in the North-West, excluding those that are assets of general government entities. The aggregate is calculated according to the methodological criteria established in European Council Regulation no. 479/2009.

S800808M - South: gross debt

The sum of the financial liabilities of local government entities located in the South, excluding those that are assets of general government entities. The aggregate is calculated according to the methodological criteria established in European Council Regulation no. 479/2009.

S837146M - Islands: gross debt

The sum of the financial liabilities of local government entities located in the Islands, excluding those that are assets of general government entities. The aggregate is calculated according to the methodological criteria established in European Council Regulation no. 479/2009.

S785031M - North-East: gross debt

The sum of the financial liabilities of local government entities located in the North-East, excluding those that are assets of general government entities. The aggregate is calculated according to the methodological criteria established in European Council Regulation no. 479/2009.

S791946M - Centre: gross debt

The sum of the financial liabilities of local government entities located in the Centre, excluding those that are assets of general government entities. The aggregate is calculated according to the methodological criteria established in European Council Regulation no. 479/2009.

TCCE0300 - General government debt, deposits and other assets

S371683M - Treasury payments account

The Treasury payments account (Law 483/1993).

S399281M - Sinking fund for the redemption of Government securities

The sinking fund for the redemption of government

securities (Law 432/1993 as amended by Decree Law 436/1994, reiterated several times and ratified by Law 110/1996). / In January 2015 the fund account and the available balance were transferred from Banca d'Italia to Cassa Depositi e Prestiti Spa (Law 190/2014).

S418613M - General Government: investments of liquid assets

The amounts generated by OPTES operations involving Treasury liquidity investments with the banking system under the new system for managing the Treasury's liquidity on deposit with the Bank of Italy. These operations are carried out by way of auctions or bilateral negotiation. (Ministry Decree 25391 of 25 October 2011).

S411680M - General Government: other deposits held with Bank of Italy

Other time deposits. Consists mainly of the Treasury's current account, instituted under the convention between the Bank of Italy and the counterparties admitted to the operations on behalf of the Treasury (OPTES) (Decree of the Ministry for the Economy and Finance 25391, 25 October 2011).

S202988M - General Government: deposits held with Central bank

Consists mainly of the Treasury payments account (Law 483/1993 and Ministerial Decree of 19.09.2005), the sinking fund for the redemption of government securities (Law 432/1993 as amended by Decree Law 436/1994, reiterated several times and ratified by Law 110/1996) and other time deposits.

S752783M - General Government: deposits held with other resident monetary financial institutions net of investments of liquid assets

The sum of general government deposits held with resident monetary financial institutions. Does not include OPTES operations involving Treasury liquidity investments with resident institutions, part of the specific-purpose loans not yet disbursed by Cassa Depositi e Prestiti S.p.A. and sinking fund for the redemption of government securities.

S329544M - General Government: Treasury's liquid balances

Consists of the Treasury payments account (Law 483/1993 and Ministerial Decree of 19.09.2005), the sinking fund for the redemption of government securities (Law 432/1993 as amended by Decree Law 436/1994, reiterated several times and ratified by Law 110/1996), other time deposits, operations on behalf of the Treasury (OPTES) involving the

investment of Treasury funds with the banking system (Decree of the Ministry for the Economy and Finance 25391, 25 October 2011) and, until November 1994, the Treasury's current account with the Bank of Italy and a suspense account (Law 483/1993).

- - General Government: deposits held with Central bank (excluding sinking Fund)

Consists mainly of the Treasury payments account (Law 483/1993 and Ministerial Decree of 19.09.2005) and other time deposits.

S319464M - General Government: gross debt

The sum of general government financial liabilities, excluding those that are assets of general government entities. The aggregate is calculated according to the methodological criteria established in European Council Regulation no. 479/2009.

S687961M - General government: debt net of Treasury's liquid balances

The sum of the financial liabilities of general government, excluding those that are assets of general government entities, net of deposits held with the Bank of Italy and OPTES operations involving the Treasury liquidity investments with the banking system. The aggregate is calculated according to the methodological criteria established in European Council Regulation no. 479/2009.

S452657M - Central Government: liabilities connected with loans to EMU member states (bilateral or through the European Financial Stability Facility - EFSF)

Liabilities connected with loans granted to countries belonging to the Economic and Monetary Union both bilaterally and via the European Financial Stability Facility.

S271668M - Central Government: participation in the capital by European Stability Mechanism (ESM)

Participation in the capital of the European Stability Mechanism (ESM). The ESM's capital amounts to " 700 billion, of which " 80 billion to be paid up by the participating Member States not later than the end of the first half of 2014; the remaining part consists of callable capital.

TCCE0325 - General government debt: by residual maturity

S319464M - General Government: gross debt

The sum of general government financial liabilities, excluding those that are assets of general government

entities. The aggregate is calculated according to the methodological criteria established in European Council Regulation no. 479/2009.

S897714M - General Government: gross debt with residual maturity up to 1 year

The sum of local government financial liabilities, excluding those that are assets of general government entities. The aggregate is calculated according to the methodological criteria established in European Council Regulation no. 479/2009.

S381602M - General Government: gross debt with residual maturity over 1 and up to 5 years

The sum of general government financial liabilities with residual maturity of between 1 and 5 years, excluding those that are assets of general government entities. Until November 2008 the residual maturity of the loans is estimated on the basis of that of the securities; until August 2010 the residual maturity of the loans disbursed by Cassa Depositi e Prestiti is estimated on the basis of that of the loans of MFIs. The aggregate is calculated according to the methodological criteria established in European Council Regulation no. 479/2009.

S401566M - General Government: gross debt with residual maturity over 5 years

The sum of general government financial liabilities with residual maturity of more than 5 years, excluding those that are assets of general government entities. Until November 2008 the residual maturity of the loans is estimated on the basis of that of the securities; until August 2010 the residual maturity of the loans disbursed by Cassa Depositi e Prestiti is estimated on the basis of that of the loans of MFIs. The aggregate is calculated according to the methodological criteria established in European Council Regulation no. 479/2009.

S388595M - General Government: variable interest rate instruments with residual maturity over 1 and up to 5 years

The sum of general government variable rate financial liabilities with residual maturity of between 1 and 5 years, excluding those that are assets of general government entities. Until November 2008 the residual maturity of the loans is estimated on the basis of that of the securities; until August 2010 the residual maturity of the loans disbursed by Cassa Depositi e Prestiti is estimated on the basis of that of the loans of MFIs. The aggregate is calculated according to the methodological criteria established in European Council

Regulation no. 479/2009.

S416526M - General Government: variable interest rate instruments with residual maturity over 5 years

The sum of general government variable rate financial liabilities with residual maturity of more than 5 years, excluding those that are assets of general government entities. Until November 2008 the residual maturity of the loans is estimated on the basis of that of the securities; until August 2010 the residual maturity of the loans disbursed by Cassa Depositi e Prestiti is estimated on the basis of that of the loans of MFIs. The aggregate is calculated according to the methodological criteria established in European Council Regulation no. 479/2009.

S426962M - General Government: average residual maturity of gross debt

The average residual maturity in years of general government financial liabilities, excluding those that are assets of general government entities. Until November 2008 the residual maturity of the loans is estimated on the basis of that of the securities; until August 2010 the residual maturity of the loans disbursed by Cassa Depositi e Prestiti is estimated on the basis of that of the loans of MFIs. The aggregate is calculated according to the methodological criteria established in European Council Regulation no. 479/2009.

TCCE0350 - Gross general government debt position: by original maturity, instrument, currency of denomination and residence of the creditors

S944476M - General Government: currency and deposits (liabilities) in domestic currency

Post Office funds, coins in circulation and deposits held with the Treasury by entities outside general government. As of December 2003, following the exclusion of Cassa Depositi e Prestiti from general government, Post Office funds include only the part pertaining to Ministry for the Economy and Finance. This comprises ordinary and fixed-term post office savings certificates, and Post Office current accounts. Following the decisions of Eurostat announced on 23 May 2005, the series includes the prepayments of taxes by tax collection agencies (Decree Law 341/2003 ratified by Law 31/2004 and Decree Law 282/2004 ratified by Law 307/2004).

S255130M - General Government: short-term currency and deposits

Coins in circulation, deposits with the Treasury of non-

general-government bodies and post office funds except for fixed-term post office savings certificates and post office savings-book time deposits. As of December 2003, following the exit of Cassa Depositi e Prestiti from the general government sector, post office funds include only the portion pertaining to the Ministry for the Economy and Finance. It includes ordinary post office savings certificates and post office current accounts. Following Eurostat's decision of 23 May 2005, the series includes the deposits made in advance by tax collection agents (Decree Law 341/2003, converted into Law 31/2004 and Decree Law 282/2004, converted into Law 307/2004).

S271256M - General Government: medium and long-term currency and deposits with payment due in less than one year

The portion pertaining to the Ministry for the Economy and Finance of post office savings-book time deposits and fixed-term post office savings certificates with a residual maturity of one year or less.

S285897M - General Government: medium and long-term currency and deposits with payment due in more than one year

The portion pertaining to the Ministry for the Economy and Finance of post office savings-book time deposits and fixed-term post office savings certificates with a residual maturity of more than one year.

S299588M - General Government: debt securities

Debt securities issued by general government and not taken up by entities belonging to the same sector. The securities are valued at par. For securities denominated in currencies other than the euro, the translation is made using the end-of-period exchange rate. Swaps are taken into consideration. The series includes securities issued in repayment of past debts, those issued by the former autonomous agencies, which are repaid from the budget, those issued in 1993 to set up the Treasury's current account with the central bank in accordance with Law 483/1993, and those issued in November 1994 in connection with the conversion of the temporary Treasury account pursuant to Ministerial Decree of 15/11/1994 (76,206 billion lire). The latter, which were initially held in the Bank of Italy's portfolio, were the subject of a bond conversion transaction in December 2002. Following Eurostat's decision of 23 May 2005, the series includes the securities issued by Infrastrutture S.p.A. to finance high-speed railway investments.

S571730M - General Government: short-term securities

Securities with an initial maturity equal to or less than one year issued by general government and not subscribed by general government entities. The securities are included at nominal value. For securities denominated in foreign currencies, the conversion is made using the end-of-period exchange rate. Account is also taken of swaps.

S275638M - General Government: medium and long-term debt securities with payment due in less than one year

Securities with an original maturity of more than one year and a residual maturity of one year or less issued by general government, excluding those taken up by entities belonging to the same sector. The securities are valued at par. For securities denominated in currencies other than the euro, the translation is made using the end-of-period exchange rate. Swaps are taken into consideration.

S288235M - General Government: medium and long-term debt securities with payment due in more than one year

Securities with a residual maturity of more than one year issued by general government, excluding those taken up by entities belonging to the same sector. The securities are valued at par. For securities denominated in currencies other than the euro, the translation is made using the end-of-period exchange rate.

S303223M - General Government: loans

Loans granted to general government, excluding those that are assets of entities belonging to the same sector. For the components, see Table TCCE0175.

S260419M - General Government: short-term loans

Loans granted to general government with an original maturity of one year or less, excluding those that are assets of entities belonging to the same sector.

S278851M - General Government: medium and long-term loans with payment due in less than a year

Loans granted to general government with an original maturity of more than one year and a residual maturity of one year or less, excluding those that are assets of entities belonging to the same sector.

S294377M - General Government: medium and long-term loans with payment due in more than one year

Loans granted to general government with a residual maturity of more than one year, excluding those that are assets of entities belonging to the same sector.

S569014M - General Government: gross debt held by non-residents

The share of general government financial liabilities held by non-residents. The aggregate is partly estimated on the basis of information contained in reports for the calculation of the Balance of payment; it includes liabilities connected with loans granted to countries belonging to EMU via the European Financial Stability Facility. The aggregate is calculated according to the methodological criteria established in European Council Regulation no. 479/2009. As of December 2008, the data are collected on a share-by-share basis, at nominal value and include shares subscribed by the Eurosystem, apart from those held by the Bank of Italy, under the Securities market programme (SMP) and the Public sector purchase programme (PSPP).

S315045M - General Government: gross debt held by residents

The portion of general government financial liabilities held by residents. For the components, see Table TCCE0200.

S319464M - General Government: gross debt

The sum of general government financial liabilities, excluding those that are assets of general government entities. The aggregate is calculated according to the methodological criteria established in European Council Regulation no. 479/2009.

S050580M - General Government: gross debt with initial maturity > 1 year

The sum of general government financial liabilities with initial maturity of more than one year, excluding those that are assets of general government entities. The aggregate is calculated according to the methodological criteria established in European Council Regulation no. 479/2009.

S016663M - General Government: gross debt denominated in foreign currencies

The sum of general government financial liabilities denominated in foreign currency, excluding those that are assets of entities belonging to the same sector. The aggregate is calculated in accordance with the methods laid down in Council Regulation (EC) No. 479/2009.

S307307M - General Government: gross debt denominated in Euros

The sum of general government financial liabilities denominated in euros, excluding those that are assets of entities belonging to the same sector. The aggregate is calculated in accordance with the methods laid down in

Council Regulation (EC) No. 479/2009.

S267138M - General Government: medium and long-term gross debt with payment due in less than one year

The sum of general government financial liabilities with an original maturity of more than one year and a residual maturity of one year or less, excluding those that are assets of entities belonging to the same sector. The aggregate is calculated in accordance with the methods laid down in Council Regulation (EC) No. 479/2009.

S281247M - General Government: medium and long-term gross debt with payment due in more than one year

The sum of general government financial liabilities with a residual maturity of more than one year, excluding those that are assets of entities belonging to the same sector. The aggregate is calculated in accordance with the methods laid down in Council Regulation (EC) No. 479/2009.

S250685M - General Government: short-term gross debt

The sum of general government financial liabilities with an original maturity of one year or less, excluding those that are assets of entities belonging to the same sector. The aggregate is calculated in accordance with the methods laid down in Council Regulation (EC) No. 479/2009.

TCCE0375 - Gross central government debt position: by original maturity, instrument, currency of denomination and residence of the creditors

S608441M - Central Government: currency and deposits (consolidated within Central Government)

The aggregate coincides with that specified for general government (see Table TCCE0175).

S342477M - Central Government: short-term currency and deposits

The aggregate coincides with that specified for general government (see Table TCCE0350).

S586452M - Central Government: medium and long-term currency and deposits with payment due in less than one year

The aggregate coincides with that specified for general government (see Table TCCE0350).

S598731M - Central Government: medium and long-term currency and deposits with payment due in more than one year

The portion pertaining to the Ministry for the Economy and Finance of post office savings-book time deposits and fixed-term post office savings certificates with a residual

maturity of more than one year.

S611835M - Central Government: debt securities (consolidated within Central Government)

Debt securities issued by central government and not taken up by entities belonging to the same sector. The securities are valued at par. For securities denominated in currencies other than the euro, the translation is made using the end-of-period exchange rate. Swaps are taken into consideration. The series includes securities issued in repayment of past debts, those issued by the former autonomous agencies, which are repaid from the budget, those issued in 1993 to set up the Treasury's current account with the central bank in accordance with Law 483/1993, and those issued in November 1994 in connection with the conversion of the temporary Treasury account pursuant to Ministerial Decree of 15/11/1994 (76,206 billion lire). The latter, which were initially held in the Bank of Italy's portfolio, were the subject of a bond conversion transaction in December 2002. Following Eurostat's decision of 23 May 2005, the series includes the securities issued by Infrastrutture S.p.A. to finance high-speed railway investments.

S347911M - Central Government: short-term debt securities (consolidated within Central Government)

Securities with an original maturity of one year or less, issued by central government, excluding those taken up by entities belonging to the same sector. The securities are valued at par. For securities denominated in currencies other than the euro, the translation is made using the end-of-period exchange rate. Swaps are taken into consideration.

S590925M - Central Government: medium and long-term debt securities with payment due in less than one year

The sum of central government financial liabilities with an original maturity of more than one year and a residual maturity of one year or less, excluding those taken up by entities belonging to the same sector but including those that are assets of entities belonging to other sectors of general government. The aggregate is calculated in accordance with the methods laid down in Council Regulation (EC) No. 479/2009.

S602742M - Central Government: medium and long-term debt securities with payment due in more than one year

Securities with a residual maturity of more than one year issued by central government, excluding those taken up by entities belonging to the same sector. The securities are

valued at par. For securities denominated in currencies other than the euro, the translation is made using the end-of-period exchange rate. Swaps are taken into consideration.

S626630M - Central Government: loans (consolidated within Central Government)

Loans granted to central government, excluding those that are assets of entities belonging to the same sector. For loans denominated in currencies other than the euro, the translation is made using the end-of-period exchange rate. The series includes loans granted by banks and monetary funds (see Table TCCE0225) and other residents, liabilities to the Bank of Italy, the proceeds of securitization transactions for the part considered as loans according to the Eurostat criteria, the liabilities in connection with loans to EMU countries via the European Financial Stability Facility and, from 1997 onwards, assignments without recourse to non-bank financial intermediaries in accordance with the Eurostat decision of 31 July 2012. As of December 2003, following the exit of Cassa Depositi e Prestiti from the general government sector, the series included, until August 2006, the loans granted by Cassa Depositi e Prestiti S.p.A. to central government net of the part of the specific-purpose loans not yet disbursed and included in the deposits in the supervisory reports. Following Eurostat's decision of 23 May 2005, the series includes the securities issued by Infrastrutture S.p.A. to finance high-speed railway investments.

S353217M - Central Government: short-term loans (consolidated within Central Government)

Loans granted to central government with an original maturity of one year or less. The series includes liabilities to the Bank of Italy and, from 1997 onwards, assignments without recourse to non-bank financial intermediaries in accordance with the Eurostat decision of 31 July 2012.

S594041M - Central Government: medium and long-term loans with payment due in less than a year

Loans granted to central government with an original maturity of more than one year and a residual maturity of one year or less.

S605777M - Central Government: medium and long-term loans with payment due in more than one year

Loans granted to central government with a residual maturity of more than one year. For loans denominated in currencies other than the euro, the translation is made using the end-of-period exchange rate.

S677552M - Central Government: gross debt held by non-residents

The portion of central government financial liabilities held by non-residents.

S670895M - Central Government: gross debt held by residents

The portion of central government financial liabilities held by residents.

S079329M - Central Government: unconsolidated gross debt

The sum of central government financial liabilities (excluding those held by that subsector), including those that are assets of entities belonging to the other subsectors of general government. The aggregate is calculated according to the methodological criteria established in European Council Regulation no. 479/2009.

S360152M - Central Government: medium and long-term gross debt

The sum of central government financial liabilities with an original maturity of more than one year, excluding those that are assets of entities belonging to the same sector but including those that are assets of entities belonging to other sectors of general government. The aggregate is calculated in accordance with the methods laid down in Council Regulation (EC) No. 479/2009.

S664038M - Central Government: total unconsolidated debt in foreign currencies

The sum of central government financial liabilities denominated in foreign currency, excluding those that are assets of entities belonging to the same sector but including those that are assets of entities belonging to other sectors of general government. The aggregate is calculated in accordance with the methods laid down in Council Regulation (EC) No. 479/2009.

S654026M - Central Government: gross debt denominated in Euros

The sum of central government financial liabilities denominated in euros, excluding those that are assets of entities belonging to the same sector but including those that are assets of entities belonging to other sectors of general government. The aggregate is calculated in accordance with the methods laid down in Council Regulation (EC) No. 479/2009.

S369718M - Central Government: long-term gross debt with payment due in less than one year

The sum of central government financial liabilities with an original maturity of more than one year and a residual maturity of one year or less, excluding those that are assets of entities belonging to the same sector but including those that are assets of entities belonging to other sectors of general government. The aggregate is calculated in accordance with the methods laid down in Council Regulation (EC) No. 479/2009.

S596223M - Central Government: medium and long-term gross debt with payment due in more than one year

The sum of central government financial liabilities with a residual maturity of more than one year, excluding those that are assets of entities belonging to the same sector but including those that are assets of entities belonging to other sectors of general government. The aggregate is calculated in accordance with the methods laid down in Council Regulation (EC) No. 479/2009.

S335556M - Central Government: short-term gross debt

The sum of general government financial liabilities with an original maturity of one year or less, excluding those that are assets of entities belonging to the same sector but including those that are assets of entities belonging to other sectors of central government. The aggregate is calculated in accordance with the methods laid down in Council Regulation (EC) No. 479/2009.

GENERAL INFORMATION

- I - Unless indicated otherwise, figures have been computed by the Bank of Italy,
- II - Symbols and Conventions:
 - the phenomenon in question does not occur;
 - „„„ the phenomenon occurs but its value is not known;
 - „ the value is known but is nil or less than half the final digit shown,Figures in parentheses in roman type () are provisional, Those in parentheses in italics () are estimated,
- III - The tables are identified both by a number and by an alphanumeric code that defines the content of the table in the database in the electronic archive in which information to be released to the public is held, A similar code identifies the different aggregates shown in each table,
- IV - The methodological notes in the last part of the Supplement are identified by electronic codes that refer to the tables and, within each table, to the individual aggregates, Notes that refer to a single observation are also identified by the date of that observation,

SUPPLEMENTS TO THE STATISTICAL BULLETIN

Money and Banking (monthly)

The Financial Market (monthly)

The Public Finances, borrowing requirement and debt (monthly)

Balance of Payments and International Investment Position (monthly)

Financial Accounts (quarterly)

Payment System (half yearly)

Public Finance Statistics in the European Union (half yearly)

Local Government Debt (half yearly)

Household Wealth in Italy (annual)

Sample Surveys (irregular)

Methodological Notes (irregular)

All the supplements are available on the Bank of Italy's site:

<http://www.bancaditalia.it/statistiche/index.html?com.dotmarketing.htmlpage.language=1>

Requests for clarifications concerning data contained in this publication can be sent by e-mail to statistiche@bancaditalia.it

