



BANCA D'ITALIA
EUROSISTEMA

Temi di Discussione

(Working Papers)

Sacrifice ratio or welfare gain ratio? Disinflation
in a DSGE monetary model

By Guido Ascari and Tiziano Ropele

January 2010

number

736



BANCA D'ITALIA
EUROSISTEMA

Temi di discussione

(Working papers)

Sacrifice ratio or welfare gain ratio?
Disinflation in a DSGE monetary model

By Guido Ascari and Tiziano Ropele

Number 736 - January 2010

The purpose of the Temi di discussione series is to promote the circulation of working papers prepared within the Bank of Italy or presented in Bank seminars by outside economists with the aim of stimulating comments and suggestions.

The views expressed in the articles are those of the authors and do not involve the responsibility of the Bank.

Editorial Board: PATRIZIO PAGANO, ALFONSO ROSOLIA, UGO ALBERTAZZI, ANDREA NERI, GIULIO NICOLETTI, PAOLO PINOTTI, ENRICO SETTE, MARCO TABOGA, PIETRO TOMMASINO, FABRIZIO VENDITTI.

Editorial Assistants: ROBERTO MARANO, NICOLETTA OLIVANTI.

SACRIFICE RATIO OR WELFARE GAIN RATIO? DISINFLATION IN A DSGE MONETARY MODEL

by Guido Ascari* and Tiziano Ropele**

Abstract

When taken to examine disinflation monetary policies, the current workhorse DSGE model of business cycle fluctuations successfully accounts for the main stylized facts in terms of recessionary effects and sacrifice ratio. We complement the transitional analysis of the short-run costs with a rigorous welfare evaluation and show that, despite the long-lasting economic downturn, disinflation entails non-zero overall welfare gains.

JEL Classification: E31, E5.

Keywords: disinflation, sacrifice ratio, non-linearities.

Contents

1. Introduction.....	5
2. An operational model of the business cycle	7
3. The short-run effects of disinflation	10
4. A welfare based measure of the cost of disinflation.....	16
5. Conclusions.....	22
References	23
Appendix	27

* University of Pavia and Kiel Institute for the World Economy.

** Bank of Italy and Kiel Institute for the World Economy.

1 Introduction¹

Disinflation is a long-standing issue in monetary economics.

On the empirical side, there is ample evidence that disinflations yield short-run output losses. Indisputably, the key indicator to gauge the real costs of disinflation has been the sacrifice ratio, calculated as the ratio between the cumulative percentage output loss, i.e., the difference between actual and potential output, and the size of disinflation. Thus, the sacrifice ratio measures the real output cost per unit of permanent decrease in inflation. A wealth of empirical studies estimated the costs of disinflation for various countries, using different econometric methodologies. In general, estimates of these costs exhibit a great deal of variation across countries, episodes or time periods and estimation methods. Gordon and King (1982) is an early assessment of the sacrifice ratio for the U.S., based on the estimation of autoregressive Phillips curves (see more recently, Andersen and Wascher, 1999). For EMU countries, Cuñado and Gracia (2003) reports estimates of the sacrifice ratio between 0.55 and 1.96. Ball (1994b) analyses specific disinflationary episodes in 19 moderate-inflation OECD countries between 1960 and 1991, and comes up with estimates of sacrifice ratio between 1.8 and 3.3 (see also Mankiw, 1999, and Zhang, 2005). Using the Vector Autoregression (VAR) methodology, Cecchetti and Rich (2001) find estimates of the sacrifice ratio between 1 and 10 for the U.S., while Durand et al. (2007) studies twelve EMU countries and reports substantially lower sacrifice ratios, namely, between 0.23 to 0.75. In summary, among different empirical studies there seems to be little disagreement on the following facts: (i) a disinflation yields a loss in output; (ii) the value of the sacrifice ratio varies across countries and time periods, but a plausible range is between 0.23 and 3.3.

¹We would like to thank Jean Pascal Bénassy, Pierpaolo Benigno, Mark Gertler, Tommaso Monacelli and seminar participants at the CDMA Workshop in St. Andrews, Federal Reserve Bank of New York, Paris School of Economics, Piero Moncasca Workshop at the Einaudi Institute for Economics and Finance, 2008 Computing in Economics and Finance conference, 49ma Riunione Annuale della Società Italiana degli Economisti. Ascari thanks the MIUR for financial support through the PRIN 05 and PRIN 07 programme. The views expressed herein are those of the authors and do not necessarily reflect those of the Bank of Italy. The usual disclaimer applies.

On the theoretical side, however, there is a widespread view that the basic *linearized* New Keynesian DSGE model, as in Clarida, Gali and Gertler (1999), fails to replicate a costly disinflation. In a nutshell, being based on the Calvo (1983) price staggered mechanism the basic New Keynesian DSGE model only delivers price stickiness but not inflation inertia. To the contrary, inflation rate is described as a forward-looking variable that can immediately adjust after a disinflation, without any costly adjustment of output. Ball (1994a) was among the firsts to point out this inconsistency of standard sticky price models, in which a disinflation could also be followed by a boom rather than a slump (see also Burstein, 2006). Indeed, in a subsequent paper, Ball (1995) calls for imperfect credibility as a necessary device to explain the observed output costs of a disinflationary policy. More recently, Erceg and Levin (2003) and Goodfriend and King (2005) introduce imperfect credibility in a standard New Keynesian model to explain the famous Volcker disinflation (see also Nicolae and Nolan (2006)). Also Mankiw (2001) forcefully expresses the view that standard sticky price models cannot deliver inflation persistence and thus justify the costs of disinflation. Indeed, this drawback was one of the main reason that led Mankiw and Reis (2002) to propose a different model of price stickiness based on sticky information.

Nowadays, however, there is an operational model of business cycle fluctuations, based on the seminal work of Christiano et al. (2005) (CEE, henceforth). They show that a medium-scale New Keynesian model, enlarged to accommodate various nominal and real frictions, matched reasonably well the empirical fluctuations along the business cycle. Indeed, this model (or some slightly modified version of it) has been widely and successfully employed both in empirical work (e.g., Smets and Wouters, 2003, Altig et al., 2004,) and in normative analysis (e.g., Schmitt-Grohé and Uribe, 2005).

However, it is surprising that no one has so far judged the ability of the CEE model to account for the costs of disinflation and more in general to address the issue of disinflation from a welfare perspective. This is what we do in this paper. We deliberately restrain ourselves from changing any of the features of our reference model and the structural parameters values as estimated or calibrated by CEE, and address two questions:

1. How successful is the current operational New Keynesian DSGE model of business

cycle at replicating the empirically estimated costs of disinflation and sacrifice ratio, without resorting to any kind of imperfect credibility and/or information or of irrationality in expectations?

2. How costly is a credible disinflation in terms of welfare?

The answer to the first question is: quite a lot. Indeed, the simulation of the model indicates that a credible disinflation leads a prolonged decline of output and that the value of the sacrifice ratio is well in line with the available empirical evidence.

With regards to the second question, we work out a rigorous welfare evaluation of the costs of a disinflation, constructing a welfare based sacrifice ratio. Interestingly, despite the prolonged slump in output, we show that *a disinflation implies small welfare gains*. The size of these welfare gains is very small: equal to a permanent increase in initial steady state consumption of 0.06-0.07% each period per each point of diminished inflation. More precisely, given the CEE parameters, negligible long-run gains prevail on even smaller short run costs. Indeed, surprisingly enough, the short run costs of a disinflation are negligible, despite the transitional economic downturn.

Finally, we want to raise a methodological consideration. Unlike the standard practice in the literature of approximating the model structural equations, here we simulate numerically the original non-linear model. In our view, this is crucial because taking linear or log-linear approximations may rule out some important transmission mechanisms. Yun (2005), for instance, emphasizes the role of relative price dispersion, often neglected in linear models, in driving his results for optimal monetary policy. Also, money is non superneutral in the CEE model. In this case, Ascari and Merkl (2007) shows that the use of log-linear approximations to study a disinflation can lead to misleading results, since a disinflation implies a movement from one steady state to another one.

2 An Operational Model of the Business Cycle

To study the effects of disinflationary monetary policy we rely on the operational medium scale New Keynesian DSGE model developed in CEE and then taken on, among others,

in Smets and Wouters (2003) and Schmitt-Grohé and Uribe (2005, 2007). In this section we discuss some key features of the model and leave to the Appendix a brief description of the structural equations and parameters calibration.

The model features both real and nominal frictions, which are deemed to be crucial to replicate the dynamic properties of the business cycle (see CEE for US or Smets and Wouters, 2003, for the Euro Area). Real frictions include: monopolistic competition in goods and labor markets, internal habit in consumption, variable capital utilization and adjustment costs in investment decisions. As for nominal frictions: prices and wages are sticky à la Calvo with a clause of indexation. In particular, each period only a fraction of prices and wages are set optimally; those prices and wages that cannot be reoptimized are automatically adjusted to keep up with the inflation rate occurred in previous period. Finally, money balances enter the model in two ways: households derive direct utility from holding real money balances (i.e., assumption of money-in-the-utility function) and entrepreneurs must hold nominal money balances to pay wages before production (i.e., assumption of cash-in-advance).

We depart from our reference models with regards to monetary policy. We assume the central bank sets the short-term nominal interest rate, i.e., i_t , according to the non-linear rule defined by

$$\frac{1 + i_t}{1 + i^*} = \left(\frac{1 + \pi_t}{1 + \pi^*} \right)^\phi, \text{ with } \phi > 1 \quad (1)$$

where π_t , π^* and i^* represent the inflation rate, the inflation target and the nominal interest rate target, respectively. Notice, from the standard consumption Euler equation, it must hold that $1 + i^* = (1 + \pi^*)/\beta$, where β is the representative household's subjective discount factor.

Two distinct features of (1) are worth stressing. Firstly, our postulated nominal interest rate targeting rule does not respond to the output gap. The reason for this choice is the following. We think that a credible cold-turkey disinflation and countercyclical monetary policy behavior cannot coexist. Indeed, after implementing a permanent reduction of inflation target, any attempt to soften the output decline at the expenses of higher inflation, may question monetary authority's credibility to curb inflation. Sec-

only, our postulated nominal interest rate rule lacks an inertial term. Again, we think that central bank's attitude ought to be history independent. Especially at the time the disinflation is implemented, the short-term nominal interest rate has to be adjusted freely in the light of new lower inflation target.

Before analyzing the costs of disinflation, it is important to highlight two things. The first consideration has to do with the deterministic steady state relationship between output and inflation. Although the degree of indexation in prices and wages is calibrated equal to one, money is non-superneutral. This latter result is due to the cash-in-advance constraint on intermediate firms to pay wage bill. As illustrated in CEE, in this case the real marginal cost schedule depends on the nominal interest rate. Albeit this hypothesis is important to match the empirical impulse response functions and the overall short-run dynamics, it also affects the deterministic steady state. Even with full price and wage indexation, positive trend inflation yields real output cost. Indeed, the higher the level of trend inflation, the larger the labor costs for the firms; hence, *ceteris paribus*, the lower the wage paid to workers. In response, households reduce their labor supply and employment falls. Firms in turn decrease their capital stock, because labor and capital are complements in the production function. Eventually, the level of output decreases. The long-run Phillips Curve is not vertical.² Given CEE calibration these effects are rather minor: a permanent 1% reduction in inflation implies roughly a 0.1% increase in steady state output.³

The second consideration we want to draw attention to is methodological and con-

²From an empirical point of view, it has been difficult to tackle this issue within the VAR literature as the Blanchard and Quah (1989) restriction, i.e. no long-run effects of aggregate demand shock on output, is typically used as an identifying restriction (see e.g., Cecchetti and Rich (2001)). However, when this restriction is not imposed, it is not granted that output goes back exactly to its initial level (see Collard et al. (2006) and Fève et al. (2007)).

³It is important to stress that the assumption of full indexation in prices and wages rules out potential real effects arising from nominal rigidities. It is well-known that a positive steady state inflation rate increases steady state price and wage dispersion in the absence of full indexation yielding an inefficiency loss on aggregate production (e.g., Ascari, 2004, Schmitt-Grohé and Uribe, 2005). In other words, with partial wage and/or price indexation the real effects of long-run inflation, and thus also the effects on welfare, would be much larger.

cerns the solution of the model. We have just seen that in the CEE model money is non superneutral. This means that changes in trend inflation have effects on the steady state level of output. In our view, then, whenever a policy experiment leads to a transition between two steady states one should restrain from using standard solution methods based on local approximation. In these instances, it would be preferable and definitely more accurate to use non-linear solutions. And this is what we do in this paper. We simulate the perfect foresight transition path by numerically solving the non linear model in DYNARE.⁴

3 The short-run effects of disinflation

In this section we study the short-run effects of disinflation in the non linear operational New Keynesian DSGE model. However, before doing that, we define the notion of disinflation in the context of our theoretical model. Earlier to the disinflation, the economy is at a steady state characterized by a positive trend inflation π , which is pinned down by the inflation target π_{old}^* , i.e., $\pi = \pi_{\text{old}}^*$. At certain period, say $t = 0$, the central bank reduces unexpectedly, instantaneously and credibly the inflation target from π_{old}^* to π_{new}^* implementing what is commonly known as a cold-turkey disinflation. Agents acknowledge the reduction of inflation target is permanent and do not expect any other policy surprise. Effectively, our disinflation experiment entails a transition between two steady states in a perfect foresight non linear model.

As regards the new inflation target we consider three cases, namely $\pi_{\text{new}}^* = \{0\%, 1\%, 2\%\}$. Cold-turkey disinflations aimed at achieving an inflation target of 1-2% are interesting for at least two reasons. Such targets come near to the actual inflation objectives at work in many central banks, e.g., the Reserve Bank of New Zealand, the Bank of Canada, the Bank of England and the European Central Bank.⁵ Furthermore, an inflation target of 2% is not far-off from the recent estimates of US Federal Reserve's implicit inflation

⁴For further details on DYNARE see the webpage: <http://www.cepremap.cnrs.fr/dynare/>.

⁵Both in New Zealand and Canada the numerical inflation target extends from 1 to 3%. In the United Kingdom the explicit inflation objective is currently 2.5%, while in the Eurozone the European Central Bank has an inflation objective below, but close to, 2%.

target.⁶ Instead, the reason for studying cold-turkey disinflations aimed at achieving full price stability, i.e., $\pi_{\text{new}}^* = 0$, is more theory-based as the recent literature on optimal monetary policy has thoroughly stressed and emphasized the reasons why full price stability is socially desirable (see, e.g., Woodford, 2003). Finally, we present results both for $\phi = 1.5$ and $\phi = 3$.

Figure 1 illustrates the dynamic adjustment of output, inflation, nominal and real interest rate after cold-turkey disinflation aimed at achieving $\pi_{\text{new}}^* = 2\%$, when $\phi = 1.5$. Each panel reports transition path starting off from different initial values of trend inflation, namely, $\pi_{\text{old}}^* = \{3\%, 4\%, 5\%\}$. In the non-linear CEE operational model, cold-turkey disinflations come with a sizable recession; the rate of inflation is highly persistent and gradually decreases towards the new target. Nominal and real interest rates increase on impact and then slowly revert to steady state.

To understand the dynamic adjustment depicted in the figure, consider for example the disinflation starting from $\pi_{\text{old}}^* = 3\%$. When the central bank permanently reduces the inflation target only a fraction of intermediate firms set optimal prices, because of the Calvo staggered adjustment mechanism.⁷ Discounting the forthcoming decline of output, necessary to bring down inflation, optimizing firms lower their prices. Remaining firms that instead are not allowed to optimize simply index their unchanged prices to previous period's inflation rate. As a matter of fact, they increase their prices by $1 + \pi_{\text{old}}^*$. As shown in Figure 1, of these two conflicting pricing decisions the latter prevails. Aggregate price index continues increasing but at a slower pace. Thus, inflation rate decelerates.

As inflation does not immediately jump onto the new target, the central bank responds to the positive inflation gap ($\pi_1 - \pi_{\text{new}}^*$) with a monetary policy contraction. The central bank temporarily increases the policy rate, despite disinflation implies a lower steady state nominal interest rate. The follow-on rise of real interest rate reduce the aggregate demand: households postpone consumption and decrease investment spending.

⁶Leigh (2008) finds that in the period 1990-2004 the US Federal Reserve's implicit inflation target varied in the range 1-3%.

⁷Clearly, also for wage setters' behavior the same reasoning follows through. Here, however, we primarily comment on intermediate firms' behavior and inflation dynamics.

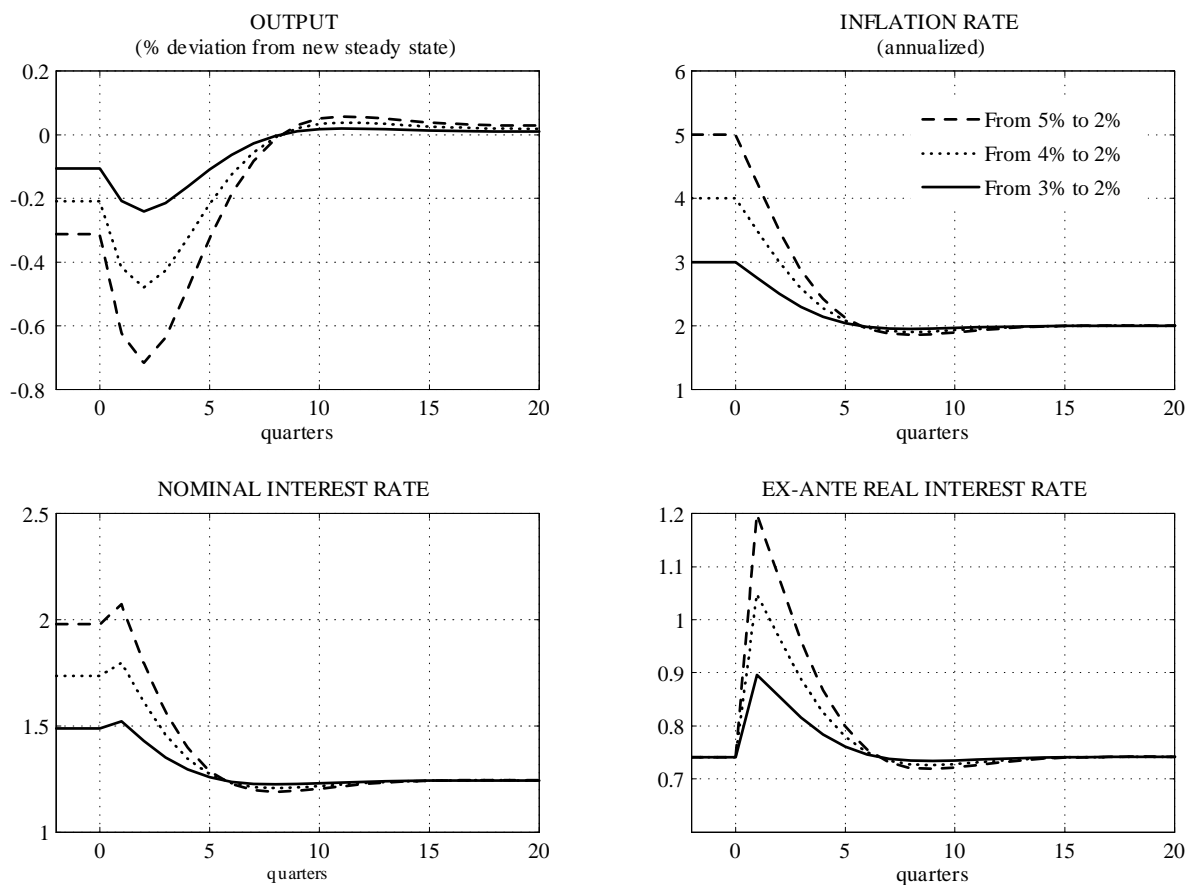


Figure 1: Cold-turkey disinflations aimed at achieving $\pi_{\text{new}}^* = 2\%$ with $\phi = 1.5$.

Furthermore, higher nominal interest rate increases intermediate firms' costs via the cash-in-advance constraint. Real wage drops, households supply less labor and intermediate firms reduce the rate of capital utilization. Taken as a whole, the level of output falls. In successive periods, inflation rate continues to adjust towards the new lower target while the central bank starts cutting the nominal interest rate. Nonetheless, the real interest rate remains above steady state for several quarters. The economy enters a recession and the level of output achieves the bottom in the second quarter. At last, the economy is successfully disinflated in about 15 quarters.

Figure 1 further shows that neither the qualitative dynamic adjustment nor the lapse of the recession and the time duration for inflation to reach the new steady state

are affected by the initial level of trend inflation.⁸ What the level of π_{old}^* does affect, however, is the amplitude of output fluctuation during the transition. As shown in the first column of Table 1, the percentage output drop (in deviation from the new steady state level) at the trough substantially worsen as π_{old}^* increases. At the trough, output drops by 0.25% for a disinflation from 3 to 2%, whereas it drops by 0.71% for a disinflation from 5 to 2%. Intuitively, higher values of π_{old}^* make optimizing firms to cut prices more strongly, yielding to a larger drop of inflation and a greater rise of real interest rate. It is interesting to note that regardless of the new inflation target, either $\pi_{\text{new}}^* = 1\%$ or $\pi_{\text{new}}^* = 0$, the percentage output drops at the trough are of the same magnitude for a given disinflation size, i.e., $\pi_{\text{old}}^* - \pi_{\text{new}}^*$.

Figure 2 illustrates the dynamic adjustment of output, inflation, nominal and real interest rate after cold-turkey disinflations aimed at achieving $\pi_{\text{new}}^* = 2\%$, when $\phi = 3$. The effects of having a more hawkish central bank are intuitive. In general, the monetary policy is more restrictive (see the notable hike of nominal interest rate) and the output downturn more severe (see the Table 1). Nonetheless, adjusting firms seems to behave much like as in previous case (i.e., when $\phi = 1.5$). As a matter of fact the adjustment path of inflation in the first five quarters after the disinflation is surprisingly similar to the top-right panel in figure 1. Only afterwards, one can see small differences in terms of adjustment speed. Indeed, with $\phi = 3$ the cold-turkey disinflation is accomplished in about 12 quarters.

So, we have seen that cold-turkey disinflations yield a notable recession but how large are these short-run output costs? To answer this question we directly borrow from the empirical literature on disinflation (see e.g., Gordon and King, 1982) and define a model-consistent sacrifice ratio. In particular,

$$\text{SR} = -\frac{1}{\pi_{\text{old}}^* - \pi_{\text{new}}^*} \sum_{t=0}^T \left(\frac{Y_t - Y_{\text{new}}}{Y_{\text{new}}} \right), \quad (2)$$

where Y_{new} represents the steady state level of output at π_{new}^* . Thus, our measure indicates the cumulative percentage output loss the economy has to sacrifice to achieve

⁸We chose not to plot the dynamic adjustments for cold-turkey disinflations aimed at $\pi_{\text{new}}^* = 1\%$ and $\pi_{\text{new}}^* = 0$ as the transition is qualitatively very similar to figure 1.

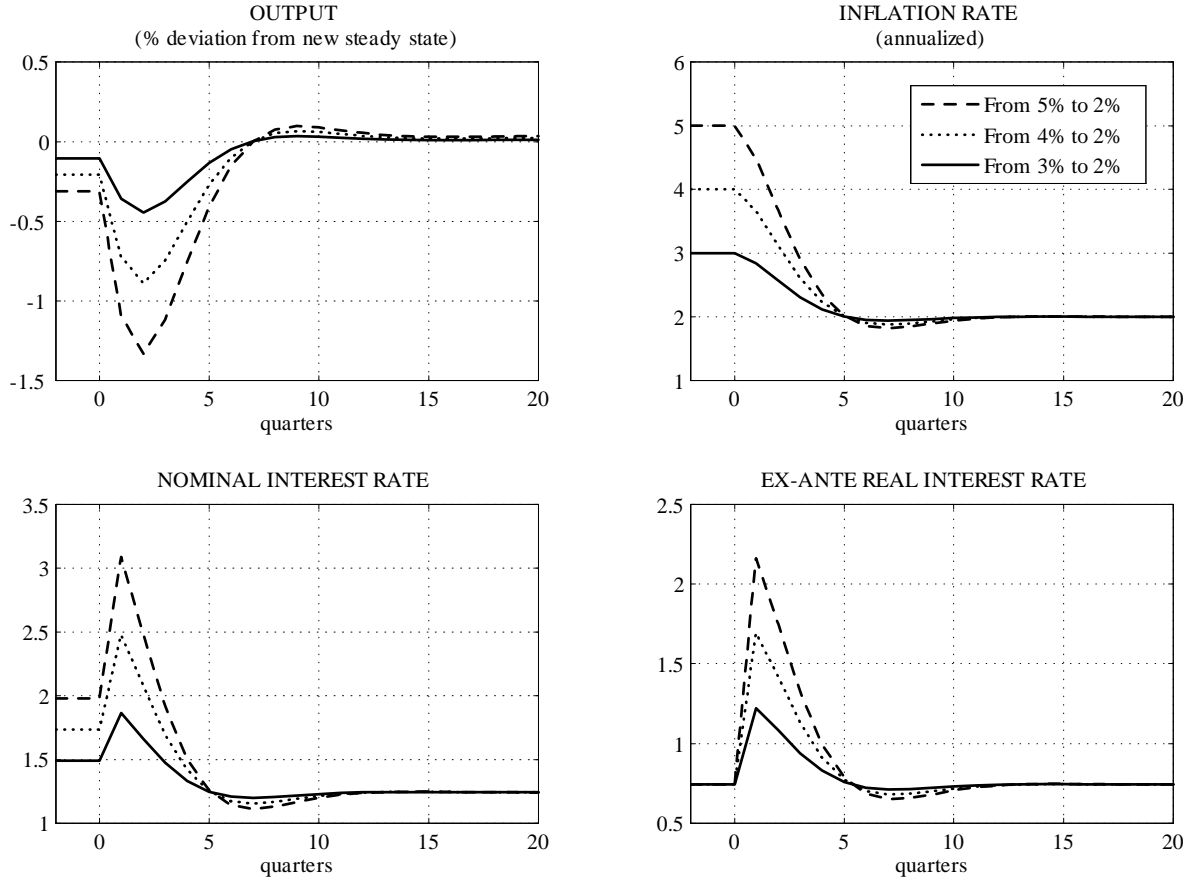


Figure 2: Cold-turkey disinflations aimed at achieving $\pi_{\text{new}}^* = 2\%$ with $\phi = 3$.

a 1% permanent reduction of steady state inflation. Two features of (2) are worthy to notice. Firstly, we define the SR by calculating the output loss in deviation from the new steady state. Secondly, we sum up the percentage output losses over the first T periods. In particular, the value of T is chosen to reflect the number of periods inflation takes to settle down to the new inflation target.

Table 1 reports values of the model-consistent sacrifice ratios calculated both for $\phi = 1.5$ (and $T = 15$) and $\phi = 3$ (and $T = 12$). The first thing we want to stress here is that the theoretical sacrifice ratios are positive and in line with the existing empirical estimates (see the Introduction section). In particular, the sacrifice ratio turns out to be approximately equal to 1.05 when $\phi = 1.5$; whereas it takes up a slightly larger value,

		$\phi = 1.5$		$\phi = 3$	
π_{old}^*	π_{new}^*	Output at trough	SR (T=15)	Output at trough	SR (T=12)
3%	2%	-0.24	1.04	-0.44	1.59
4%	2%	-0.47	1.03	-0.88	1.60
5%	2%	-0.71	1.02	-1.32	1.61
2%	1%	-0.24	1.05	-0.45	1.61
3%	1%	-0.48	1.04	-0.90	1.62
4%	1%	-0.72	1.03	-1.34	1.63
1%	0	-0.24	1.06	-0.45	1.63
2%	0	-0.49	1.05	-0.91	1.64
3%	0	-0.73	1.05	-1.36	1.65

Table 1: Short-run costs of disinflation. Output at the trough is expressed in percentage deviation from the new steady state level.

i.e., 1.62, when the central bank is relatively more concerned with inflation stabilization around the target, i.e., when $\phi = 3$. In fact, we have seen that in this latter case the ensuing recession after the cold-turkey disinflation is more severe. Notwithstanding, the size of disinflation does not seem to affect the sacrifice ratio. Varying the size of disinflation leads a roughly proportional rescaling of output transition paths and this leaves practically unchanged the value of the sacrifice ratio.

In summary, in the medium-scale operational New Keynesian DSGE model a cold turkey permanent reduction of trend inflation entails sizable short-run output costs. To bring down trend inflation, say, from 4 to 2%, by means of a credible cold-turkey disinflation the economy would have to sacrifice a cumulative output loss of either 2.1 or 3.2% in relation to the type of interest rate rule. The inflation adjustment would then

be completed in about 2 or 3 years.

4 A welfare based measure of the cost of disinflation

As already noted in Gordon and King (1982), the output loss from disinflation does not contain *per se* policy implications. A careful assessment must be made of the welfare cost of lost output *and* the welfare benefits of lower inflation. On this latter point, the recent monetary policy literature has largely emphasized the reasons why achieving full price stability is desirable (see Woodford, 2003 and the references therein). One notable advantage of working with microfounded structural model is that they provide a natural welfare metric, namely the representative household's value function. Hence, we can calculate a welfare based indicator of the costs of disinflations, rather than just focussing on an empirical based one as the sacrifice ratio.

Mimicking the construction of the sacrifice ratio, a measure of the welfare loss caused by disinflation may be calculated as the difference between the value function at time zero, i.e., V_0 (when the disinflation is actually implemented) and the value function at the initial steady state inflation, i.e., V_{old} (as if the disinflation was not implemented). More formally, our Welfare-based Sacrifice Ratio can be defined as

$$WSR = - \left(\frac{V_0 - V_{old}}{\pi_{old}^* - \pi_{new}^*} \right). \quad (3)$$

Notice that V_0 represents the discounted sum of future stream of instantaneous utility, as such it measures both the transition dynamics and the long-run effects of the disinflation. Paralleling the standard sacrifice ratio definition, $WSR > 0$, if $V_0 - V_{old} < 0$. That is, the welfare-based sacrifice ratio is positive if the disinflation reduces welfare .

The consumption equivalent measure

A policy maker is interested in the welfare cost of implementing a disinflationary policy, but given that the utility function is not cardinal, a measure based on the value function is not very revealing. The difference ($V_0 - V_{old}$) can be converted in consumption equivalent units. The consumption equivalent measure defines the constant fraction of consumption that households should give away in each period in the starting steady

state, that equates the value function households would obtain if the disinflation is implemented. Note that this is a true measure of the costs of disinflation in terms of consumption: indeed, it measures how much households have to suffer in terms of consumption loss, in order to reduce the inflation rate permanently of a certain amount.

The derivation of the welfare based measure in terms of consumption equivalent units is straightforward. The initial value function, in case the central bank does not disinflate the economy and keeps inflation target permanently at π_{old}^* , is given by

$$V_{\text{old}} = \frac{1}{1-\beta} \left[\ln(1-b)c_{\text{old}} - \frac{\phi_0}{2}h_{\text{old}}^2 + \frac{(m_{\text{old}}^h)^{1-\sigma_m}}{1-\sigma_m} \right], \quad (4)$$

where c_{old} , h_{old} and m_{old}^h denote respectively consumption, hours worked and real money balances held households; ϕ_0 and σ_m are structural parameters.⁹ Provided we have the value of V_0 , and this is actually available from the numerical solution of the model, we then have to find the constant fraction of steady state consumption, i.e., λ , that solves the following equation

$$V_0 = \frac{1}{1-\beta} \left[\ln(1-b)(1-\lambda)c_{\text{old}} - \frac{\phi_0}{2}h_{\text{old}}^2 + \frac{(m_{\text{old}}^h)^{1-\sigma_m}}{1-\sigma_m} \right]. \quad (5)$$

Thus, the consumption equivalent measure is given by

$$\lambda = 1 - \exp [(1-\beta)(V_0 - V_{\text{old}})]. \quad (6)$$

Finally, our proposed welfare based sacrifice ratio is obtained as¹⁰

$$\text{SR}^{\text{W}} = \frac{\lambda}{\pi_{\text{old}}^* - \pi_{\text{new}}^*}. \quad (7)$$

The first column of Table 2 reports the values of SR^{W} . The main result can be stated as:

Result 1. Our proposed welfare based sacrifice ratio calculated in a medium scale New Keynesian DSGE model for different disinflation experiments assumes negative

⁹See the Appendix for further details.

¹⁰Note that there is no minus in front of this ratio, to maintain a positive sign for a loss. Indeed, if $V_0 - V_{\text{old}} < 0$, that is, disinflation brings about a welfare loss, then $\lambda > 0$, and vice versa.

values. This means that disinflation is welfare improving.¹¹

Therefore, when discussing about the effects of disinflation policies it would be more appropriate to use the notion of *welfare gain ratio*, rather than *sacrifice ratio* as in the empirical literature. We think this is a novel and interesting result: the empirical literature on disinflation focuses only on the short-run costs in terms of output (or unemployment), but neglects any long-run gain. We show, to the contrary, that in a medium scale DSGE monetary model of the business cycle a disinflationary policy is welfare improving.

Moreover, note that the welfare gain from disinflating: (i) decreases with the size of the disinflation; (ii) decreases with the starting level of inflation, for a given size of disinflation.

A second notable result from Table 2 is:

Result 2. The size of SR^W , however, is small: the welfare gain is equivalent to an extra 0.06% of consumption each period.

Actually, the results are possibly even more striking, if we disentangle the short-run welfare costs of a disinflation during the transition dynamics and the long-run welfare gains stemming from higher price stability. Indeed, in the standard medium scale DSGE macro model, despite a disinflation entails a large and prolonged recession, such that the implied sacrifice ratio is in line with the empirical evidence, the short-run welfare costs of such a painful adjustment path are plainly insignificant.

To show that, following the same line of reasoning above, we define:

(i) the long-run costs in terms of consumption equivalent units:

$$\lambda_\infty = 1 - \exp [(1 - \beta) (V_{\text{new}} - V_{\text{old}})] \quad (8)$$

¹¹Note that this qualitative result does not depend on the inclusion of real money balances in the utility function. We can also calculate a similar measure without taking into account the gain in utility coming from an increase in real money balances in the new steady state. The measure would then be about 2/3 of the values reported in table 2.

π_{old}^*	π_{new}^*	SR^W		SR_{∞}^W	$SR^W - SR_{\infty}^W$	
		Total Welfare costs ($\times 10^{-2}$)		Long-run Welfare costs ($\times 10^{-2}$)	Short-run Welfare costs ($\times 10^{-2}$)	
		$\phi = 1.5$	$\phi = 3$		$\phi = 1.5$	$\phi = 3$
3%	2%	-6.46	-6.38	-7.23	0.77	0.85
4%	2%	-6.39	-6.32	-7.18	0.79	0.86
5%	2%	-6.35	-6.27	-7.13	0.79	0.86
2%	1%	-6.55	-6.48	-7.34	0.78	0.86
3%	1%	-6.49	-6.41	-7.29	0.80	0.87
4%	1%	-6.44	-6.36	-7.24	0.80	0.87
1%	0	-6.67	-6.59	-7.46	0.80	0.87
2%	0	-6.59	-6.52	-7.40	0.81	0.89
3%	0	-6.54	-6.46	-7.35	0.81	0.89

Table 2: Welfare-based sacrifice ratios.

where V_{new} and V_{old} denote the values function in the new and old inflation steady states. The above indicator can be expressed per unit of diminished inflation to yield a *long-run welfare based sacrifice ratio*.¹²

$$SR_{\infty}^W = \frac{\lambda_{\infty}}{\pi_{old}^* - \pi_{new}^*}; \quad (9)$$

(ii) the *short-run welfare based sacrifice ratio* is then given by

$$SR^W - SR_{\infty}^W = \frac{\exp[(1 - \beta)(V_{new} - V_{old})] - \exp[(1 - \beta)(V_0 - V_{old})]}{\pi_{old}^* - \pi_{new}^*}. \quad (10)$$

Table 2 reports the long-run welfare gains and the short-run welfare costs in consumption equivalent units for various disinflation experiments. The order of magnitude

¹²Note that we use a coherent definition as above also for the long-run SR . Indeed, if $V_{new} - V_{old} < 0$ (that is if disinflation brings about a welfare loss) then $\lambda > 0$, and vice versa.

of the short-run welfare costs is, roughly about 0.008-0.009% of initial consumption. Therefore, the long-run gains quantitatively dominate, though being themselves very small (roughly 0.07%). The main message from Table 2 is that a disinflation is going to be welfare improving of the order of an increase of initial consumption of 0.06-0.07% each period per point of diminished inflation. That is, the welfare effects of a disinflation are barely relevant, despite high short-run costs in terms of output losses.

This stands in sharp contrast with the consensus view about the effects of a credible disinflation. What is the intuition for these results? To illustrate this point, let us consider the case with $\phi = 3$. Figure 3 displays the path of consumption and employment, expressed in deviation from the new steady state, together with value of the utility function. The disinflation induces a prolonged recession that cause both consumption and employment to be below their new (and higher) steady state value for some periods. Consumption and employment, however, has opposite effects on the utility function of the representative agent. It follows, therefore, that the net effects of the recession on the utility of the representative agent is ambiguous. Indeed, the decrease in consumption dominates in the impact period, dragging the utility function down. Already from the second period, however, the effects of the dynamics of employment takes over, and the utility function is above its new higher long-run value. Moreover, it will stay there for all the periods of the recession. This is because the drop in employment is bigger in percentage terms, and slightly more sluggish. It follows that the positive effect of employment is quite effective in counterbalancing the negative effect of lower consumption. Overall the transition, thus, entails a short-run cost, as shown above, but of a negligible order of magnitude. Finally, also the value of the utility function without counting the real money balances term is visualized in Figure 3, so to make clear that the role of the real money balances term in the utility function in the above results is nil.

This result obviously hinges on the representative agent assumption, that is, on complete markets and risk-sharing. That is, the welfare analysis based on a representative agent framework can not take into account, for example, the fact that some people may suffer a very big drop in utility during recessions because they lose their jobs and do not have access to financial markets. Such heterogeneity and composition effect is

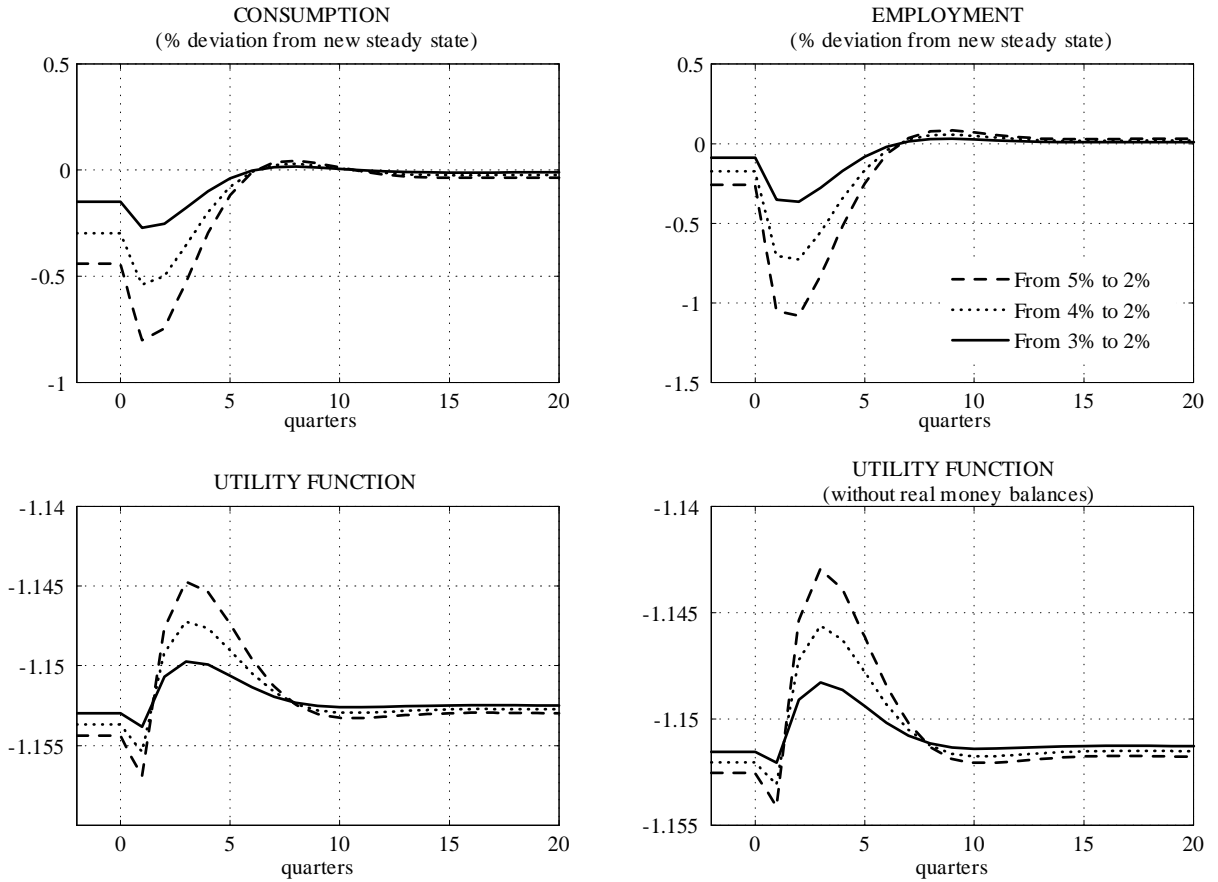


Figure 3: Cold-turkey disinflations aimed at achieving $\pi_{\text{new}}^* = 2\%$ with $\phi = 3$.

missing by construction. However, we believe our results have two notable interpretations. First, if taken as face value, they simply show that disinflations, in particular, and recessions, in general, could be less of a problem than we normally think, if the economy could provide an efficient risk-sharing amongst agents (either through capital markets, or some public welfare system). In this sense, this is once again the Lucas' negligible costs of business cycle result. Second, if one, instead, is skeptical about the actual relevance of the welfare results, then, at the very least, these results cast serious shadows on using these DSGE models for welfare evaluation without “inspecting the mechanism”. In particular, the whole literature on optimal policy problems or on the ranking between different monetary policy rules is bound to be based on mechanism

similar to the ours.

5 Conclusions

Disinflation is an important topic in monetary economics and the subject of a large literature. However, there is a widespread consensus that the New Keynesian models can not explain the cost of disinflation observed in the data, for which they need to resort to lack of credibility or information.

The logic of the policy experiments laid out in this paper is clear and straight. We want to test whether the workhorse DSGE model of the US business cycle, i.e., the CEE model, can account for the sacrifice ratio and for the dynamic paths of the variables after a disinflation, that is a permanent shock in the inflation rate. We think this is a sort of needed requirement for an operational monetary model.

Our results show that a perfectly credible cold-turkey disinflation entails a sizable and long-lasting recession in the CEE model. In addition, the values of the sacrifice ratio are in line with those estimated in the empirical literature.

Moreover we conduct a rigorous welfare evaluation of the costs of disinflation, proposing a welfare based sacrifice ratio. Surprisingly enough, despite a deep and prolonged recession the short-run costs of a disinflation are negligible in terms of consumption equivalent units. A disinflation would actually imply very tiny welfare gain, since in the CEE model money is not superneutral (despite full indexation), and there are very small long-run welfare gain than overcome the short-run costs.

The fact that the CEE model can replicate the main facts after a disinflation is at odds with the consensus in the literature, and may be good news for the New Keynesian models. This however does not mean that some of the model features or mechanisms should not be improved to tackle the disinflation question. Indeed, we think that the testing the CEE model with respect to disinflation had proved to be very useful to suggest the most important aspects for current and future research.

First, the indexation is a reduced form assumption that can act as a substitute for many other more structural phenomenon. There is a macroeconomic reduced form

equivalence of different microeconomic models, so that actually a similar effect can come out from irrational price setters (rule of thumbers), inattentive price setters or lack of credibility, and hence sluggish expectation adjustment.

Secondly, a Calvo time dependent price setting model would need indexation in order not have unpalatable long-run implications of a permanent change in inflation because of the large effects of price dispersion in this model. Moreover, despite the fact that we look only at moderate rate of inflation, for which the Calvo parameter defining the frequency of price adjustment can be considered constant, ideally one would like to work with a model where the changes in the average inflation level induce firms to revise their behavior. In other words, a time dependent model is particularly fragile to the Lucas critique when used to analyze changes in the average inflation rate. Last, but not least, recently Klenow and Kryvtsov (2008) shows that the many price adjustments occur on the intensive margin rather than on the extensive margin. Embedding what Klenow and Kryvtsov (2008) calls a second generation model of state dependent pricing in the CEE framework would cure all these problems at once: no need for indexation to cure the unpalatable long-run effects, shelter from the Lucas critique, and the intensive margin. Moreover, as we know from Burnstein (2006) this could generate interesting non-linearities regarding the effects of large vs. small disinflations.

Finally, our welfare results are rather surprising. The abandonment of the risk sharing assumption, together with a proper account of heterogeneity among agents regarding the impact of a recession on their welfare, may overturn our results.

Fortunately, the current research and the recent contributions to the New Keynesian literature are taking up all these challenges.

References

Altig, D., L. J. Christiano, M. Eichenbaum, and J. Linde (2004). Firm-specific capital, nominal rigidities, and the business cycle. Technical Report wp 04-16, Federal Reserve Bank of Cleveland.

Andersen, P. S. and W. L. Wascher (1999). Sacrifice ratios and the conduct of non-

- etary policy in conditions of low inflation. Bank of International Settlements wp No 82.
- Ascari, G. (2004). Staggered prices and trend inflation: Some nuisances. *Review of Economic Dynamics* 7, 642–667.
- Ascari, G. and C. Merkl (2007). Real wage rigidities and the cost of disinflations. IZA dp No. 3049, forthcoming in *The Journal of Money, Credit and Banking*.
- Ball, L. (1994a). Credible disinflation with staggered price-setting. *American Economic Review* 84, 282–289.
- Ball, L. (1994b). What determines the sacrifice ratio? In N. G. Mankiw (Ed.), *Monetary Policy*, pp. 155–182. University of Chicago Press, Chicago.
- Ball, L. (1995). Disinflation with imperfect credibility. *Journal of Monetary Economics* 35, 5–23.
- Blanchard, O. J. and D. Quah (1989). The dynamic effects of aggregate demand and supply disturbances. *American Economic Review* 79, 655–673.
- Burstein, A. T. (2006). Inflation and output dynamics with state-dependent pricing decisions. *Journal of Monetary Economics* 53, 1235–1257.
- Calvo, G. A. (1983). Staggered prices in a utility-maximising framework. *Journal of Monetary Economics* 12, 383–398.
- Cecchetti, S. G. and R. W. Rich (2001). Structural estimates of the U.S. sacrifice ratio. *Journal of Business and Economic Statistics* 19, 416–427.
- Christiano, L. J., M. Eichenbaum, and C. L. Evans (2005). Nominal rigidities and the dynamic effects of a shock to monetary policy. *Journal of Political Economy* 113(1), 1–45.
- Clarida, R., J. Galí, and M. Gertler (1999). The science of monetary policy: A new keynesian perspective. *Journal of Economic Literature* 37, 1661–1707.
- Collard, F., P. Fève, and J. Matheron (2006). What happens after a disinflation policy shock. mimeo.

- Cuñado, J. and F. P. D. Gracia (2003). Sacrifice ratios: Some lessons from EMU countries, 1960-2001. *International Review of Applied Economics* 17, 327–337.
- Durand, J.-J., M. Huchet-Bourdon, and J. Licheron (2007). Sacrifice ratio dispersion within the Euro Zone: What can be learned about implementing a single monetary policy? forthcoming in *International Review of Applied Economics*.
- Erceg, C. J. and A. T. Levin (2003). Imperfect credibility and inflation persistence. *Journal of Monetary Economics* 50, 915–944.
- Fève, P., J. Matheron, and J.-G. Sahuc (2007). Disinflation shocks in the eurozone: A DSGE perspective. mimeo.
- Goodfriend, M. and R. G. King (2005). The incredible Volcker disinflation. *Journal of Monetary Economics* 52, 981–1015.
- Gordon, R. J. and S. King (1982). The output cost of disinflation in traditional and vector autoregressive models. *Brookings Papers on Economic Activity* 1, 205–242.
- Klenow, P. J. and O. Kryvtsov (2008). State-dependent or time-dependent pricing: Does it matter for recent U.S. inflation? *The Quarterly Journal of Economics* 123(3), 863–904.
- Leigh, D. (2008). Estimating the Federal Reserve’s implicit inflation target: A state space approach. *The Journal of Economic Dynamics and Control* 32(6), 2013–2030.
- Mankiw, G. N. (1999). *Macroeconomics*. New York: Worth.
- Mankiw, G. N. (2001). The inexorable and mysterious tradeoff between inflation and unemployment. *The Economic Journal*, C45–C61.
- Mankiw, N. G. and R. Reis (2002). Sticky information versus sticky prices: A proposal to replace the new keynesian phillips curve. *Quarterly Journal of Economics* 117, 1295–1328.
- Nicolae, A. and C. Nolan (2006). The impact of imperfect credibility in a transition to price stability. *Journal of Money, Credit, and Banking* 38(1), 47–66.

- Schmitt-Grohé, S. and M. Uribe (2005). Optimal fiscal and monetary policy in a medium-scale macroeconomic model. In M. Gertler and K. Rogoff (Eds.), *NBER Macroeconomics Annual*, pp. 383–425. MIT Press: Cambridge, MA.
- Schmitt-Grohé, S. and M. Uribe (2007). Optimal inflation stabilization in a medium-scale macroeconomic model. In K. Schmidt-Hebbel and R. Mishkin (Eds.), *Monetary Policy Under Inflation Targeting*, pp. 125–186. Santiago, Chile: Central Bank of Chile. NBER wp No. 11854.
- Smets, F. and R. Wouters (2003). An estimated dynamic stochastic general equilibrium model of the euro area. *Journal of the European Economic Association* 1, 1123–1175.
- Woodford, M. (2003). *Interest and Prices: Foundations of a Theory of Monetary Policy*. Princeton University Press.
- Yun, T. (2005). Optimal monetary policy with relative price distortions. *American Economic Review* 95, 89–108.
- Zhang, L. H. (2005). Sacrifice ratios with long-lived effects. *International Finance* 8, 231–262.

A The Christiano, Eichenbaum and Evans (2005) Model

In this Appendix we describe the CEE model, following closely the outline in Schmitt-Grohé and Uribe (2005).

Households

There is a continuum of infinitely-lived households whose expected intertemporal utility function is given by

$$U_0 = E_0 \left\{ \sum_{t=0}^{\infty} \beta^t u(c_t - bc_{t-1}; h_t^s; m_t^h) \right\}. \quad (11)$$

where E_0 defines the mathematical expectation operator conditional on the information set available at time 0, β is the subjective discount factor, function $u(c_t - bc_{t-1}; h_t^s; m_t^h)$ is well-behaved and increasing in consumption c_t and money holdings m_t^h , while decreasing in hours worked h_t^s . Preferences display habit in consumption levels, measured by the parameter b .

There is a continuum of final goods indexed by $i \in [0, 1]$, that are aggregated in the usual CES consumption bundle c_t

$$c_t = \left[\int_0^1 c_{it}^{\frac{\eta-1}{\eta}} di \right]^{\frac{\eta}{\eta-1}}, \quad (12)$$

where the parameter η indicates the elasticity of substitution between different varieties of goods. The standard household problem defines the optimal demand of good i , given by $c_{it} = \left(\frac{P_{it}}{P_t} \right)^{-\eta} c_t$, where P_t is the general price index given by $P_t = \left[\int_0^1 P_{it}^{1-\eta} di \right]^{\frac{1}{1-\eta}}$.

There is a continuum of labour services h_{jt} , $j \in [0, 1]$, that are combined according to the following technology

$$h_t^d = \left[\int_0^1 h_{jt}^{\frac{\tilde{\eta}-1}{\tilde{\eta}}} dj \right]^{\frac{\tilde{\eta}}{\tilde{\eta}-1}}, \quad (13)$$

where $\tilde{\eta}$ is the elasticity of substitutions of labour types. The standard cost minimization problem for the firms yield the labour-specific demand function given by $h_{jt} = \left(\frac{W_{jt}}{W_t} \right)^{-\tilde{\eta}} h_t^d$, where W_{jt} is the wage paid to labor type j and W_t is a wage index defined as $W_t = \left[\int_0^1 W_{jt}^{1-\tilde{\eta}} dj \right]^{\frac{1}{1-\tilde{\eta}}}$. The total labor supply is found by integrating

labour-specific demand functions, to obtain h_t^s

$$h_t^s \equiv \int_0^1 h_{jt} dj = h_t^d \int_0^1 \left(\frac{w_{jt}}{w_t} \right)^{-\tilde{\eta}} dj. \quad (14)$$

Agents owns physical capital k_t that depreciates at rate δ . The capital accumulation equation is

$$k_{t+1} = (1 - \delta) k_t + i_t \left[1 - S \left(\frac{i_t}{i_{t-1}} \right) \right], \quad (15)$$

where the function S introduce the adjustment cost on investment and satisfies the properties that $S(1) = S'(1) = 0$, $S''(1) > 0$. The model features also variable capacity utilization of physical capital, denoted by u_t . The cost of capital then depends on the degree of utilization and it is given by $a(u_t)$. Agents rent capital to firms at a real interest rate r_t^k and decide also over the utilization rate. There are complete markets for state contingent assets, such that all agents choose the same level of consumption.

Household first order conditions are hence given by

$$u_{c_t}(c_t - bc_{t-1}; h_t^s; m_t^h) + u_{c_{t+1}}(c_{t+1} - bc_t; h_{t+1}^s; m_{t+1}^h) = \lambda_t \quad (16)$$

$$u_{h_t}(c_t - bc_{t-1}; h_t^s; m_t^h) = -\lambda_t \frac{w_t}{\tilde{\mu}_t} \quad (17)$$

$$q_t = \beta \frac{\lambda_{t+1}}{\lambda_t} [q_{t+1} (1 - \delta) + r_{t+1}^k u_{t+1} - a(u_{t+1})] \quad (18)$$

$$q_t \lambda_t \left[1 - S \left(\frac{i_t}{i_{t-1}} \right) - \left[S_i \left(\frac{i_t}{i_{t-1}} \right) \right] i_t \right] - \beta q_{t+1} \lambda_{t+1} S_i \left(\frac{i_{t+1}}{i_t} \right) i_{t+1} = \lambda_t \quad (19)$$

$$a_{u_t}(u_t) = r_t^k \quad (20)$$

$$u_{m_t^h}(c_t - bc_{t-1}; h_t^s; m_t^h) + \beta \frac{\lambda_{t+1}}{\pi_{t+1}} = \lambda_t. \quad (21)$$

Wages are sticky a la Calvo, and $1 - \tilde{\alpha}$ is the probability of being able to reset wages next period. If wages can not be re-optimized, the CEE model assumes that wage are anyway updated according to past inflation, such that: $w_{j,t+1} = w_{j,t} \pi_t^{\tilde{\chi}}$ where $\tilde{\chi}$ is the degree of indexation to past inflation. Define \tilde{w}_t as the optimal wage set every period t . The union chooses the optimal wage maximizing its the utility function given by equation (12), subject to demand of labour in the specific market $h_{jt} = \left(\frac{w_{jt}}{w_t} \right)^{-\tilde{\eta}} h_t^d$ and

the probability of not being able to re-optimize in future periods. The resulting first order condition is

$$E_t \sum_{s=0}^{\infty} (\beta \tilde{\alpha})^s \lambda_{t+s} \left(\frac{\tilde{w}_t}{w_{t+s}} \right)^{-\tilde{\eta}} h_{t+s}^d \prod_{k=1}^s \left(\frac{\pi_{t+k}}{\pi_{t+k-1}^{\tilde{\chi}}} \right)^{\tilde{\eta}} \left[\frac{\tilde{\eta} - 1}{\tilde{\eta}} \frac{\tilde{w}_t}{\prod_{k=1}^s \left(\frac{\pi_{t+k}}{\pi_{t+k-1}^{\tilde{\chi}}} \right)} - \frac{w_{t+s}}{\tilde{\mu}_{t+s}} \right] = 0. \quad (22)$$

All the reset optimal wages are identical in all labour markets.

Firms

Each good is produced by a firm which monopolistically supply its own variety using a production technology of the form

$$z_t F(k_{it}, h_{it}) - \psi,$$

where z_t is an aggregate technology factor common across firms, and ψ represents a fixed cost of production. The production function $F(k_{it}, h_{it})$ is well-behaved and it's the same across firms. Final goods can be used for consumption, investment, public expenditure and to pay cost of capital utilization. Each firm faces the following demand function

$$y_{it} = \left(\frac{P_{it}}{P_t} \right)^{-\eta} y_t, \quad (23)$$

where

$$y_t = c_t + i_t + g_t + a(u_t) k_t. \quad (24)$$

Firms rent capital from the households on a competitive market, and must pay a fraction ν of wages at the beginning of the period by cash. Therefore their money demand function is

$$m_{it}^f = \nu w_t h_{it} \quad (25)$$

The firms' problem is then to maximize the expected value of future profits, under their demand function (23) and the cash-in-advance constraint (25). The first order conditions with respect to capital and labour services are

$$m c_{it} z_t F_{k_{it}}(k_{it}, h_{it}) = r_t^k \quad (26)$$

$$m c_{it} z_t F_{h_{it}}(k_{it}, h_{it}) = w_t \left[1 + \nu \frac{R_t - 1}{R_t} \right]. \quad (27)$$

Since F is homogeneous of degree one, equation (26) and equation (27) imply that all firms have the same marginal costs and aggregation across firms is straightforward.

Prices are sticky a la Calvo. Every period each firm can choose a new price of its own good with a probability $1 - \alpha$. As for wages, also the prices that can not be reset optimally, are automatically updated according to past inflation, such that: $P_{it} = P_{it-1}\pi_{t-1}^\chi$, where χ is the degree of price indexation. The first order condition for the optimal price is

$$E_t \sum_{s=0}^{\infty} r_{t,t+s} P_{t+s} \alpha^s \left(\frac{\tilde{P}_t}{P_t} \right)^{-\eta} y_{t+s} \prod_{k=1}^s \left(\frac{\pi_{t+k}}{\pi_{t+k-1}^\chi} \right)^\eta \left[\frac{\eta - 1}{\eta} \frac{\tilde{P}_t}{P_t} \prod_{k=1}^s \left(\frac{\pi_{t+k-1}^\chi}{\pi_{t+k}} \right) - mc_{i,t+s} \right] = 0. \quad (28)$$

Again, all the reset optimal prices are identical for all goods.

The Government

Government expenditure is financed through lump-sum taxes and seigniorage

$$g_t = \tau_t + m_t - \frac{m_{t-1}}{\pi_t}. \quad (29)$$

where m_t denotes real money balances, and $\pi_t \equiv P_t/P_{t-1}$ is the (gross) inflation rate at time t . Government minimizes the costs of acquiring the composite good, hence given public expenditure, government's absorption of a single type of good is $g_{it} = \left(\frac{P_{it}}{P_t} \right)^{-\eta} g_t$.

To close the model we postulate the monetary policy uses the simple non-linear nominal interest rate rule as described in the paper.

Equilibrium

The model equilibrium conditions are

$$\begin{aligned} \text{Money market} & : & m_t &= m_t^h + m_t^f \\ \text{Labor market} & : & h_t^s &= \int_0^1 h_{it}^d di \\ \text{Capital market} & : & \int_0^1 k_{it} di &= u_t k_t \\ \text{Good } i \text{ market} & : & z_t F(k_{it}, h_{it}) &= (c_t + g_t + i + a(u_t) k_t) \left(\frac{P_{it}}{P_t} \right)^{-\eta} \\ \text{Aggregate} & & & \\ \text{Goods market} & : & z_t h_t^d F \left(\frac{u_t k_t}{h_t^d}, 1 \right) &= (c_t + g_t + i + a(u_t) k_t) \int_0^1 \left(\frac{P_{it}}{P_t} \right)^{-\eta} di \end{aligned}$$

where $s_t \equiv \int_0^1 \left(\frac{P_{jt}}{P_t} \right)^{-\eta}$ is the price dispersion generated by price staggering, causing a wedge between aggregate supply and aggregate absorption. Similarly wage staggering gives rise to wage dispersion, given by $\tilde{s}_t \equiv \int_0^1 \left(\frac{w_{jt}}{w_t} \right)^{-\tilde{\eta}} dj$, see (14).

Functional forms and calibration

As in Schmitt-Grohé and Uribe (2005), we assume the following functional forms:

$$\begin{aligned} u(c_t - bc_{t-1}; h_t^s; m_t^h) &= \ln(c_t - bc_{t-1}) - \frac{\phi_0}{2} h_t^2 + \phi_1 \frac{(m_t^h)^{1-\sigma_m}}{1-\sigma_m} \\ F(u_t k_t, h_t^d) &= (u_t k_t)^\theta (h_t^d)^{1-\theta} \\ S\left(\frac{i_t}{i_{t-1}}\right) &= \frac{\kappa}{2} \left(\frac{i_t}{i_{t-1}} - 1\right)^2 \\ a(u_t) &= \gamma_1 (u_t - 1) + \frac{\gamma_2}{2} (u_t - 1)^2. \end{aligned}$$

Calibration is also as in Schmitt-Grohe and Uribe (2005), that follows CEE's estimation results. The parameters values are listed in the Table 3.

Parameter	Value	Description
β	$1.03^{-0.25}$	Time discount rate
θ	0.36	Share of capital
ψ	0.5827	Fixed cost (guarantee zero profits in steady state)
δ	0.025	Depreciation of capital
ν	1	Fraction of wage bill subject to CIA constraint
η	6	Elasticity of substitution of different varieties of goods
$\tilde{\eta}$	21	Elasticity of substitution of labour services
α	0.6	Probability of not setting a new price each period
$\tilde{\alpha}$	0.64	Probability of not setting a new wage each period
b	0.65	Degree of habit persistence
ϕ_0	1.1196	Preference parameter
ϕ_1	0.5393	Preference parameter
σ_m	10.62	Intertemporal elasticity of money
κ	2.48	Investment adjustment cost parameter
χ	1	Price indexation
$\tilde{\chi}$	1	Wage indexation
γ_1	0.0324	Capital utilization cost function parameter
γ_2	0.000324	Capital utilization cost function parameter
z	1	Steady state value of technology shock

Table 3: Calibration of parameters in the Christiano, Eichenbaum and Evans (2005).

RECENTLY PUBLISHED “TEMI” (*)

- N. 714 – *L'attività retail delle banche estere in Italia: effetti sull'offerta di credito alle famiglie e alle imprese*, by Luigi Infante and Paola Rossi (June 2009)
- N. 715 – *Firm heterogeneity and comparative advantage: the response of French firms to Turkey's entry in the European Customs Union*, by Ines Buono (June 2009).
- N. 716 – *The euro and firm restructuring*, by Matteo Bugamelli, Fabiano Schivardi and Roberta Zizza (June 2009).
- N. 717 – *When the highest bidder loses the auction: theory and evidence from public procurement*, by Francesco Decarolis (June 2009).
- N. 718 – *Innovation and productivity in SMEs. Empirical evidence for Italy*, by Bronwyn H. Hall, Francesca Lotti and Jacques Mairesse (June 2009).
- N. 719 – *Household wealth and entrepreneurship: is there a link?*, by Silvia Magri (June 2009).
- N. 720 – *The announcement of monetary policy intentions*, by Giuseppe Ferrero and Alessandro Secchi (September 2009).
- N. 721 – *Trust and regulation: addressing a cultural bias*, by Paolo Pinotti (September 2009).
- N. 722 – *The effects of privatization and consolidation on bank productivity: comparative evidence from Italy and Germany*, by E. Fiorentino, A. De Vincenzo, F. Heid, A. Karmann and M. Koetter (September 2009).
- N. 723 – *Comparing forecast accuracy: a Monte Carlo investigation*, by Fabio Busetti, Juri Marcucci and Giovanni Veronese (September 2009).
- N. 724 – *Nonlinear dynamics in welfare and the evolution of world inequality*, by Davide Fiaschi and Marzia Romanelli (October 2009).
- N. 725 – *How are firms' wages and prices linked: survey evidence in Europe*, by Martine Druant, Silvia Fabiani, Gabor Kezdi, Ana Lamo, Fernando Martins and Roberto Sabbatini (October 2009).
- N. 726 – *Low skilled immigration and the expansion of private schools*, by Davide Dottori and I-Ling Shen (October 2009).
- N. 727 – *Sorting, reputation and entry in a market for experts*, by Enrico Sette (October 2009).
- N. 728 – *Ricardian selection*, by Andrea Finicelli, Patrizio Pagano and Massimo Sbracia (October 2009).
- N. 729 – *Trade-revealed TFP*, by Andrea Finicelli, Patrizio Pagano and Massimo Sbracia (October 2009).
- N. 730 – *The riskiness of corporate bonds*, by Marco Taboga (October 2009).
- N. 731 – *The interbank market after august 2007: what has changed and why?*, by Paolo Angelini, Andrea Nobili and Maria Cristina Picillo (October 2009).
- N. 733 – *Dynamic macroeconomic effects of public capital: evidence from regional Italian data*, by Valter Di Giacinto, Giacinto Micucci and Pasqualino Montanaro (November 2009).
- N. 734 – *Networks with decreasing returns to linking*, by Filippo Vergara Caffarelli (November 2009).
- N. 735 – *Mutual guarantee institutions and small business finance*, by Francesco Columba, Leonardo Gambacorta and Paolo Emilio Mistrulli (November 2009).

(*) Requests for copies should be sent to:
 Banca d'Italia – Servizio Studi di struttura economica e finanziaria – Divisione Biblioteca e Archivio storico – Via Nazionale, 91 – 00184 Rome – (fax 0039 06 47922059). They are available on the Internet www.bancaditalia.it.

2006

- F. Busetti, *Tests of seasonal integration and cointegration in multivariate unobserved component models*, Journal of Applied Econometrics, Vol. 21, 4, pp. 419-438, **TD No. 476 (June 2003)**.
- C. Biancotti, *A polarization of inequality? The distribution of national Gini coefficients 1970-1996*, Journal of Economic Inequality, Vol. 4, 1, pp. 1-32, **TD No. 487 (March 2004)**.
- L. Cannari and S. Chiri, *La bilancia dei pagamenti di parte corrente Nord-Sud (1998-2000)*, in L. Cannari, F. Panetta (a cura di), *Il sistema finanziario e il Mezzogiorno: squilibri strutturali e divari finanziari*, Bari, Cacucci, **TD No. 490 (March 2004)**.
- M. Bofondi and G. Gobbi, *Information barriers to entry into credit markets*, Review of Finance, Vol. 10, 1, pp. 39-67, **TD No. 509 (July 2004)**.
- W. Fuchs and Lippi F., *Monetary union with voluntary participation*, Review of Economic Studies, Vol. 73, pp. 437-457 **TD No. 512 (July 2004)**.
- E. Gaiotti and A. Secchi, *Is there a cost channel of monetary transmission? An investigation into the pricing behaviour of 2000 firms*, Journal of Money, Credit and Banking, Vol. 38, 8, pp. 2013-2038 **TD No. 525 (December 2004)**.
- A. Brandolini, P. Cipollone and E. Viviano, *Does the ILO definition capture all unemployment?*, Journal of the European Economic Association, Vol. 4, 1, pp. 153-179, **TD No. 529 (December 2004)**.
- A. Brandolini, L. Cannari, G. D'Alessio and I. Faiella, *Household wealth distribution in Italy in the 1990s*, in E. N. Wolff (ed.) *International Perspectives on Household Wealth*, Cheltenham, Edward Elgar, **TD No. 530 (December 2004)**.
- P. Del Giovane and R. Sabbatini, *Perceived and measured inflation after the launch of the Euro: Explaining the gap in Italy*, Giornale degli economisti e annali di economia, Vol. 65, 2, pp. 155-192, **TD No. 532 (December 2004)**.
- M. Caruso, *Monetary policy impulses, local output and the transmission mechanism*, Giornale degli economisti e annali di economia, Vol. 65, 1, pp. 1-30, **TD No. 537 (December 2004)**.
- L. Guiso and M. Paiella, *The role of risk aversion in predicting individual behavior*, In P. A. Chiappori e C. Gollier (eds.) *Competitive Failures in Insurance Markets: Theory and Policy Implications*, Monaco, CESifo, **TD No. 546 (February 2005)**.
- G. M. Tomat, *Prices product differentiation and quality measurement: A comparison between hedonic and matched model methods*, Research in Economics, Vol. 60, 1, pp. 54-68, **TD No. 547 (February 2005)**.
- L. Guiso, M. Paiella and I. Visco, *Do capital gains affect consumption? Estimates of wealth effects from Italian household's behavior*, in L. Klein (ed), *Long Run Growth and Short Run Stabilization: Essays in Memory of Albert Ando (1929-2002)*, Cheltenham, Elgar, **TD No. 555 (June 2005)**.
- F. Busetti, S. Fabiani and A. Harvey, *Convergence of prices and rates of inflation*, Oxford Bulletin of Economics and Statistics, Vol. 68, 1, pp. 863-878, **TD No. 575 (February 2006)**.
- M. Caruso, *Stock market fluctuations and money demand in Italy, 1913 - 2003*, Economic Notes, Vol. 35, 1, pp. 1-47, **TD No. 576 (February 2006)**.
- R. Bronzini and G. De Blasio, *Evaluating the impact of investment incentives: The case of Italy's Law 488/92*. Journal of Urban Economics, Vol. 60, 2, pp. 327-349, **TD No. 582 (March 2006)**.
- R. Bronzini and G. De Blasio, *Una valutazione degli incentivi pubblici agli investimenti*, Rivista Italiana degli Economisti, Vol. 11, 3, pp. 331-362, **TD No. 582 (March 2006)**.
- A. Di Cesare, *Do market-based indicators anticipate rating agencies? Evidence for international banks*, Economic Notes, Vol. 35, pp. 121-150, **TD No. 593 (May 2006)**.
- R. Golinelli and S. Momigliano, *Real-time determinants of fiscal policies in the euro area*, Journal of Policy Modeling, Vol. 28, 9, pp. 943-964, **TD No. 609 (December 2006)**.

- S. SIVIERO and D. TERLIZZESE, *Macroeconomic forecasting: Debunking a few old wives' tales*, Journal of Business Cycle Measurement and Analysis, v. 3, 3, pp. 287-316, **TD No. 395 (February 2001)**.
- S. MAGRI, *Italian households' debt: The participation to the debt market and the size of the loan*, Empirical Economics, v. 33, 3, pp. 401-426, **TD No. 454 (October 2002)**.
- L. CASOLARO and G. GOBBI, *Information technology and productivity changes in the banking industry*, Economic Notes, Vol. 36, 1, pp. 43-76, **TD No. 489 (March 2004)**.
- G. FERRERO, *Monetary policy, learning and the speed of convergence*, Journal of Economic Dynamics and Control, v. 31, 9, pp. 3006-3041, **TD No. 499 (June 2004)**.
- M. PAIELLA, *Does wealth affect consumption? Evidence for Italy*, Journal of Macroeconomics, Vol. 29, 1, pp. 189-205, **TD No. 510 (July 2004)**.
- F. LIPPI and S. NERI, *Information variables for monetary policy in a small structural model of the euro area*, Journal of Monetary Economics, Vol. 54, 4, pp. 1256-1270, **TD No. 511 (July 2004)**.
- A. ANZUINI and A. LEVY, *Monetary policy shocks in the new EU members: A VAR approach*, Applied Economics, Vol. 39, 9, pp. 1147-1161, **TD No. 514 (July 2004)**.
- D. JR. MARCHETTI and F. Nucci, *Pricing behavior and the response of hours to productivity shocks*, Journal of Money Credit and Banking, v. 39, 7, pp. 1587-1611, **TD No. 524 (December 2004)**.
- R. BRONZINI, *FDI Inflows, agglomeration and host country firms' size: Evidence from Italy*, Regional Studies, Vol. 41, 7, pp. 963-978, **TD No. 526 (December 2004)**.
- L. MONTEFORTE, *Aggregation bias in macro models: Does it matter for the euro area?*, Economic Modelling, 24, pp. 236-261, **TD No. 534 (December 2004)**.
- A. NOBILI, *Assessing the predictive power of financial spreads in the euro area: does parameters instability matter?*, Empirical Economics, Vol. 31, 1, pp. 177-195, **TD No. 544 (February 2005)**.
- A. DALMAZZO and G. DE BLASIO, *Production and consumption externalities of human capital: An empirical study for Italy*, Journal of Population Economics, Vol. 20, 2, pp. 359-382, **TD No. 554 (June 2005)**.
- M. BUGAMELLI and R. TEDESCHI, *Le strategie di prezzo delle imprese esportatrici italiane*, Politica Economica, v. 23, 3, pp. 321-350, **TD No. 563 (November 2005)**.
- L. GAMBACORTA and S. IANNOTTI, *Are there asymmetries in the response of bank interest rates to monetary shocks?*, Applied Economics, v. 39, 19, pp. 2503-2517, **TD No. 566 (November 2005)**.
- P. ANGELINI and F. LIPPI, *Did prices really soar after the euro cash changeover? Evidence from ATM withdrawals*, International Journal of Central Banking, Vol. 3, 4, pp. 1-22, **TD No. 581 (March 2006)**.
- A. LOCARNO, *Imperfect knowledge, adaptive learning and the bias against activist monetary policies*, International Journal of Central Banking, v. 3, 3, pp. 47-85, **TD No. 590 (May 2006)**.
- F. LOTTI and J. MARCUCCI, *Revisiting the empirical evidence on firms' money demand*, Journal of Economics and Business, Vol. 59, 1, pp. 51-73, **TD No. 595 (May 2006)**.
- P. CIPOLLONE and A. ROSOLIA, *Social interactions in high school: Lessons from an earthquake*, American Economic Review, Vol. 97, 3, pp. 948-965, **TD No. 596 (September 2006)**.
- L. DEDOLA and S. NERI, *What does a technology shock do? A VAR analysis with model-based sign restrictions*, Journal of Monetary Economics, Vol. 54, 2, pp. 512-549, **TD No. 607 (December 2006)**.
- F. VERGARA CAFFARELLI, *Merge and compete: strategic incentives for vertical integration*, Rivista di politica economica, v. 97, 9-10, serie 3, pp. 203-243, **TD No. 608 (December 2006)**.
- A. BRANDOLINI, *Measurement of income distribution in supranational entities: The case of the European Union*, in S. P. Jenkins e J. Micklewright (eds.), *Inequality and Poverty Re-examined*, Oxford, Oxford University Press, **TD No. 623 (April 2007)**.
- M. PAIELLA, *The foregone gains of incomplete portfolios*, Review of Financial Studies, Vol. 20, 5, pp. 1623-1646, **TD No. 625 (April 2007)**.
- K. BEHRENS, A. R. LAMORGESE, G.I.P. OTTAVIANO and T. TABUCHI, *Changes in transport and non transport costs: local vs. global impacts in a spatial network*, Regional Science and Urban Economics, Vol. 37, 6, pp. 625-648, **TD No. 628 (April 2007)**.
- M. BUGAMELLI, *Prezzi delle esportazioni, qualità dei prodotti e caratteristiche di impresa: analisi su un campione di imprese italiane*, v. 34, 3, pp. 71-103, *Economia e Politica Industriale*, **TD No. 634 (June 2007)**.
- G. ASCARI and T. ROPELE, *Optimal monetary policy under low trend inflation*, Journal of Monetary Economics, v. 54, 8, pp. 2568-2583, **TD No. 647 (November 2007)**.

- R. GIORDANO, S. MOMIGLIANO, S. NERI and R. PEROTTI, *The Effects of Fiscal Policy in Italy: Evidence from a VAR Model*, European Journal of Political Economy, Vol. 23, 3, pp. 707-733, **TD No. 656 (January 2008)**.
- B. ROFFIA and A. ZAGHINI, *Excess money growth and inflation dynamics*, International Finance, v. 10, 3, pp. 241-280, **TD No. 657 (January 2008)**.
- G. BARBIERI, P. CIPOLLONE and P. SESTITO, *Labour market for teachers: demographic characteristics and allocative mechanisms*, Giornale degli economisti e annali di economia, v. 66, 3, pp. 335-373, **TD No. 672 (June 2008)**.
- E. BREDA, R. CAPPARIELLO and R. ZIZZA, *Vertical specialisation in Europe: evidence from the import content of exports*, Rivista di politica economica, numero monografico, **TD No. 682 (August 2008)**.

2008

- P. ANGELINI, *Liquidity and announcement effects in the euro area*, Giornale degli Economisti e Annali di Economia, v. 67, 1, pp. 1-20, **TD No. 451 (October 2002)**.
- P. ANGELINI, P. DEL GIOVANE, S. SIVIERO and D. TERLIZZESE, *Monetary policy in a monetary union: What role for regional information?*, International Journal of Central Banking, v. 4, 3, pp. 1-28, **TD No. 457 (December 2002)**.
- F. SCHIVARDI and R. TORRINI, *Identifying the effects of firing restrictions through size-contingent Differences in regulation*, Labour Economics, v. 15, 3, pp. 482-511, **TD No. 504 (June 2004)**.
- L. GUIISO and M. PAIELLA, *Risk aversion, wealth and background risk*, Journal of the European Economic Association, v. 6, 6, pp. 1109-1150, **TD No. 483 (September 2003)**.
- C. BIANCOTTI, G. D'ALESSIO and A. NERI, *Measurement errors in the Bank of Italy's survey of household income and wealth*, Review of Income and Wealth, v. 54, 3, pp. 466-493, **TD No. 520 (October 2004)**.
- S. MOMIGLIANO, J. HENRY and P. HERNÁNDEZ DE COS, *The impact of government budget on prices: Evidence from macroeconomic models*, Journal of Policy Modelling, v. 30, 1, pp. 123-143 **TD No. 523 (October 2004)**.
- L. GAMBACORTA, *How do banks set interest rates?*, European Economic Review, v. 52, 5, pp. 792-819, **TD No. 542 (February 2005)**.
- P. ANGELINI and A. GENERALE, *On the evolution of firm size distributions*, American Economic Review, v. 98, 1, pp. 426-438, **TD No. 549 (June 2005)**.
- R. FELICI and M. PAGNINI, *Distance, bank heterogeneity and entry in local banking markets*, The Journal of Industrial Economics, v. 56, 3, pp. 500-534, **No. 557 (June 2005)**.
- S. DI ADDARIO and E. PATACCHINI, *Wages and the city. Evidence from Italy*, Labour Economics, v.15, 5, pp. 1040-1061, **TD No. 570 (January 2006)**.
- M. PERICOLI and M. TABOGA, *Canonical term-structure models with observable factors and the dynamics of bond risk premia*, Journal of Money, Credit and Banking, v. 40, 7, pp. 1471-88, **TD No. 580 (February 2006)**.
- E. VIVIANO, *Entry regulations and labour market outcomes. Evidence from the Italian retail trade sector*, Labour Economics, v. 15, 6, pp. 1200-1222, **TD No. 594 (May 2006)**.
- S. FEDERICO and G. A. MINERVA, *Outward FDI and local employment growth in Italy*, Review of World Economics, Journal of Money, Credit and Banking, v. 144, 2, pp. 295-324, **TD No. 613 (February 2007)**.
- F. Busetti and A. HARVEY, *Testing for trend*, Econometric Theory, v. 24, 1, pp. 72-87, **TD No. 614 (February 2007)**.
- V. CESTARI, P. DEL GIOVANE and C. ROSSI-ARNAUD, *Memory for prices and the Euro cash changeover: an analysis for cinema prices in Italy*, In P. Del Giovane e R. Sabbatini (eds.), The Euro Inflation and Consumers' Perceptions. Lessons from Italy, Berlin-Heidelberg, Springer, **TD No. 619 (February 2007)**.
- B. H. HALL, F. LOTTI and J. MAIRESSE, *Employment, innovation and productivity: evidence from Italian manufacturing microdata*, Industrial and Corporate Change, v. 17, 4, pp. 813-839, **TD No. 622 (April 2007)**.

- J. SOUSA and A. ZAGHINI, *Monetary policy shocks in the Euro Area and global liquidity spillovers*, International Journal of Finance and Economics, v.13, 3, pp. 205-218, **TD No. 629 (June 2007)**.
- M. DEL GATTO, GIANMARCO I. P. OTTAVIANO and M. PAGNINI, *Openness to trade and industry cost dispersion: Evidence from a panel of Italian firms*, Journal of Regional Science, v. 48, 1, pp. 97-129, **TD No. 635 (June 2007)**.
- P. DEL GIOVANE, S. FABIANI and R. SABBATINI, *What's behind "inflation perceptions"? A survey-based analysis of Italian consumers*, in P. Del Giovane e R. Sabbatini (eds.), *The Euro Inflation and Consumers' Perceptions. Lessons from Italy*, Berlin-Heidelberg, Springer, **TD No. 655 (January 2008)**.
- B. BORTOLOTTI, and P. PINOTTI, *Delayed privatization*, Public Choice, v. 136, 3-4, pp. 331-351, **TD No. 663 (April 2008)**.
- R. BONCI and F. COLUMBA, *Monetary policy effects: New evidence from the Italian flow of funds*, Applied Economics, v. 40, 21, pp. 2803-2818, **TD No. 678 (June 2008)**.
- M. CUCCULELLI, and G. MICUCCI, *Family Succession and firm performance: evidence from Italian family firms*, Journal of Corporate Finance, v. 14, 1, pp. 17-31, **TD No. 680 (June 2008)**.
- A. SILVESTRINI and D. VEREDAS, *Temporal aggregation of univariate and multivariate time series models: a survey*, Journal of Economic Surveys, v. 22, 3, pp. 458-497, **TD No. 685 (August 2008)**.

2009

- F. PANETTA, F. SCHIVARDI and M. SHUM, *Do mergers improve information? Evidence from the loan market*, Journal of Money, Credit, and Banking, v. 41, 4, pp. 673-709, **TD No. 521 (October 2004)**.
- P. PAGANO and M. PISANI, *Risk-adjusted forecasts of oil prices*, The B.E. Journal of Macroeconomics, v. 9, 1, Article 24, **TD No. 585 (March 2006)**.
- M. PERICOLI and M. SBRACIA, *The CAPM and the risk appetite index: theoretical differences, empirical similarities, and implementation problems*, International Finance, v. 12, 2, pp. 123-150, **TD No. 586 (March 2006)**.
- S. MAGRI, *The financing of small innovative firms: the Italian case*, Economics of Innovation and New Technology, v. 18, 2, pp. 181-204, **TD No. 640 (September 2007)**.
- S. MAGRI, *The financing of small entrepreneurs in Italy*, Annals of Finance, v. 5, 3-4, pp. 397-419, **TD No. 640 (September 2007)**.
- F. LORENZO, L. MONTEFORTE and L. SESSA, *The general equilibrium effects of fiscal policy: estimates for the euro area*, Journal of Public Economics, v. 93, 3-4, pp. 559-585, **TD No. 652 (November 2007)**.
- R. GOLINELLI and S. MOMIGLIANO, *The Cyclical Reaction of Fiscal Policies in the Euro Area. A Critical Survey of Empirical Research*, Fiscal Studies, v. 30, 1, pp. 39-72, **TD No. 654 (January 2008)**.
- P. DEL GIOVANE, S. FABIANI and R. SABBATINI, *What's behind "Inflation Perceptions"? A survey-based analysis of Italian consumers*, Giornale degli Economisti e Annali di Economia, v. 68, 1, pp. 25-52, **TD No. 655 (January 2008)**.
- F. MACCHERONI, M. MARINACCI, A. RUSTICHINI and M. TABOGA, *Portfolio selection with monotone mean-variance preferences*, Mathematical Finance, v. 19, 3, pp. 487-521, **TD No. 664 (April 2008)**.
- M. AFFINITO and M. PIAZZA, *What are borders made of? An analysis of barriers to European banking integration*, in P. Alessandrini, M. Fratianni and A. Zazzaro (eds.): *The Changing Geography of Banking and Finance*, Dordrecht Heidelberg London New York, Springer, **TD No. 666 (April 2008)**.
- L. ARCIERO, C. BIANCOTTI, L. D'AURIZIO and C. IMPENNA, *Exploring agent-based methods for the analysis of payment systems: A crisis model for StarLogo TNG*, Journal of Artificial Societies and Social Simulation, v. 12, 1, **TD No. 686 (August 2008)**.
- A. CALZA and A. ZAGHINI, *Nonlinearities in the dynamics of the euro area demand for M1*, Macroeconomic Dynamics, v. 13, 1, pp. 1-19, **TD No. 690 (September 2008)**.
- L. FRANCESCO and A. SECCHI, *Technological change and the households' demand for currency*, Journal of Monetary Economics, v. 56, 2, pp. 222-230, **TD No. 697 (December 2008)**.
- M. BUGAMELLI, F. SCHIVARDI and R. ZIZZA, *The euro and firm restructuring*, in A. Alesina e F. Giavazzi (eds): *Europe and the Euro*, Chicago, University of Chicago Press, **TD No. 716 (June 2009)**.
- B. HALL, F. LOTTI and J. MAIRESSE, *Innovation and productivity in SMEs: empirical evidence for Italy*, Small Business Economics, v. 33, 1, pp. 13-33, **TD No. 718 (June 2009)**.

FORTHCOMING

- L. MONTEFORTE and S. SIVIERO, *The Economic Consequences of Euro Area Modelling Shortcuts*, Applied Economics, **TD No. 458 (December 2002)**.
- M. BUGAMELLI and A. ROSOLIA, *Produttività e concorrenza estera*, Rivista di politica economica, **TD No. 578 (February 2006)**.
- G. DE BLASIO and G. NUZZO, *Historical traditions of civicness and local economic development*, Journal of Regional Science, **TD No. 591 (May 2006)**.
- R. BRONZINI and P. PISELLI, *Determinants of long-run regional productivity with geographical spillovers: the role of R&D, human capital and public infrastructure*, Regional Science and Urban Economics, **TD No. 597 (September 2006)**.
- E. IOSSA and G. PALUMBO, *Over-optimism and lender liability in the consumer credit market*, Oxford Economic Papers, **TD No. 598 (September 2006)**.
- U. ALBERTAZZI and L. GAMBACORTA, *Bank profitability and the business cycle*, Journal of Financial Stability, **TD No. 601 (September 2006)**.
- A. CIARLONE, P. PISELLI and G. TREBESCHI, *Emerging Markets' Spreads and Global Financial Conditions*, Journal of International Financial Markets, Institutions & Money, **TD No. 637 (June 2007)**.
- V. DI GIACINTO and G. MICUCCI, *The producer service sector in Italy: long-term growth and its local determinants*, Spatial Economic Analysis, **TD No. 643 (September 2007)**.
- Y. ALTUNBAS, L. GAMBACORTA and D. MARQUÉS, *Securitisation and the bank lending channel*, European Economic Review, **TD No. 653 (November 2007)**.
- F. BALASSONE, F. MAURA and S. ZOTTERI, *Cyclical asymmetry in fiscal variables in the EU*, Empirica, **TD No. 671 (June 2008)**.
- M. BUGAMELLI and F. PATERNÒ, *Output growth volatility and remittances*, Economica, **TD No. 673 (June 2008)**.
- M. IACOVIELLO and S. NERI, *Housing market spillovers: evidence from an estimated DSGE model*, American Economic Journal: Macroeconomics, **TD No. 659 (January 2008)**.
- A. ACCETTURO, *Agglomeration and growth: the effects of commuting costs*, Papers in Regional Science, **TD No. 688 (September 2008)**.
- L. FORNI, A. GERALI and M. PISANI, *Macroeconomic effects of greater competition in the service sector: the case of Italy*, Macroeconomic Dynamics, **TD No. 706 (March 2009)**.
- Y. ALTUNBAS, L. GAMBACORTA, and D. MARQUÉS-IBÁÑEZ, *Bank risk and monetary policy*, Journal of Financial Stability, **TD No. 712 (May 2009)**.