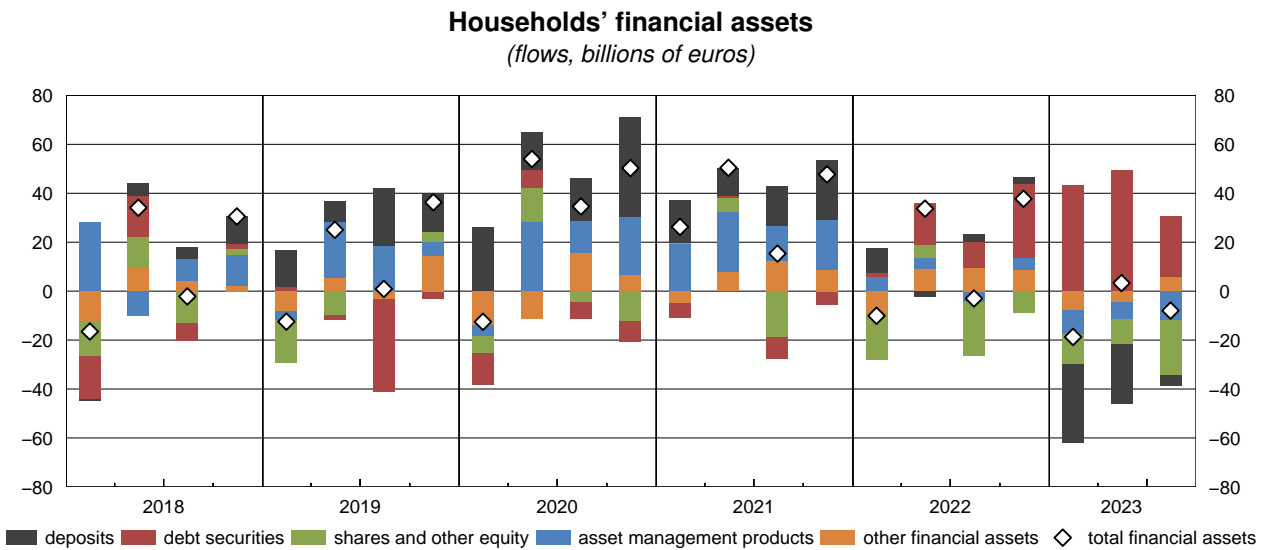


Financial Accounts

15 January 2024

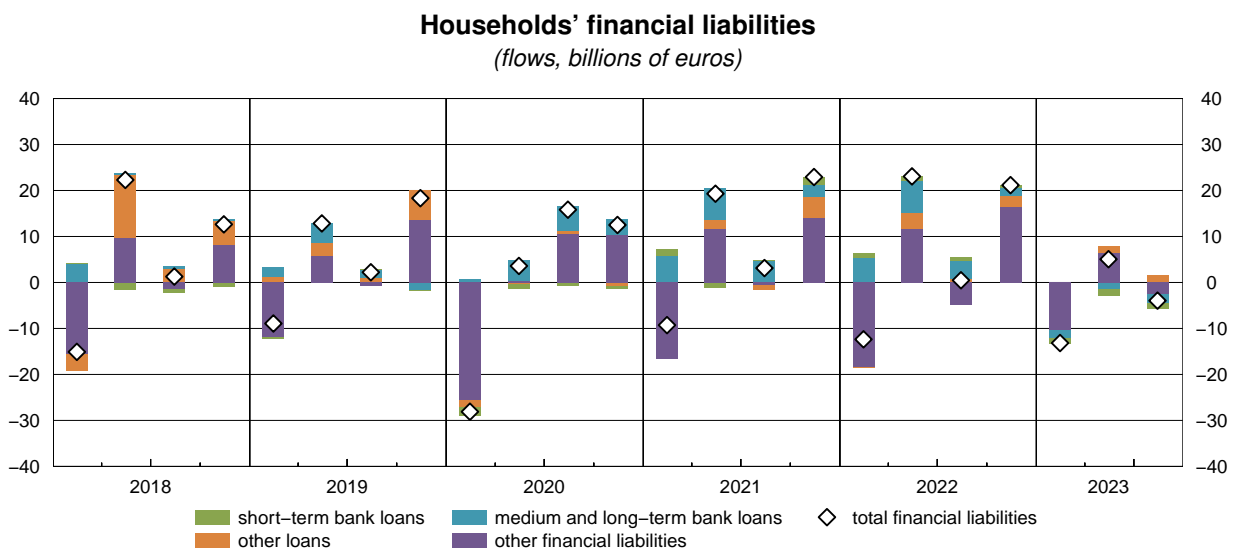
For further information: statistiche@bancaditalia.it
www.bancaditalia.it/statistiche/index.html

Figure 1



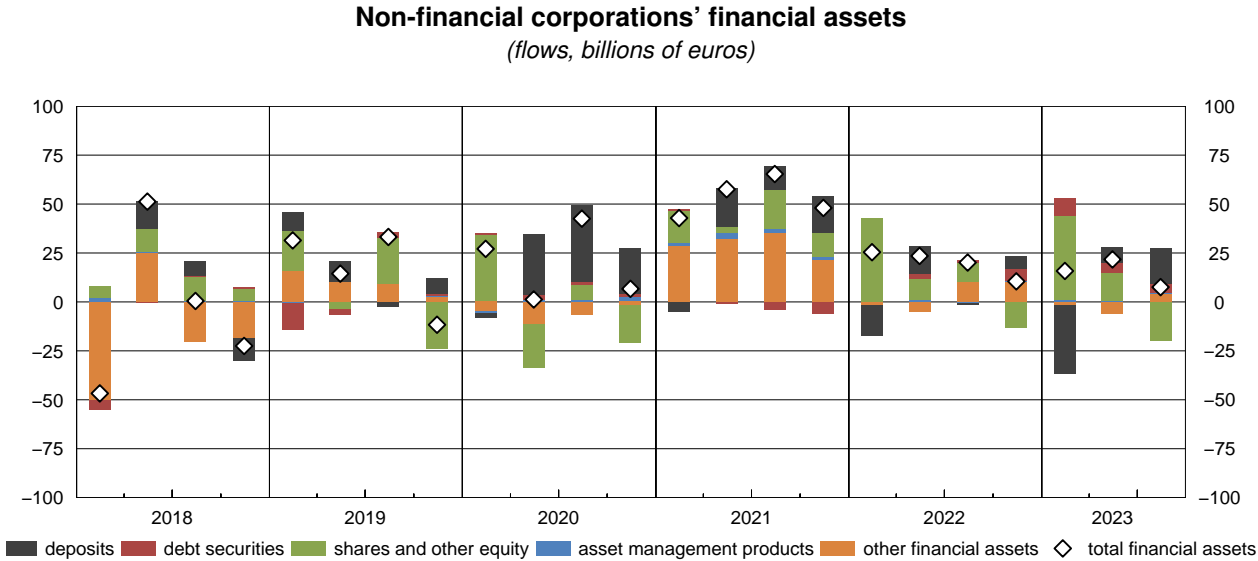
In the third quarter of 2023, the net sales of Italian households' financial assets amounted to 8 billion of euros. The purchases of debt securities (25 billion) and other financial assets (5.5 billion) were more than offset by the sales of shares and other equity (-22.7 billion), of asset management products (-11.6 billion) and by the decrease in deposits (-4.2 billion).

Figure 2



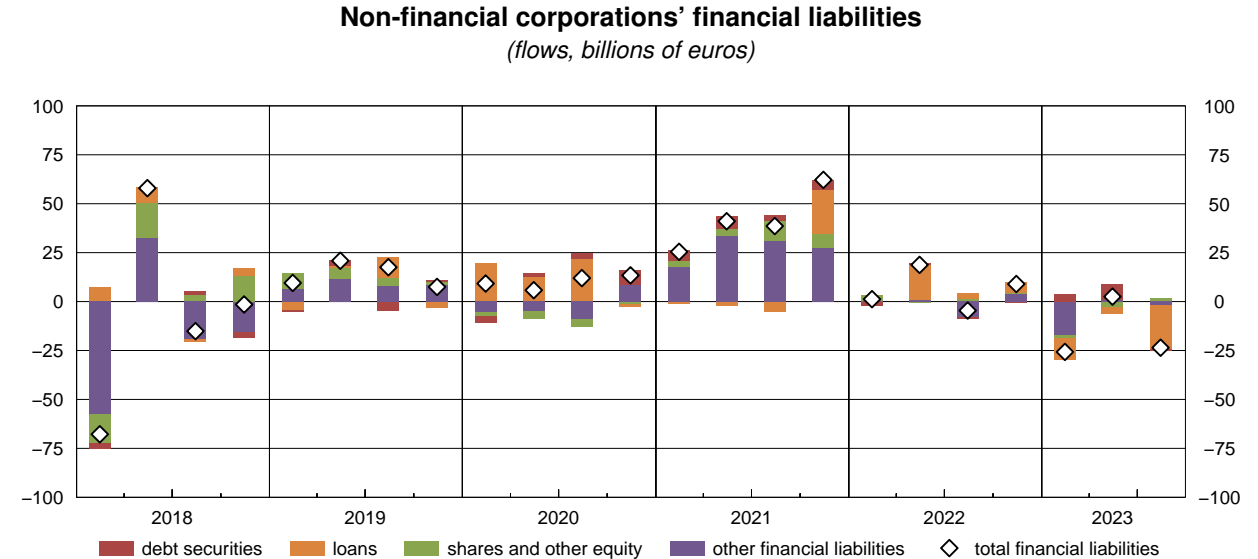
In the third quarter of 2023, households' financial liabilities decreased by 3.9 billion of euros. The reduction of banking loans (-3.1 billion) and of other financial liabilities (-2.5 billion) was only partially counterbalanced by the increase in other loans (1.7 billion).

Figure 3



In the third quarter of 2023, Italian firms' acquisition of financial assets amounted to 7.6 billion of euros. The increase in deposits (18.3 billion), the purchase of debt securities (4.6 billion) and of other financial assets (3.9 billion) counterbalanced the reduction in shares and other equities (-19.9 billion).

Figure 4



In the third quarter of 2023, Italian firms' financial liabilities decreased by 23.6 billion of euros, driven by net loan repayments (-22.2 billion).

Notice to Readers

With the publication of the Financial accounts on the second quarter of 2020, the time series on stocks and on transaction flows of “bonds issued by MFIs” on the asset and liability side of Monetary financial institutions no longer include the repurchased securities of own issue. Revisions start from the last quarter of 2017 and cause a decrease in the corresponding time series of stocks by approximately euro 147 billion at the end of 2017. The statistical treatment of such item has been updated due to the analogous revision in the banking statistics domain (see Methods and sources: [Methodological notes of Banks and money: national data](#)).

Starting from 4 June 2021 issue, financial accounts data will adopt a new subdivision of foreign statistics by institutional sectors. The new methodology, already adopted for the Balance of Payments and International Investment Position, exploits more detailed data on the ownership of both Pension funds and Insurance companies. The related revisions mainly affect the allocation of mutual fund shares investment, whose foreign component is not observable and depends on estimates assumptions. Compared to the previous issues, the main revisions are related to the Households and NPISH sector, which from now on holds a significantly larger amount of foreign mutual fund shares, as well as the Other financial intermediaries sector, whose amount will be, on the opposite, smaller. Further significant revisions involve the Insurance company, Pension funds, and Financial auxiliary sectors.

Following the dissemination of financial accounts statistics on the first quarter of 2022, the time series on stocks and flows of the Financial auxiliaries and of the Other financial intermediaries except non-MMF investment funds sectors display some revisions, due to the reclassification of some institutional units between the two sectors. The reclassification follows the changes reported in the Bank of Italy circular No. 140, containing instructions related to the classification of institutional units.

The methodology and the main statistical sources used to produce financial accounts statistics are described in the publication “I Conti Finanziari dell’Italia”, that can be consulted at this [link](#).

General information

- I Unless indicated otherwise, figures have been computed by the Bank of Italy.
- II Symbols and Conventions:
 - the phenomenon does not occur;
 - the phenomenon occurs but its value is not known;
 - .. the value is known but is nil or less than half the final digit shown.

Figures in parentheses in roman type () are provisional. Those in parentheses in italics () are estimated.
- III The tables are identified both by a number and by an alphanumeric code that defines the content of the table in the electronic database holding the information to be released to the public. A similar code identifies the different aggregates shown in each table.

Contents

Data access in BDS:

Table 1	- Italy's financial assets and liabilities in 2021 (stocks)	TFAA0000
Table 2	- Italy's financial assets and liabilities in 2021 (flows)	TFAA0000
Table 3	- Italy's financial assets and liabilities in 2022 (stocks)	TFAA0000
Table 4	- Italy's financial assets and liabilities in 2022 (flows)	TFAA0000
Table 5	- Non-financial corporations (stocks)	TFAT0001
Table 6	- Non-financial corporations (flows)	TFAT0001
Table 7	- Central Bank (stocks)	TFAT0002
Table 8	- Central Bank (flows)	TFAT0002
Table 9	- Monetary financial institutions except Central Bank (stocks)	TFAT0003
Table 10	- Monetary financial institutions except Central Bank (flows)	TFAT0003
Table 11	- Other financial intermediaries except non-MMF investment funds (stocks)	TFAT0004
Table 12	- Other financial intermediaries except non-MMF investment funds (flows)	TFAT0004
Table 13	- Non-MMF investment funds (stocks)	TFAT0005
Table 14	- Non-MMF investment funds (flows)	TFAT0005
Table 15	- Financial auxiliaries (stocks)	TFAT0006
Table 16	- Financial auxiliaries (flows)	TFAT0006
Table 17	- Insurance corporations (stocks)	TFAT0007
Table 18	- Insurance corporations (flows)	TFAT0007
Table 19	- Pension funds (stocks)	TFAT0008
Table 20	- Pension funds (flows)	TFAT0008
Table 21	- Central government (stocks)	TFAT0009
Table 22	- Central government (flows)	TFAT0009
Table 23	- Local government (stocks)	TFAT0010
Table 24	- Local government (flows)	TFAT0010
Table 25	- Social security funds (stocks)	TFAT0011
Table 26	- Social security funds (flows)	TFAT0011
Table 27	- Households and non-profit institutions serving households (stocks)	TFAT0012
Table 28	- Households and non-profit institutions serving households (flows)	TFAT0012
Table 29	- Rest of the world (stocks)	TFAT0013
Table 30	- Rest of the world (flows)	TFAT0013
Table 31	- Total financial instruments (stocks)	TFAT0014
Table 32	- Total financial instruments (flows)	TFAT0014

Financial accounts

Table 1
 Access to data:
[TFAA0000](#)

Italy's financial assets and liabilities in 2021

(stocks in millions of euros)

Financial instruments	Institutional sectors									
	Non-financial corporations		Financial corporations							
			Monetary financial institutions		Other financial intermediaries		Financial auxiliaries		Insurance corporations and pension funds	
	Assets	Liabilities	Assets	Liabilities	Assets	Liabilities	Assets	Liabilities	Assets	Liabilities
Monetary gold and SDRs	-	-	152,210	25,979	-	-	-	-	-	-
Currency and transferable deposits, with	503,596	67,630	781,894	2,945,054	94,318	-	26,495	-	24,817	-
MFIs	454,798	-	493,518	2,945,054	86,520	-	25,168	-	23,465	-
other residents	12,202	67,630	166,206	-	2,295	-	-	-	656	-
rest of the world	36,596	-	122,170	-	5,503	-	1,327	-	695	-
Other deposits, with	22,307	-	674,013	1,455,796	231,841	..	460	-	551	-
MFIs	12,107	-	604,456	1,455,796	231,841	-	460	-	520	-
other residents	-	4,943	-	-	..	-	-	-	-
rest of the world	10,200	-	64,613	-	..	-	..	-	31	-
Short-term securities, issued by	389	3,353	26,758	..	10,388	17	2,880	-	12,025	175
general government	17	-	11,585	-	8,765	-	2,852	-	4,709	-
other residents	3,353	16	..	5	17	..	-	..	175
rest of the world	372	-	15,157	-	1,618	-	28	-	7,316	-
Bonds, issued by	55,226	168,650	1,623,371	277,647	133,167	232,628	62,939	6,770	651,735	16,823
MFIs	4,815	-	80,769	277,647	9,170	-	9,686	-	14,871	-
central government: CCTs	349	-	116,305	-	1,363	-	766	-	11,273	-
central government: other	35,244	-	1,024,824	-	30,142	-	47,492	-	315,748	-
local government	-	1,825	-	..	-	..	-	477	-
other residents	2,244	168,650	175,667	-	21,529	232,628	513	6,770	15,781	16,823
rest of the world	12,574	-	223,982	-	70,963	-	4,483	-	293,585	-
Derivates and employee stock options ..	41,254	44,807	119,108	135,766	2,968	1,756	454	578	2,085	2,839
Short-term loans, of	44,384	244,338	345,983	..	36,920	157,255	..	6,107	18	2,001
MFIs	-	146,024	345,983	..	-	81,572	-	6,107	-	965
other financial corporations	-	21,759	-	..	36,920	-	..	-	18	..
general government	-	-	-	-	-	-	-	-	-	-
other residents	44,384	42,051	-	-	-	-	-	-	-	-
rest of the world	-	34,504	-	..	-	75,683	-	..	-	1,036
Medium and long-term loans, of	45,345	902,427	1,470,393	70,372	329,926	117,976	..	6,354	2,448	11,231
MFIs	-	517,146	1,470,393	65,147	-	79,091	-	6,168	-	3,691
other financial corporations	-	197,186	-	24	329,926	6,021	..	152	2,448	9
general government	-	58,501	-	5,200	-	..	-	..	-	366
other residents	45,345	29,556	-	-	-	-	-	-	-	-
rest of the world	-	100,039	-	..	-	32,864	-	34	-	7,166
Shares and other equity, issued by	810,731	2,379,312	175,878	207,677	364,836	254,565	43,420	30,391	146,976	140,584
residents	458,986	2,379,312	95,807	207,677	284,982	254,565	32,808	30,391	71,250	140,584
of which: listed shares	132,156	431,066	32,743	123,338	46,268	19,442	18,217	11,092	7,971	37,922
rest of the world	351,745	-	80,071	-	79,854	-	10,612	-	75,726	-
Mutual fund shares, issued by	38,093	-	31,763	1,866	72,655	375,763	55,061	-	328,598	-
residents	10,413	-	24,951	1,866	1,989	375,763	20,452	-	45,992	-
rest of the world	27,680	-	6,811	-	70,665	-	34,610	-	282,607	-
Insurance, pension and standardised guarantee schemes	17,792	112,986	31,819	11,131	-	-	-	-	4,677	1,037,088
net equity of households	-	112,986	-	11,131	-	-	-	-	-	983,174
other provisions	17,792	-	31,819	-	-	-	-	-	4,677	53,914
Other accounts receivable/payable	687,045	640,987	31,844	2,079	3,387	2,701	14	48	6,126	6,003
trade credits	637,042	582,477	235	391	-	-	-	-	1,109	2,992
other	50,003	58,509	31,608	1,688	3,387	2,701	14	48	5,017	3,010
Total	2,266,161	4,564,489	5,465,033	5,133,366	1,280,406	1,142,662	191,724	50,248	1,180,056	1,216,744

(follow)

Financial accounts

(follow) **Table 1**

[Access to data:](#)

[TFAA0000](#)

Italy's financial assets and liabilities in 2021

(stocks in millions of euros)

Financial instruments	Institutional sectors											
	General government						Households and non-profit institutions serving households		Rest of the world		Total	
	Central government		Local government		Social security funds		Assets	Liabilities	Assets	Liabilities	Assets	Liabilities
	Assets	Liabilities	Assets	Liabilities	Assets	Liabilities						
Monetary gold and SDRs.....	-	-	-	-	-	-	-	-	25,979	152,210	178,189	178,189
Currency and transferable deposits, with MFIs.....	67,171	177,814	14,785	-	9,901	-	1,195,526	-	665,577	193,581	3,384,079	3,384,079
other residents.....	12,807	177,814	..	-	..	-	50,945	-	332	-	245,443	245,443
rest of the world.....	4,000	-	..	-	..	-	23,291	-	-	193,581	193,581	193,581
Other deposits, with.....	13,300	60,442	3,712	-	646	-	422,919	-	225,687	79,198	1,595,436	1,595,436
MFIs.....	8,946	-	3,712	-	646	-	367,419	-	225,687	-	1,455,796	1,455,796
other residents.....	-	60,442	-	-	-	-	55,499	-	-	-	60,442	60,442
rest of the world.....	4,354	-	..	-	..	-	..	-	-	79,198	79,198	79,198
Short-term securities, issued by.....	51	113,808	28	..	28	-	1,067	-	88,468	24,728	142,081	142,081
general government.....	51	113,808	28	..	28	-	829	-	84,945	-	113,808	113,808
other residents.....	-	-	-	-	-	-	1	-	3,523	-	3,545	3,545
rest of the world.....	-	-	-	-	-	-	237	-	-	24,728	24,728	24,728
Bonds, issued by.....	25,287	2,397,417	3,133	11,388	28,456	-	230,495	-	989,113	691,599	3,802,923	3,802,923
MFIs.....	13	-	523	-	1,081	-	23,490	-	133,229	-	277,647	277,647
central government: CCTs.....	134	147,516	184	-	130	-	1,497	-	15,516	-	147,516	147,516
central government: other.....	21,706	2,249,901	2,162	-	10,309	-	119,011	-	643,264	-	2,249,901	2,249,901
local government.....	..	-	..	11,388	54	-	3	-	9,030	-	11,388	11,388
other residents.....	2,281	-	233	-	6,516	-	12,032	-	188,076	-	424,872	424,872
rest of the world.....	1,153	-	31	-	10,366	-	74,461	-	-	691,599	691,599	691,599
Derivates and employee stock options	..	19,043	..	674	1,545	30	128,327	90,248	295,741	295,741
Short-term loans, of.....	..	8,236	-	4,088	-	75	9,472	46,101	111,223	79,799	548,000	548,000
MFIs.....	-	4,014	-	3,385	-	75	-	42,747	-	61,094	345,983	345,983
other financial corporations.....	-	4,222	-	703	-	-	-	3,354	-	6,900	36,938	36,938
general government.....	..	-	-	-	-	..	-	-	-
other residents.....	-	-	-	-	-	-	9,472	-	-	11,805	53,856	53,856
rest of the world.....	-	..	-	-	-	-	-	-	111,223	-	111,223	111,223
Medium and long-term loans, of.....	133,960	139,772	10,494	105,541	4,120	20	-	727,503	237,462	152,950	2,234,146	2,234,146
MFIs.....	-	41,358	-	61,647	-	20	-	620,128	-	75,997	1,470,393	1,470,393
other financial corporations.....	-	2,098	-	8,330	-	..	-	103,241	-	15,312	332,374	332,374
general government.....	133,960	574	10,494	31,908	4,120	-	-	4,135	-	47,889	148,574	148,574
other residents.....	-	2,037	-	-	-	-	-	-	-	13,752	45,345	45,345
rest of the world.....	-	93,705	-	3,655	-	-	-	-	237,462	-	237,462	237,462
Shares and other equity, issued by.....	129,547	4,556	13,008	..	8,616	-	1,419,872	-	637,858	733,657	3,750,742	3,750,742
residents.....	112,601	4,556	12,932	..	6,378	-	1,303,484	-	637,858	-	3,017,085	3,017,085
of which: listed shares.....	26,066	-	3,360	-	543	-	75,278	-	280,257	-	622,859	622,859
rest of the world.....	16,946	-	76	-	2,238	-	116,389	-	733,657	733,657	733,657	
Mutual fund shares, issued by.....	71	-	115	-	43,701	-	764,635	-	35,697	992,759	1,370,388	1,370,388
residents.....	67	-	62	-	11,276	-	226,731	-	35,697	-	377,630	377,630
rest of the world.....	4	-	53	-	32,424	-	537,904	-	992,759	992,759	992,759	
Insurance, pension and standardised guarantee schemes.....	81	26,967	1,078	-	..	-	1,210,866	39,049	3,312	42,404	1,269,625	1,269,625
net equity of households.....	-	-	-	-	-	-	1,182,411	39,049	1,656	37,727	1,184,067	1,184,067
other provisions.....	81	26,967	1,078	-	..	-	28,455	-	1,656	4,677	85,558	85,558
Other accounts receivable/payable.....	74,857	79,968	23,183	63,426	32,995	16,922	159,868	190,680	128,870	145,375	1,148,188	1,148,188
trade credits.....	-	4,298	-	45,713	-	2,636	115,695	105,925	97,342	106,991	851,424	851,424
other.....	74,857	75,670	23,183	17,714	32,995	14,286	44,172	84,755	31,528	38,383	296,764	296,764
Total.....	444,324	3,028,024	69,536	185,117	128,462	17,016	5,416,264	1,003,363	3,277,572	3,378,507	19,719,537	19,719,537

Financial accounts

Table 2
[Access to data:](#)
[TFAA0000](#)

Italy's financial assets and liabilities in 2021

(flows in millions of euros)

Financial instruments	Institutional sectors									
	Non-financial corporations		Financial corporations							
			Monetary financial institutions		Other financial intermediaries		Financial auxiliaries		Insurance corporations and pension funds	
	Assets	Liabilities	Assets	Liabilities	Assets	Liabilities	Assets	Liabilities	Assets	Liabilities
Monetary gold and SDRs	-	-	17,771	17,445	-	-	-	-	-	-
Currency and transferable deposits, with	53,092	6,595	115,340	344,457	11,157	-	6,652	-	4,781	-
MFIs	52,280	-	112,982	344,457	8,809	-	5,400	-	4,496	-
other residents	1,528	6,595	3,615	-	741	-	-	-	44	-
rest of the world	-717	-	-1,257	-	1,607	-	1,252	-	241	-
Other deposits, with	-6,650	-	103,297	67,537	4,737	..	-457	-	35	-
MFIs	-5,349	-	98,370	67,537	4,737	-	-457	-	44	-
other residents	-	112	-	-	..	-	-	-	-
rest of the world	-1,301	-	4,815	-	..	-	..	-	-10	-
Short-term securities, issued by	-1,247	754	-8,550	..	-4,645	41	-2,274	-	88	-26
general government	-1,371	-	-6,227	-	-5,628	-	-1,034	-	-1,514	-
other residents	754	16	..	28	41	..	-	..	-26
rest of the world	124	-	-2,339	-	955	-	-1,241	-	1,601	-
Bonds, issued by	-7,896	19,111	173,335	-1,316	8,179	7,328	25,903	1,433	340	300
MFIs	139	-	2,448	-1,316	-1,471	-	6,651	-	-1,815	-
central government: CCTs	126	-	21,305	-	469	-	78	-	169	-
central government: other	-8,145	-	115,628	-	389	-	19,762	-	-16,866	-
local government.....	-11	-	-1,906	-	..	-	..	-	-34	-
other residents	244	19,111	5,518	-	1,586	7,328	114	1,433	-468	300
rest of the world	-249	-	30,341	-	7,205	-	-702	-	19,353	-
Derivates and employee stock options..	-247	273	-249	..	886	923	..	2	276	..
Short-term loans, of	862	8,096	-10,375	..	2,941	9,542	..	-160	..	147
MFIs	-	-3,520	-10,375	..	-	-16,565	-	-160	-	148
other financial corporations.....	-	2,452	-	..	2,941	-	..	-
general government.....	-	-	-	-	-	-	-	-	-	-
other residents	862	2,228	-	-	-	-	-	-	-	-
rest of the world	-	6,936	-	..	-	26,107	-	..	-	-1
Medium and long-term loans, of	-1,395	6,391	29,355	2,736	13,689	-90	..	-1,487	199	466
MFIs	-	4,165	29,355	3,476	-	-3,944	-	-1,488	-	119
other financial corporations.....	-	5,554	-	-3	13,689	-718	..	3	199	-4
general government.....	-	550	-	-737	-	..	-	..	-	..
other residents	-1,395	-1,162	-	-	-	-	-	-	-	-
rest of the world	-	-2,717	-	..	-	4,572	-	-1	-	351
Shares and other equity, issued by	51,813	23,246	12,733	8,486	31,171	43,755	-1,784	-10,109	8,598	-1,059
residents	42,537	23,246	3,224	8,486	13,803	43,755	-1,664	-10,109	7,545	-1,059
of which: listed shares.....	-2,728	4,041	1,339	173	-5,307	73	3,383	139	1,040	1
rest of the world	9,276	-	9,509	-	17,368	-	-120	-	1,053	-
Mutual fund shares, issued by	7,234	-	4,848	-11	2,672	21,411	-2,074	-	19,907	-
residents	1,489	-	4,064	-11	-499	21,411	66	-	6,113	-
rest of the world	5,745	-	784	-	3,172	-	-2,140	-	13,794	-
Insurance, pension and standardised guarantee schemes	815	2,040	7,357	-398	-	-	-	-	1,176	28,047
net equity of households	-	2,040	-	-398	-	-	-	-	-	25,529
other provisions.....	815	-	7,357	-	-	-	-	-	1,176	2,518
Other accounts receivable/payable	117,353	100,705	17,613	-808	-1,471	836	-40	24	2,337	-768
trade credits	102,998	98,552	3	93	-	-	-	-	30	-1,069
other.....	14,355	2,153	17,610	-901	-1,471	836	-40	24	2,307	301
Total	213,735	167,212	462,474	438,129	69,315	83,747	25,926	-10,295	37,736	27,108

(follow)

Financial accounts

(follow) **Table 2**

[Access to data:](#)

[TFAA0000](#)

Italy's financial assets and liabilities in 2021

(flows in millions of euros)

Financial instruments	Institutional sectors											
	General government						Households and non-profit institutions serving households	Rest of the world		Total		
	Central government		Local government		Social security funds							
	Assets	Liabilities	Assets	Liabilities	Assets	Liabilities	Assets	Liabilities	Assets	Liabilities	Assets	Liabilities
Monetary gold and SDRs.....	-	-	-	-	-	-	-	-	17,445	17,771	35,216	35,216
Currency and transferable deposits, with MFIs.....	11,223	7,860	-290	-	-1,457	-	84,708	-	78,832	5,126	364,038	364,038
other residents.....	1,984	-	-290	-	-1,457	-	81,512	-	78,740	-	344,457	344,457
rest of the world.....	5,240	7,860	..	-	..	-	3,196	-	91	-	14,455	14,455
rest of the world.....	4,000	-	..	-	..	-	..	-	-	5,126	5,126	5,126
Other deposits, with.....	-2,376	-7,463	45	-	301	-	-14,527	-	-20,954	3,377	63,451	63,451
MFIs.....	-2,249	-	45	-	301	-	-6,952	-	-20,954	-	67,537	67,537
other residents.....	-	-7,463	-	-	-	-	-7,575	-	-	-	-7,463	-7,463
rest of the world.....	-127	-	..	-	..	-	..	-	-	3,377	3,377	3,377
Short-term securities, issued by.....	50	-12,341	19	..	12	-	-195	-	4,347	-826	-12,397	-12,397
general government.....	50	-12,341	19	..	12	-	-269	-	3,622	-	-12,341	-12,341
other residents.....	-	-	-	-	-	-	1	-	725	-	770	770
rest of the world.....	-	-	-	-	-	-	73	-	-	-826	-826	-826
Bonds, issued by.....	18,824	114,439	155	-751	-909	-	-19,984	-	-9,469	47,933	188,477	188,477
MFIs.....	..	-	..	-	..	-	-6,533	-	-735	-	-1,316	-1,316
central government: CCTs.....	100	23,215	160	-	10	-	130	-	668	-	23,215	23,215
central government: other.....	17,968	91,224	-1	-	-235	-	-6,156	-	-31,121	-	91,224	91,224
local government.....	..	-	..	-751	-2	-	..	-	1,202	-	-751	-751
other residents.....	255	-	2	-	-923	-	1,325	-	20,518	-	28,172	28,172
rest of the world.....	500	-	-6	-	241	-	-8,749	-	-	47,933	47,933	47,933
Derivates and employee stock options..	1,511	..	254	279	..	-1,510	..	1,199	1,199
Short-term loans, of.....	..	86	-	-350	-	-54	-83	2,549	33,042	6,530	26,387	26,387
MFIs.....	-	86	-	-206	-	-54	-	2,152	-	7,744	-10,375	-10,375
other financial corporations.....	-	..	-	-144	-	-	-	397	-	235	2,941	2,941
general government.....	..	-	-	-	-	..	-	-	-
other residents.....	-	-	-	-	-	-	-83	-	-	-1,449	779	779
rest of the world.....	-	..	-	-	-	-	-	-	33,042	-	33,042	33,042
Medium and long-term loans, of.....	-6,517	24,397	-787	-2,046	-520	4	-	25,109	29,785	8,326	63,809	63,809
MFIs.....	-	-2,472	-	3,592	-	4	-	19,815	-	6,087	29,355	29,355
other financial corporations.....	-	-104	-	149	-	..	-	5,814	-	3,197	13,888	13,888
general government.....	-6,517	-120	-787	-6,132	-520	-	-	-520	-	-866	-7,824	-7,824
other residents.....	-	-141	-	-	-	-	-	-	-	-92	-1,395	-1,395
rest of the world.....	-	27,235	-	345	-	-	-	-	29,785	-	29,785	29,785
Shares and other equity, issued by.....	-414	..	-281	..	630	-	-12,445	-	13,143	38,843	103,163	103,163
residents.....	-647	..	-267	..	1,690	-	-15,043	-	13,143	-	64,319	64,319
of which: listed shares.....	..	-	699	-	481	-	5,521	-	4,428	4,428
rest of the world.....	232	-	-14	-	-1,060	-	2,598	-	-	38,843	38,843	38,843
Mutual fund shares, issued by.....	..	-	-7	-	5,447	-	51,451	-	6,746	74,825	96,225	96,225
residents.....	..	-	..	-	2,694	-	727	-	6,746	-	21,401	21,401
rest of the world.....	..	-	-7	-	2,753	-	50,725	-	-	74,825	74,825	74,825
Insurance, pension and standardised guarantee schemes.....	4	7,146	50	-	..	-	27,255	448	738	111	37,394	37,394
net equity of households.....	-	-	-	-	-	-	26,185	448	369	-1,065	26,554	26,554
other provisions.....	4	7,146	50	-	..	-	1,070	-	369	1,176	10,840	10,840
Other accounts receivable/payable.....	1,696	51,370	-1,555	1,630	3,828	2,554	23,270	7,967	17,829	17,350	180,861	180,861
trade credits.....	-	-109	-	730	-	386	8,005	6,262	10,455	16,646	121,491	121,491
other.....	1,696	51,480	-1,555	900	3,828	2,168	15,265	1,705	7,374	704	59,370	59,370
Total.....	24,001	185,495	-2,398	-1,518	7,331	2,505	139,729	36,074	169,973	219,366	1,147,822	1,147,822

Financial accounts

Table 3
[Access to data:](#)
[TFAA0000](#)

Italy's financial assets and liabilities in 2022

(stocks in millions of euros)

Financial instruments	Institutional sectors									
	Non-financial corporations		Financial corporations							
			Monetary financial institutions		Other financial intermediaries		Financial auxiliaries		Insurance corporations and pension funds	
	Assets	Liabilities	Assets	Liabilities	Assets	Liabilities	Assets	Liabilities	Assets	Liabilities
Monetary gold and SDRs.....	-	-	161,074	26,311	-	-	-	-	-	-
Currency and transferable deposits, with	492,306	73,608	632,595	2,845,731	77,391	-	22,859	-	24,891	-
MFIs	432,105	-	332,758	2,845,731	72,559	-	22,617	-	23,105	-
other residents	12,159	73,608	167,524	-	2,560	-	-	-	263	-
rest of the world	48,041	-	132,313	-	2,271	-	242	-	1,522	-
Other deposits, with	40,086	-	568,441	1,391,165	235,499	..	1,063	-	545	-
MFIs	29,029	-	497,574	1,391,165	235,499	-	1,063	-	514	-
other residents	-	5,113	-	-	..	-	-	-	-
rest of the world	11,058	-	65,755	-	..	-	..	-	31	-
Short-term securities, issued by.....	2,582	1,965	24,026	..	11,083	526	1,472	-	14,396	169
general government.....	1,915	-	8,754	-	8,044	-	1,313	-	5,033	-
other residents	16	1,965	17	..	11	526	..	-	..	169
rest of the world	651	-	15,255	-	3,028	-	160	-	9,363	-
Bonds, issued by.....	55,808	150,502	1,493,891	253,053	125,022	242,579	63,618	4,976	529,055	15,405
MFIs	9,261	-	72,956	253,053	10,182	-	9,758	-	11,686	-
central government: CCTs	153	-	110,532	-	462	-	513	-	6,638	-
central government: other	29,618	-	909,797	-	26,653	-	49,195	-	239,117	-
local government.....	..	-	2,204	-	..	-	..	-	312	-
other residents	3,116	150,502	177,244	-	21,367	242,579	615	4,976	13,133	15,405
rest of the world	13,660	-	221,158	-	66,358	-	3,537	-	258,169	-
Derivates and employee stock options..	33,654	24,456	153,373	152,141	5,540	2,490	92	24	1,187	2,157
Short-term loans, of	44,384	274,069	354,973	..	36,043	181,617	..	1,037	2	1,093
MFIs	-	145,438	354,973	..	-	84,397	-	1,024	-	102
other financial corporations.....	-	24,080	-	..	36,043	-	..	-	2	..
general government.....	-	-	-	-	-	-	-	-	-	-
other residents	44,384	40,767	-	-	-	-	-	-	-	-
rest of the world	-	63,783	-	..	-	97,219	-	13	-	991
Medium and long-term loans, of	45,609	889,357	1,469,545	80,698	339,921	104,960	..	5,795	2,521	10,858
MFIs	-	501,968	1,469,545	76,809	-	67,823	-	5,667	-	3,360
other financial corporations.....	-	204,023	-	24	339,921	6,432	..	120	2,521	3
general government.....	-	61,308	-	3,864	-	..	-	..	-	366
other residents	45,609	24,502	-	-	-	-	-	-	-	-
rest of the world	-	97,556	-	..	-	30,705	-	8	-	7,130
Shares and other equity, issued by	853,262	2,284,901	168,868	198,949	291,984	161,151	36,120	26,586	134,583	131,836
residents	470,425	2,284,901	91,198	198,949	211,212	161,151	28,063	26,586	64,207	131,836
of which: listed shares.....	116,540	344,051	28,792	112,620	31,975	10,613	15,985	9,516	6,285	33,267
rest of the world	382,837	-	77,670	-	80,772	-	8,056	-	70,376	-
Mutual fund shares, issued by	35,194	-	30,664	3,129	60,751	355,321	50,883	-	293,907	-
residents	11,127	-	24,616	3,129	2,982	355,321	21,686	-	45,772	-
rest of the world	24,067	-	6,048	-	57,769	-	29,197	-	248,135	-
Insurance, pension and standardised guarantee schemes	17,887	115,032	32,450	10,152	-	-	-	-	5,084	889,957
net equity of households.....	-	115,032	-	10,152	-	-	-	-	-	838,851
other provisions.....	17,887	-	32,450	-	-	-	-	-	5,084	51,106
Other accounts receivable/payable.....	689,531	631,015	65,052	2,969	4,153	3,832	40	91	9,456	7,056
trade credits	615,638	567,394	312	690	-	-	-	-	1,925	3,615
other.....	73,893	63,621	64,740	2,279	4,153	3,832	40	91	7,531	3,441
Total	2,310,303	4,444,905	5,154,953	4,964,298	1,187,387	1,052,475	176,148	38,508	1,015,625	1,058,532

(follow)

Financial accounts

(follow) **Table 3**

[Access to data:](#)

[TFAA0000](#)

Italy's financial assets and liabilities in 2022

(stocks in millions of euros)

Financial instruments	Institutional sectors											
	General government						Households and non-profit institutions serving households		Rest of the world		Total	
	Central government		Local government		Social security funds		Assets	Liabilities	Assets	Liabilities	Assets	Liabilities
	Assets	Liabilities	Assets	Liabilities	Assets	Liabilities						
Monetary gold and SDRs	-	-	-	-	-	-	-	-	26,311	161,074	187,385	187,385
Currency and transferable deposits, with MFIs	60,720	177,460	15,841	-	9,917	-	1,222,334	-	752,446	214,502	3,311,301	3,311,301
other residents.....	41,149	-	15,841	-	9,917	-	1,147,614	-	748,063	-	2,845,731	2,845,731
rest of the world.....	12,771	177,460	..	-	..	-	51,408	-	4,382	-	251,067	251,067
Other deposits, with MFIs	7,628	54,822	4,061	-	882	-	411,073	-	253,551	76,843	1,522,830	1,522,830
other residents.....	7,628	-	4,061	-	882	-	361,363	-	253,551	-	1,391,165	1,391,165
rest of the world.....	-	54,822	-	-	-	-	49,709	-	-	-	54,822	54,822
Short-term securities, issued by	405	109,989	20	..	257	-	6,200	-	81,221	29,014	141,662	141,662
general government.....	405	109,989	20	..	257	-	5,640	-	78,608	-	109,989	109,989
other residents.....	-	-	-	-	-	-	2	-	2,613	-	2,659	2,659
rest of the world.....	-	-	-	-	-	-	557	-	-	29,014	29,014	29,014
Bonds, issued by	58,729	2,089,025	2,736	10,215	28,881	-	247,115	-	806,795	645,896	3,411,651	3,411,651
MFIs.....	88	-	210	-	1,081	-	25,443	-	112,387	-	253,053	253,053
central government: CCTs.....	130	134,083	225	-	13	-	445	-	14,973	-	134,083	134,083
central government: other.....	54,228	1,954,942	2,104	-	10,968	-	142,473	-	490,788	-	1,954,942	1,954,942
local government.....	..	-	..	10,215	52	-	3	-	7,644	-	10,215	10,215
other residents.....	2,722	-	55	-	6,925	-	7,283	-	181,003	-	413,463	413,463
rest of the world.....	1,561	-	141	-	9,842	-	71,469	-	-	645,896	645,896	645,896
Derivates and employee stock options	5,246	828	..	200	6,850	271	129,946	153,322	335,887	335,887
Short-term loans, of	28,978	-	4,542	-	88	9,347	48,329	164,183	69,179	608,932	608,932
MFIs.....	-	23,003	-	3,683	-	88	-	44,812	-	52,426	354,973	354,973
other financial corporations.....	-	3,798	-	858	-	-	-	3,518	-	3,790	36,045	36,045
general government.....	..	-	-	-	-	..	-	-	-
other residents.....	-	-	-	-	-	-	9,347	-	-	12,964	53,731	53,731
rest of the world.....	-	2,177	-	-	-	-	-	-	164,183	-	164,183	164,183
Medium and long-term loans, of	131,091	155,936	10,390	102,588	3,974	14	-	748,221	250,244	154,866	2,253,294	2,253,294
MFIs.....	-	39,768	-	62,311	-	14	-	635,834	-	75,991	1,469,545	1,469,545
other financial corporations.....	-	2,046	-	8,301	-	..	-	108,398	-	13,094	342,442	342,442
general government.....	131,091	486	10,390	28,466	3,974	-	-	3,989	-	46,975	145,455	145,455
other residents.....	-	2,301	-	-	-	-	-	-	-	18,806	45,609	45,609
rest of the world.....	-	111,335	-	3,510	-	-	-	-	250,244	-	250,244	250,244
Shares and other equity, issued by	129,815	4,560	13,023	..	9,247	-	1,318,893	-	602,662	750,474	3,558,457	3,558,457
residents.....	112,739	4,560	12,963	..	7,610	-	1,206,903	-	602,662	-	2,807,983	2,807,983
of which: listed shares.....	21,720	-	2,466	-	543	-	63,554	-	222,206	-	510,067	510,067
rest of the world.....	17,076	-	60	-	1,637	-	111,989	-	-	750,474	750,474	750,474
Mutual fund shares, issued by	71	-	116	-	42,584	-	670,381	-	41,403	867,502	1,225,953	1,225,953
residents.....	67	-	62	-	12,534	-	198,202	-	41,403	-	358,451	358,451
rest of the world.....	4	-	54	-	30,050	-	472,179	-	-	867,502	867,502	867,502
Insurance, pension and standardised guarantee schemes	27,850	1,022	-	..	-	1,064,999	39,515	3,546	42,482	1,124,988	1,124,988
net equity of households.....	-	-	-	-	-	-	1,039,175	39,515	1,773	37,398	1,040,948	1,040,948
other provisions.....	..	27,850	1,022	-	..	-	25,824	-	1,773	5,084	84,040	84,040
Other accounts receivable/payable	68,825	151,226	20,348	64,020	35,966	24,167	177,923	194,749	168,031	160,200	1,239,325	1,239,325
trade credits.....	-	2,576	-	44,085	-	2,790	117,604	113,627	122,869	123,572	858,348	858,348
other.....	68,825	148,650	20,348	19,936	35,966	21,377	60,319	81,122	45,163	36,628	380,978	380,978
Total	462,530	2,800,674	67,558	181,565	131,708	24,269	5,135,114	1,031,085	3,280,339	3,325,355	18,921,666	18,921,666

Financial accounts

Table 4

Access to data:

[TFAA0000](#)

Italy's financial assets and liabilities in 2022

(flows in millions of euros)

Financial instruments	Institutional sectors										
	Non-financial corporations		Financial corporations								
			Monetary financial institutions		Other financial intermediaries		Financial auxiliaries		Insurance corporations and pension funds		
	Assets	Liabilities	Assets	Liabilities	Assets	Liabilities	Assets	Liabilities	Assets	Liabilities	
Monetary gold and SDRs	-	-	956	..	-	-	-	-	-	-	-
Currency and transferable deposits, with	-13,564	5,978	-151,103	-99,723	-16,967	-	-3,654	-	201	-	
MFIs	-22,693	-	-160,762	-99,723	-13,958	-	-2,546	-	-360	-	
other residents	-43	5,978	1,317	-	265	-	-	-	-393	-	
rest of the world	9,171	-	8,342	-	-3,275	-	-1,108	-	953	-	
Other deposits, with	17,795	-	-101,598	-63,704	3,657	..	603	-	8	-	
MFIs	16,921	-	-103,245	-63,704	3,657	-	603	-	-13	-	
other residents	-	170	-	-	..	-	-	-	-	
rest of the world	873	-	1,477	-	..	-	..	-	21	-	
Short-term securities, issued by	2,191	-1,456	-2,757	..	887	508	-1,206	-	2,334	-6	
general government	1,904	-	-2,764	-	-513	-	-1,359	-	331	-	
other residents	16	-1,456	1	..	7	508	..	-	..	-6	
rest of the world	270	-	6	-	1,394	-	153	-	2,002	-	
Bonds, issued by	9,149	-649	92,690	-10,123	8,275	14,468	-186	1,660	5,293	228	
MFIs	2,682	-	-1,414	-10,123	1,593	-	-3,317	-	-2,680	-	
central government: CCTs	-276	-	-4,388	-	-892	-	-513	-	-4,510	-	
central government: other	3,093	-	65,634	-	84	-	2,643	-	-10,114	-	
local government.....	..	-	-281	-	..	-	..	-	-139	-	
other residents	983	-649	6,980	-	3,176	14,468	205	1,660	-1,728	228	
rest of the world	2,666	-	26,159	-	4,314	-	796	-	24,463	-	
Derivates and employee stock options..	12,006	-253	-974	..	2,398	1,747	..	1	-604	..	
Short-term loans, of	1,035	31,810	17,241	..	2,319	30,387	..	-5,074	-18	-785	
MFIs	-	4,484	17,241	..	-	5,693	-	-5,074	-	-863	
other financial corporations.....	-	2,321	-	..	2,319	-	..	-	-18	..	
general government.....	-	-	-	-	-	-	-	-	-	-	
other residents	1,035	-1,284	-	-	-	-	-	-	-	-	
rest of the world	-	26,288	-	..	-	24,694	-	..	-	78	
Medium and long-term loans, of	-1,645	-6,432	4,243	10,326	19,269	-7,705	..	-559	73	-365	
MFIs	-	-14,843	4,243	11,662	-	-7,462	-	-501	-	-331	
other financial corporations.....	-	13,257	-	-1	19,269	322	..	-32	73	-5	
general government.....	-	2,807	-	-1,336	-	-	..	
other residents	-1,645	-5,054	-	-	-	-	-	-	-	-	
rest of the world	-	-2,599	-	..	-	-566	-	-26	-	-29	
Shares and other equity, issued by	50,056	3,868	3,194	31,432	-22,515	-76,971	-7,742	-14,278	-4,134	-56	
residents	23,295	3,868	-1,335	31,432	-26,616	-76,971	-5,473	-14,278	-6,079	-56	
of which: listed shares.....	18,157	-931	-432	-3,493	935	3,845	-2,232	-88	892	132	
rest of the world	26,761	-	4,529	-	4,101	-	-2,269	-	1,945	-	
Mutual fund shares, issued by	1,239	-	814	1,263	-33	10,476	-89	-	6,357	-	
residents	1,471	-	891	1,263	993	10,476	1,883	-	5,551	-	
rest of the world	-232	-	-78	-	-1,025	-	-1,972	-	806	-	
Insurance, pension and standardised guarantee schemes	-863	2,046	654	-446	-	-	-	-	403	9,968	
net equity of households	-	2,046	-	-446	-	-	-	-	-	12,511	
other provisions.....	-863	-	654	-	-	-	-	-	403	-2,543	
Other accounts receivable/payable	2,110	-10,567	33,142	881	755	1,128	13	1	3,309	1,041	
trade credits	-21,478	-15,631	93	294	-	-	-	-	810	615	
other.....	23,588	5,064	33,049	587	755	1,128	13	1	2,499	426	
Total	79,509	24,345	-103,498	-130,095	-1,954	-25,962	-12,261	-18,248	13,221	10,026	

(follow)

Financial accounts

(follow) **Table 4**

[Access to data:](#)

[TFAA0000](#)

Italy's financial assets and liabilities in 2022

(flows in millions of euros)

Financial instruments	Institutional sectors											
	General government						Households and non-profit institutions serving households	Rest of the world		Total		
	Central government		Local government		Social security funds			Assets	Liabilities	Assets	Liabilities	
	Assets	Liabilities	Assets	Liabilities	Assets	Liabilities	Assets					Liabilities
Monetary gold and SDRs.....	-	-	-	-	-	-	-	-	..	956	956	956
Currency and transferable deposits, with MFIs.....	-6,858	-354	1,056	-	17	-	26,787	-	86,870	16,883	-77,217	-77,217
other residents.....	-9,621	-	1,056	-	17	-	26,324	-	82,819	-	-99,723	-99,723
rest of the world.....	-37	-354	..	-	..	-	463	-	4,050	-	5,624	5,624
rest of the world.....	2,800	-	..	-	..	-	..	-	-	16,883	16,883	16,883
Other deposits, with.....	-5,672	-5,620	349	-	236	-	-11,846	-	25,159	-1,983	-71,308	-71,308
MFIs.....	-1,318	-	349	-	236	-	-6,056	-	25,159	-	-63,704	-63,704
other residents.....	-	-5,620	-	-	-	-	-5,790	-	-	-	-5,620	-5,620
rest of the world.....	-4,354	-	..	-	..	-	..	-	-	-1,983	-1,983	-1,983
Short-term securities, issued by.....	354	-2,387	-7	..	233	-	5,171	-	-6,394	4,147	805	805
general government.....	354	-2,387	-7	..	233	-	4,849	-	-5,415	-	-2,387	-2,387
other residents.....	-	-	-	-	-	-	1	-	-979	-	-954	-954
rest of the world.....	-	-	-	-	-	-	321	-	-	4,147	4,147	4,147
Bonds, issued by.....	33,510	76,946	50	-1,173	2,368	-	54,530	-	-58,763	65,559	146,917	146,917
MFIs.....	..	-	-313	-	..	-	548	-	-7,223	-	-10,123	-10,123
central government: CCTs.....	-5	-12,171	43	-	-116	-	-1,219	-	-296	-	-12,171	-12,171
central government: other.....	32,523	89,117	345	-	2,600	-	50,547	-	-58,238	-	89,117	89,117
local government.....	..	-	..	-1,173	-2	-	..	-	-752	-	-1,173	-1,173
other residents.....	438	-	-142	-	-721	-	-1,231	-	7,745	-	15,708	15,708
rest of the world.....	554	-	117	-	606	-	5,884	-	-	65,559	65,559	65,559
Derivates and employee stock options..	1,964	2,439	216	-250	..	-10,823	..	3,934	3,934
Short-term loans, of.....	..	20,742	-	454	-	13	-125	3,708	53,237	-7,566	73,689	73,689
MFIs.....	-	18,989	-	298	-	13	-	3,545	-	-9,844	17,241	17,241
other financial corporations.....	-	-424	-	156	-	-	-	164	-	84	2,301	2,301
general government.....	..	-	-	-	-	..	-	-	-
other residents.....	-	-	-	-	-	-	-125	-	-	2,194	910	910
rest of the world.....	-	2,177	-	-	-	-	-	-	53,237	-	53,237	53,237
Medium and long-term loans, of.....	-2,873	16,164	-103	-2,953	-146	-6	-	24,089	14,265	523	33,082	33,082
MFIs.....	-	-1,590	-	664	-	-6	-	17,729	-	-1,080	4,243	4,243
other financial corporations.....	-	-52	-	-29	-	..	-	6,506	-	-626	19,341	19,341
general government.....	-2,873	-88	-103	-3,442	-146	-	-	-146	-	-917	-3,123	-3,123
other residents.....	-	264	-	-	-	-	-	-	-	3,145	-1,645	-1,645
rest of the world.....	-	17,630	-	-145	-	-	-	-	14,265	-	14,265	14,265
Shares and other equity, issued by.....	4,833	..	35	..	935	-	-44,408	-	2,223	38,481	-17,524	-17,524
residents.....	4,702	..	31	..	1,231	-	-47,984	-	2,223	-	-56,005	-56,005
of which: listed shares.....	..	-	-894	-	1,161	-	-18,121	-	-534	-534
rest of the world.....	130	-	4	-	-296	-	3,576	-	-	38,481	38,481	38,481
Mutual fund shares, issued by.....	..	-	8	-	2,659	-	-1,781	-	5,608	3,043	14,782	14,782
residents.....	..	-	..	-	1,258	-	-5,917	-	5,608	-	11,739	11,739
rest of the world.....	..	-	8	-	1,401	-	4,135	-	-	3,043	3,043	3,043
Insurance, pension and standardised guarantee schemes.....	-2	883	-51	-	..	-	12,287	466	208	-281	12,636	12,636
net equity of households.....	-	-	-	-	-	-	13,790	466	104	-684	13,893	13,893
other provisions.....	-2	883	-51	-	..	-	-1,502	-	104	403	-1,257	-1,257
Other accounts receivable/payable.....	-6,032	71,258	-2,835	594	2,971	7,246	18,018	4,069	38,500	14,300	89,951	89,951
trade credits.....	-	-1,722	-	-1,628	-	154	1,908	7,702	24,967	16,517	6,302	6,302
other.....	-6,032	72,980	-2,835	2,222	2,971	7,092	16,110	-3,633	13,533	-2,217	83,649	83,649
Total.....	19,224	180,070	-1,283	-3,078	9,272	7,253	58,383	32,333	150,092	134,061	210,704	210,704

Non-financial corporations

(stocks in millions of euros)

Financial instruments	ASSETS					LIABILITIES				
	2022-Q3	2022-Q4	2023-Q1	2023-Q2	2023-Q3	2022-Q3	2022-Q4	2023-Q1	2023-Q2	2023-Q3
Monetary gold and SDRs	-	-	-	-	-	-	-	-	-	-
Currency and transferable deposits, with	493,481	492,306	445,811	446,470	461,180	70,261	73,608	72,011	70,748	71,717
MFIs	429,272	432,105	391,259	390,083	403,679	-	-	-	-	-
other residents	18,364	12,159	9,663	9,733	11,847	70,261	73,608	72,011	70,748	71,717
rest of the world	45,845	48,041	44,889	46,654	45,654	-	-	-	-	-
Other deposits, with	30,282	40,086	47,633	55,178	59,571	-	-	-	-	-
MFIs	18,795	29,029	36,496	43,607	48,177	-	-	-	-	-
other residents	-	-	-	-	-
rest of the world	11,488	11,058	11,137	11,570	11,394	-	-	-	-	-
Short-term securities, issued by	570	2,582	5,302	6,315	7,016	2,523	1,965	1,517	2,995	3,008
general government	148	1,915	4,318	5,186	5,768	-	-	-	-	-
other residents	1	16	42	41	41	2,523	1,965	1,517	2,995	3,008
rest of the world	422	651	943	1,088	1,207	-	-	-	-	-
Bonds, issued by	52,343	55,808	63,085	67,131	69,145	147,333	150,502	157,972	165,468	167,018
MFIs	8,246	9,261	10,263	10,883	11,186	-	-	-	-	-
central government: CCTs	138	153	377	626	703	-	-	-	-	-
central government: other	28,860	29,618	34,161	35,779	36,419	-	-	-	-	-
local government	-	-	-	-	-
other residents	2,318	3,116	3,395	3,542	3,815	147,333	150,502	157,972	165,468	167,018
rest of the world	12,780	13,660	14,889	16,302	17,023	-	-	-	-	-
Derivates and employee stock options..	37,801	33,654	31,930	31,098	30,423	30,475	24,456	23,037	22,587	21,966
Short-term loans, of	43,770	44,384	43,258	44,080	44,463	269,266	274,069	264,683	272,056	261,230
MFIs	-	-	-	-	-	156,759	145,438	144,961	145,534	136,109
other financial corporations	-	-	-	-	-	19,946	24,080	20,693	21,413	19,984
general government	-	-	-	-	-	-	-	-	-	-
other residents	43,770	44,384	43,258	44,080	44,463	41,057	40,767	40,829	40,872	40,950
rest of the world	-	-	-	-	-	51,505	63,783	58,200	64,237	64,187
Medium and long-term loans, of	47,266	45,609	45,337	46,511	48,311	890,494	889,357	882,618	872,602	861,340
MFIs	-	-	-	-	-	519,731	501,968	498,089	489,950	483,412
other financial corporations	-	-	-	-	-	197,545	204,023	200,992	197,454	194,197
general government	-	-	-	-	-	57,575	61,308	61,244	62,301	62,389
other residents	47,266	45,609	45,337	46,511	48,311	25,766	24,502	24,155	23,808	23,460
rest of the world	-	-	-	-	-	89,877	97,556	98,138	99,090	97,882
Shares and other equity, issued by	777,860	853,262	894,408	887,885	882,798	2,178,991	2,284,901	2,386,003	2,383,749	2,322,748
residents	395,018	470,425	504,707	493,073	485,363	2,178,991	2,284,901	2,386,003	2,383,749	2,322,748
of which: listed shares	95,689	116,540	126,085	115,587	104,546	313,964	344,051	379,278	383,340	369,090
rest of the world	382,842	382,837	389,700	394,812	397,435	-	-	-	-	-
Mutual fund shares, issued by	34,436	35,194	35,771	36,036	35,450	-	-	-	-	-
residents	10,611	11,127	11,361	11,707	11,752	-	-	-	-	-
rest of the world	23,826	24,067	24,411	24,329	23,698	-	-	-	-	-
Insurance, pension and standardised										
guarantee schemes	17,711	17,887	18,465	18,762	19,669	114,488	115,032	115,557	116,038	116,605
net equity of households	-	-	-	-	-	114,488	115,032	115,557	116,038	116,605
other provisions	17,711	17,887	18,465	18,762	19,669	-	-	-	-	-
Other accounts receivable/payable	689,785	689,531	690,096	684,147	687,217	632,162	631,015	615,302	616,974	613,909
trade credits	624,236	615,638	614,552	607,110	606,434	575,177	567,394	564,122	563,860	564,659
other	65,549	73,893	75,545	77,037	80,783	56,985	63,621	51,180	53,114	49,250
Total	2,225,305	2,310,303	2,321,098	2,323,612	2,345,242	4,335,992	4,444,905	4,518,700	4,523,217	4,439,542

Non-financial corporations

(flows in millions of euros)

Financial instruments	ASSETS					LIABILITIES				
	2022-Q3	2022-Q4	2023-Q1	2023-Q2	2023-Q3	2022-Q3	2022-Q4	2023-Q1	2023-Q2	2023-Q3
Monetary gold and SDRs	-	-	-	-	-	-	-	-	-	-
Currency and transferable deposits, with	-5,618	-3,496	-42,662	631	14,069	1,964	3,347	-1,596	-1,263	969
MFIs	-7,825	2,833	-40,846	-1,176	13,596	-	-	-	-	-
other residents	-1,698	-6,204	-2,497	70	2,115	1,964	3,347	-1,596	-1,263	969
rest of the world	3,905	-125	681	1,737	-1,642	-	-	-	-	-
Other deposits, with	4,919	10,033	6,994	7,530	4,278	-	-	-	-	-
MFIs	3,734	10,234	7,467	7,111	4,570	-	-	-	-	-
other residents	-	-	-	-	-
rest of the world	1,185	-201	-473	419	-292	-	-	-	-	-
Short-term securities, issued by	47	2,019	2,721	1,044	802	-1,857	-555	-444	1,486	27
general government	125	1,773	2,405	907	689	-	-	-	-	-
other residents	15	25	-1	-1	-1,857	-555	-444	1,486	27
rest of the world	-78	231	290	138	114	-	-	-	-	-
Bonds, issued by	1,780	4,314	6,616	3,774	3,786	1,113	-28	4,388	6,450	-1,085
MFIs	459	1,003	937	533	443	-	-	-	-	-
central government: CCTs	36	-74	230	227	-76	-	-	-	-	-
central government: other	412	1,446	4,035	1,470	2,431	-	-	-	-	-
local government	-	-	-	-	-
other residents	83	774	277	150	265	1,113	-28	4,388	6,450	-1,085
rest of the world	789	1,166	1,137	1,393	722	-	-	-	-	-
Derivates and employee stock options..	7,317	7,858	-1,636	-860	-1,470	-63	-63	12	12	12
Short-term loans, of	395	422	-45	2	390	3,695	1,332	-4,328	6,529	-12,450
MFIs	-	-	-	-	-	2,421	-9,537	-226	577	-10,415
other financial corporations	-	-	-	-	-	-3,165	4,134	-3,387	720	-1,428
general government	-	-	-	-	-	-	-	-	-	-
other residents	395	422	-45	2	390	-304	-289	62	43	78
rest of the world	-	-	-	-	-	4,742	7,024	-777	5,189	-685
Medium and long-term loans, of	-58	79	-291	701	1,883	-919	3,825	-6,920	-10,081	-9,702
MFIs	-	-	-	-	-	5,237	-14,289	-3,525	-7,661	-6,180
other financial corporations	-	-	-	-	-	-1,510	7,387	-2,948	-3,595	-2,024
general government	-	-	-	-	-	192	3,733	-64	1,057	88
other residents	-58	79	-291	701	1,883	-1,263	-1,263	-347	-347	-347
rest of the world	-	-	-	-	-	-3,576	8,257	-36	465	-1,239
Shares and other equity, issued by	9,753	-12,892	42,934	14,506	-19,892	1,297	376	-1,644	-2,766	1,539
residents	1,368	-17,810	34,722	9,708	-24,908	1,297	376	-1,644	-2,766	1,539
of which: listed shares	6,911	9,731	-2,946	-15,883	-4,869	2,255	88	527	-2,234	284
rest of the world	8,385	4,919	8,212	4,798	5,016	-	-	-	-	-
Mutual fund shares, issued by	-265	641	-18	78	-210	-	-	-	-	-
residents	104	595	133	454	87	-	-	-	-	-
rest of the world	-369	46	-151	-377	-297	-	-	-	-	-
Insurance, pension and standardised guarantee schemes	-270	-33	597	245	848	506	544	525	481	567
net equity of households	-	-	-	-	-	506	544	525	481	567
other provisions	-270	-33	597	245	848	-	-	-	-	-
Other accounts receivable/payable	2,124	1,550	611	-5,950	3,074	-10,314	183	-15,710	1,675	-3,448
trade credits	-14,884	-7,185	-1,088	-7,442	-672	-8,313	-6,527	-3,282	-259	416
other	17,008	8,734	1,699	1,492	3,746	-2,001	6,710	-12,429	1,934	-3,864
Total	20,123	10,495	15,822	21,700	7,559	-4,578	8,961	-25,719	2,524	-23,570

Financial accounts

Table 7
[Access to data:](#)
[TFAT0002](#)

Central Bank

(stocks in millions of euros)

Financial instruments	ASSETS					LIABILITIES				
	2022-Q3	2022-Q4	2023-Q1	2023-Q2	2023-Q3	2022-Q3	2022-Q4	2023-Q1	2023-Q2	2023-Q3
Monetary gold and SDRs.....	161,910	161,074	170,157	164,986	166,195	27,599	26,311	26,002	25,730	26,091
Currency and transferable deposits, with	9,278	4,305	5,873	2,983	6,669	1,340,474	1,235,827	1,203,972	1,073,977	1,042,697
MFIs	5	4	2	..	1,340,474	1,235,827	1,203,972	1,073,977	1,042,697
other residents	-	-	-	-	-
rest of the world	9,278	4,300	5,869	2,981	6,669	-	-	-	-	-
Other deposits, with	503,093	431,733	386,751	254,103	232,950	5,491	15,835	5,668	7,436	4,694
MFIs	432,806	360,865	320,529	183,813	164,521	5,491	15,835	5,668	7,436	4,694
other residents	5,082	5,113	5,144	5,175	5,230	-	-	-	-	-
rest of the world	65,206	65,755	61,078	65,116	63,199	-	-	-	-	-
Short-term securities, issued by.....	9,837	6,538	10,978	5,871	4,161
general government.....	1,996	2,201	1,541	1,669	1,505	-	-	-	-	-
other residents
rest of the world	7,841	4,337	9,437	4,202	2,656	-	-	-	-	-
Bonds, issued by.....	762,374	756,668	772,031	775,518	739,300
MFIs	24,580	24,321	23,234	21,272	20,818
central government: CCTs	34,030	29,938	30,157	30,280	25,920	-	-	-	-	-
central government: other	625,517	623,727	641,742	642,715	613,867	-	-	-	-	-
local government.....	-	-	-	-	-
other residents	22,559	22,951	23,307	23,262	22,088	-	-	-	-	-
rest of the world	55,688	55,732	53,591	57,989	56,608	-	-	-	-	-
Derivates and employee stock options..	28	27	28	31	13	34	64	2	..	5
Short-term loans, of	1,095	1,037	1,014	991	999
MFIs	1,095	1,037	1,014	991	999	-	-	-	-	-
other financial corporations.....	-	-	-	-	-	-	-	-	-	-
general government	-	-	-	-	-	-	-	-	-	-
other residents	-	-	-	-	-	-	-	-	-	-
rest of the world	-	-	-	-	-	-	-	-	-	-
Medium and long-term loans, of	68	68	68	69	67	5	6	5	..	5
MFIs	68	68	68	69	67
other financial corporations.....	-	-	-	-	-	-	-	-	-	-
general government	-	-	-	-	-	5	6	5	..	5
other residents	-	-	-	-	-	-	-	-	-	-
rest of the world	-	-	-	-	-
Shares and other equity, issued by	15,469	17,167	19,013	19,422	18,615	7,500	7,500	7,500	7,500	7,500
residents	3,606	3,894	4,229	4,345	4,202	7,500	7,500	7,500	7,500	7,500
of which: listed shares.....	3,008	3,289	3,625	3,741	3,604	-	-	-	-	-
rest of the world	11,863	13,274	14,783	15,077	14,413	-	-	-	-	-
Mutual fund shares, issued by	3,095	3,043	3,169	3,414	3,445
residents	20	25	25	33	45
rest of the world	3,075	3,018	3,143	3,381	3,399	-	-	-	-	-
Insurance, pension and standardised guarantee schemes	7,609	7,528	7,575	7,610	7,609
net equity of households.....	-	-	-	-	-	7,609	7,528	7,575	7,610	7,609
other provisions.....	-	-	-	-	-
Other accounts receivable/payable.....	21,043
trade credits	-	-	-	-	-	-	-	-	-	-
other.....	21,043
Total	1,487,291	1,381,660	1,369,081	1,227,389	1,172,414	1,388,711	1,293,070	1,250,724	1,122,253	1,088,602

Financial accounts

Table 8
[Access to data:](#)
[TFAT0002](#)

Central Bank

(flows in millions of euros)

Financial instruments	ASSETS					LIABILITIES				
	2022-Q3	2022-Q4	2023-Q1	2023-Q2	2023-Q3	2022-Q3	2022-Q4	2023-Q1	2023-Q2	2023-Q3
Monetary gold and SDRs	430	447	347	434	-76
Currency and transferable deposits, with	2,003	-4,719	1,745	-2,838	3,665	6,371	-104,945	-31,850	-130,012	-31,320
MFIs	-4	5	-1	-2	-2	6,371	-104,945	-31,850	-130,012	-31,320
other residents	-	-	-	-	-
rest of the world	2,008	-4,724	1,746	-2,836	3,666	-	-	-	-	-
Other deposits, with	-6,014	-67,373	-43,896	-134,120	-21,790	4,166	10,344	-10,168	1,768	-2,741
MFIs	-105	-68,750	-39,339	-138,226	-19,694	4,166	10,344	-10,168	1,768	-2,741
other residents	60	31	32	30	55	-	-	-	-	-
rest of the world	-5,970	1,346	-4,588	4,076	-2,152	-	-	-	-	-
Short-term securities, issued by	1,538	-2,924	4,586	-5,070	-1,778
general government	-367	200	-668	119	-178	-	-	-	-	-
other residents
rest of the world	1,905	-3,124	5,255	-5,189	-1,600	-	-	-	-	-
Bonds, issued by	-2,555	5,566	-4,280	3,938	-16,240
MFIs	93	-59	-1,273	-1,874	-430
central government: CCTs	1,164	-4,130	124	140	-4,214	-	-	-	-	-
central government: other	477	7,166	-971	544	-9,032	-	-	-	-	-
local government	-	-	-	-	-
other residents	168	71	-162	37	-1,178	-	-	-	-	-
rest of the world	-4,457	2,517	-1,998	5,090	-1,386	-	-	-	-	-
Derivates and employee stock options
Short-term loans, of	84	30	-25	-24	7
MFIs	84	30	-25	-24	7	-	-	-	-	-
other financial corporations	-	-	-	-	-	-	-	-	-	-
general government	-	-	-	-	-	-	-	-	-	-
other residents	-	-	-	-	-	-	-	-	-	-
rest of the world	-	-	-	-	-	-	-	-	-	-
Medium and long-term loans, of	-2	1	-2	5	1	..	-5	5
MFIs	-2	1	-2
other financial corporations	-	-	-	-	-	-	-	-	-	-
general government	-	-	-	-	-	5	1	..	-5	5
other residents	-	-	-	-	-	-	-	-	-	-
rest of the world	-	-	-	-	-
Shares and other equity, issued by	207	275	10	367	3
residents	34	-136	1	77	-43
<i>of which</i> : listed shares	57	-143	1	77	-36	-	-	-	-	-
rest of the world	173	410	9	290	45	-	-	-	-	-
Mutual fund shares, issued by	26	20	7	12	14
residents	2	5	1	8	12
rest of the world	24	16	6	4	2	-	-	-	-	-
Insurance, pension and standardised guarantee schemes	14	-94	17	18	12
net equity of households	-	-	-	-	-	14	-94	17	18	12
other provisions	-	-	-	-	-
Other accounts receivable/payable	21,043	-21,043
trade credits	-	-	-	-	-	-	-	-	-	-
other	21,043	-21,043
Total	16,761	-89,721	-41,506	-137,300	-36,197	10,556	-94,694	-42,001	-128,232	-34,045

Monetary financial institutions except Central Bank*(stocks in millions of euros)*

Financial instruments	ASSETS					LIABILITIES				
	2022-Q3	2022-Q4	2023-Q1	2023-Q2	2023-Q3	2022-Q3	2022-Q4	2023-Q1	2023-Q2	2023-Q3
Monetary gold and SDRs	-	-	-	-	-	-	-	-	-	-
Currency and transferable deposits, with	707,297	628,290	592,302	528,720	541,857	1,624,504	1,609,904	1,519,867	1,483,158	1,490,682
MFIs	407,637	332,754	312,417	255,121	273,330	1,624,504	1,609,904	1,519,867	1,483,158	1,490,682
other residents	164,675	167,524	156,661	153,914	153,571	-	-	-	-	-
rest of the world	134,985	128,013	123,224	119,685	114,955	-	-	-	-	-
Other deposits, with	139,115	136,709	143,774	126,661	124,731	1,434,797	1,375,330	1,403,496	1,312,055	1,317,536
MFIs	139,115	136,709	143,774	126,661	124,731	1,434,797	1,375,330	1,403,496	1,312,055	1,317,536
other residents	-	-	-	-	-
rest of the world	-	-	-	-	-
Short-term securities, issued by	14,799	17,489	19,104	20,714	20,245
general government	7,442	6,553	7,241	6,888	7,290	-	-	-	-	-
other residents	37	17	32	30	25
rest of the world	7,320	10,919	11,831	13,795	12,930	-	-	-	-	-
Bonds, issued by	735,745	737,223	759,801	748,090	740,159	247,966	253,053	258,956	272,892	280,568
MFIs	48,972	48,636	49,070	50,664	50,379	247,966	253,053	258,956	272,892	280,568
central government: CCTs	80,309	80,594	85,672	88,529	85,312	-	-	-	-	-
central government: other	296,657	286,071	295,862	277,611	267,519	-	-	-	-	-
local government	2,392	2,204	2,066	1,814	1,790	-	-	-	-	-
other residents	140,023	154,293	150,794	144,798	150,080	-	-	-	-	-
rest of the world	167,391	165,426	176,337	184,674	185,078	-	-	-	-	-
Derivates and employee stock options ..	165,642	153,347	141,694	139,553	140,136	164,363	152,077	143,976	141,798	137,807
Short-term loans, of	371,570	353,936	368,615	377,554	354,064
MFIs	371,570	353,936	368,615	377,554	354,064
other financial corporations	-	-	-	-	-
general government	-	-	-	-	-	-	-	-	-	-
other residents	-	-	-	-	-	-	-	-	-	-
rest of the world	-	-	-	-	-
Medium and long-term loans, of	1,474,099	1,469,477	1,457,479	1,434,548	1,426,993	72,736	80,692	80,500	70,309	68,383
MFIs	1,474,099	1,469,477	1,457,479	1,434,548	1,426,993	68,231	76,809	76,607	66,529	64,613
other financial corporations	-	-	-	-	-	22	24	39	38	37
general government	-	-	-	-	-	4,484	3,859	3,853	3,742	3,733
other residents	-	-	-	-	-	-	-	-	-	-
rest of the world	-	-	-	-	-
Shares and other equity, issued by	154,954	151,701	153,459	151,795	153,027	158,519	191,449	213,763	227,512	232,817
residents	89,293	87,304	87,613	86,019	86,856	158,519	191,449	213,763	227,512	232,817
of which: listed shares	25,666	25,503	25,966	25,855	26,088	93,456	112,620	127,170	136,453	138,751
rest of the world	65,661	64,396	65,845	65,776	66,172	-	-	-	-	-
Mutual fund shares, issued by	26,953	27,621	27,704	29,360	29,204	2,114	3,129	3,264	3,293	3,236
residents	24,031	24,592	24,747	26,453	26,360	2,114	3,129	3,264	3,293	3,236
rest of the world	2,922	3,030	2,957	2,906	2,843	-	-	-	-	-
Insurance, pension and standardised guarantee schemes	32,490	32,450	32,630	32,665	32,816	2,759	2,624	2,374	2,440	2,240
net equity of households	-	-	-	-	-	2,759	2,624	2,374	2,440	2,240
other provisions	32,490	32,450	32,630	32,665	32,816	-	-	-	-	-
Other accounts receivable/payable	54,080	65,052	64,852	57,265	72,767	2,589	2,969	3,459	3,072	3,079
trade credits	513	312	276	298	270	556	690	1,074	737	648
other	53,568	64,740	64,576	56,967	72,497	2,033	2,279	2,385	2,335	2,431
Total	3,876,744	3,773,293	3,761,413	3,646,925	3,635,999	3,710,347	3,671,228	3,629,656	3,516,529	3,536,347

Monetary financial institutions except Central Bank

(flows in millions of euros)

Financial instruments	ASSETS					LIABILITIES				
	2022-Q3	2022-Q4	2023-Q1	2023-Q2	2023-Q3	2022-Q3	2022-Q4	2023-Q1	2023-Q2	2023-Q3
Monetary gold and SDRs	-	-	-	-	-	-	-	-	-	-
Currency and transferable deposits, with	-21,252	-76,105	-35,338	-63,517	11,483	3,786	-14,599	-90,037	-36,709	7,523
MFIs	-28,382	-74,883	-20,336	-57,296	18,210	3,786	-14,599	-90,037	-36,709	7,523
other residents	-763	2,849	-10,862	-2,747	-343	-	-	-	-	-
rest of the world	7,893	-4,071	-4,139	-3,473	-6,384	-	-	-	-	-
Other deposits, with	-3,176	-2,406	7,065	-17,112	-1,931	-5,068	-51,965	27,316	-92,861	4,025
MFIs	-3,176	-2,406	7,065	-17,112	-1,931	-5,068	-51,965	27,316	-92,861	4,025
other residents	-	-	-	-	-
rest of the world	-	-	-	-	-
Short-term securities, issued by	2,375	2,705	1,390	1,588	-486
general government	2,702	-883	464	-368	398	-	-	-	-	-
other residents	5	-20	15	-2	-5
rest of the world	-332	3,607	912	1,958	-879	-	-	-	-	-
Bonds, issued by	-13,536	6,570	15,426	-10,358	-2,266	168	5,331	6,447	11,053	3,831
MFIs	1,209	15	207	974	-1,333	168	5,331	6,447	11,053	3,831
central government: CCTs	975	21	4,885	2,728	-2,352	-	-	-	-	-
central government: other	-13,913	-9,880	4,454	-17,709	-5,016	-	-	-	-	-
local government	-144	-222	-39	-164	-110	-	-	-	-	-
other residents	-4,762	14,435	-3,654	-5,726	3,082	-	-	-	-	-
rest of the world	3,099	2,202	9,572	9,539	3,463	-	-	-	-	-
Derivates and employee stock options ..	-72	150	833	579	1,106
Short-term loans, of	-4,429	-15,204	15,488	8,669	-24,807
MFIs	-4,429	-15,204	15,488	8,669	-24,807
other financial corporations	-	-	-	-	-
general government	-	-	-	-	-	-	-	-	-	-
other residents	-	-	-	-	-	-	-	-	-	-
rest of the world	-	-	-	-	-
Medium and long-term loans, of	12,921	1,953	-12,465	-21,848	-7,207	1,708	7,956	-192	-10,191	-1,926
MFIs	12,921	1,953	-12,465	-21,848	-7,207	1,988	8,579	-202	-10,078	-1,916
other financial corporations	-	-	-	-	-	..	2	15	-2	-1
general government	-	-	-	-	-	-280	-625	-5	-111	-9
other residents	-	-	-	-	-	-	-	-	-	-
rest of the world	-	-	-	-	-
Shares and other equity, issued by	2,093	-1,089	68	680	2,003	6,023	5,741	4,732	-1,209	11,806
residents	533	-1,600	43	55	606	6,023	5,741	4,732	-1,209	11,806
<i>of which</i> : listed shares	-54	-925	-73	-11	91	-2,919	-177	10	-1,703	-3,597
rest of the world	1,560	511	25	624	1,397	-	-	-	-	-
Mutual fund shares, issued by	-57	283	-244	1,070	77	-179	1,016	135	29	-57
residents	46	190	-158	1,128	158	-179	1,016	135	29	-57
rest of the world	-104	93	-86	-58	-81	-	-	-	-	-
Insurance, pension and standardised guarantee schemes	-1	-29	186	22	135	105	-312	-280	-144	-168
net equity of households	-	-	-	-	-	105	-312	-280	-144	-168
other provisions	-1	-29	186	22	135	-	-	-	-	-
Other accounts receivable/payable	13,134	11,010	-250	-7,592	15,500	42	407	497	-386	..
trade credits	217	-184	-28	21	-28	4	150	389	-337	-94
other	12,916	11,194	-222	-7,613	15,527	38	257	108	-49	93
Total	-12,000	-72,162	-7,841	-107,819	-6,394	6,585	-46,425	-51,383	-130,418	25,034

Other financial intermediaries except non-MMF investment funds

(stocks in millions of euros)

Financial instruments	ASSETS					LIABILITIES				
	2022-Q3	2022-Q4	2023-Q1	2023-Q2	2023-Q3	2022-Q3	2022-Q4	2023-Q1	2023-Q2	2023-Q3
Monetary gold and SDRs	-	-	-	-	-	-	-	-	-	-
Currency and transferable deposits, with	49,228	50,438	47,851	47,819	47,277	-	-	-	-	-
MFIs	46,295	48,468	46,102	46,066	45,572	-	-	-	-	-
other residents	756	592	453	400	389	-	-	-	-	-
rest of the world	2,177	1,378	1,296	1,353	1,316	-	-	-	-	-
Other deposits, with	216,223	234,594	244,207	244,787	245,639
MFIs	216,223	234,594	244,207	244,787	245,639	-	-	-	-	-
other residents	-	-	-	-	-
rest of the world	-	-	-	-	-
Short-term securities, issued by	86	199	261	419	458	28	526	630	410	25
general government	-	-	-	-	-
other residents	2	11	11	11	10	28	526	630	410	25
rest of the world	84	187	250	409	447	-	-	-	-	-
Bonds, issued by	13,679	16,234	19,128	19,092	18,709	221,599	242,579	242,551	239,063	242,292
MFIs	3,020	3,271	3,799	4,306	4,549	-	-	-	-	-
central government: CCTs	9	14	37	72	67	-	-	-	-	-
central government: other	595	869	1,083	1,532	1,819	-	-	-	-	-
local government	-	-	-	-	-
other residents	5,333	7,721	8,926	7,614	6,466	221,599	242,579	242,551	239,063	242,292
rest of the world	4,723	4,359	5,282	5,567	5,807	-	-	-	-	-
Derivates and employee stock options ..	3,297	3,469	3,674	3,545	3,742	1,799	1,644	1,733	1,789	1,692
Short-term loans, of	32,368	36,043	31,548	34,085	32,066	176,085	181,617	195,046	192,723	191,737
MFIs	-	-	-	-	-	82,773	84,397	85,846	89,407	78,869
other financial corporations	32,368	36,043	31,548	34,085	32,066	-	-	-	-	-
general government	-	-	-	-	-	-	-	-	-	-
other residents	-	-	-	-	-	-	-	-	-	-
rest of the world	-	-	-	-	-	93,312	97,219	109,199	103,315	112,868
Medium and long-term loans, of	330,845	339,921	334,648	337,152	335,561	99,972	104,960	101,628	104,465	106,037
MFIs	-	-	-	-	-	60,590	67,823	62,735	62,791	64,472
other financial corporations	330,845	339,921	334,648	337,152	335,561	6,335	6,432	6,346	6,337	6,220
general government	-	-	-	-	-
other residents	-	-	-	-	-	-	-	-	-	-
rest of the world	-	-	-	-	-	33,047	30,705	32,547	35,337	35,346
Shares and other equity, issued by	227,932	219,349	211,132	243,125	245,320	183,552	161,151	182,364	189,442	187,170
residents	193,433	181,006	172,411	204,277	205,967	183,552	161,151	182,364	189,442	187,170
of which: listed shares	25,261	22,143	26,300	38,739	36,796	11,868	10,613	10,640	12,532	10,574
rest of the world	34,498	38,343	38,721	38,848	39,353	-	-	-	-	-
Mutual fund shares, issued by	15,517	16,371	17,401	17,144	16,891
residents	2,500	2,982	3,693	3,438	3,372
rest of the world	13,017	13,389	13,708	13,706	13,519	-	-	-	-	-
Insurance, pension and standardised guarantee schemes	-	-	-	-	-	-	-	-	-	-
net equity of households	-	-	-	-	-	-	-	-	-	-
other provisions	-	-	-	-	-	-	-	-	-	-
Other accounts receivable/payable	3,860	4,153	3,987	4,730	4,111	3,649	3,832	3,764	4,110	4,094
trade credits	-	-	-	-	-	-	-	-	-	-
other	3,860	4,153	3,987	4,730	4,111	3,649	3,832	3,764	4,110	4,094
Total	893,036	920,771	913,835	951,897	949,774	686,683	696,308	727,717	732,002	733,049

Other financial intermediaries except non-MMF investment funds

(flows in millions of euros)

Financial instruments	ASSETS					LIABILITIES				
	2022-Q3	2022-Q4	2023-Q1	2023-Q2	2023-Q3	2022-Q3	2022-Q4	2023-Q1	2023-Q2	2023-Q3
Monetary gold and SDRs	-	-	-	-	-	-	-	-	-	-
Currency and transferable deposits, with	-8,629	1,030	-2,653	-83	-564	-	-	-	-	-
MFIs	-8,121	1,988	-2,417	-72	-471	-	-	-	-	-
other residents	68	-165	-139	-53	-11	-	-	-	-	-
rest of the world	-575	-793	-97	42	-82	-	-	-	-	-
Other deposits, with	-8,463	18,371	9,613	580	852
MFIs	-8,463	18,371	9,613	580	852	-	-	-	-	-
other residents	-	-	-	-	-
rest of the world	-	-	-	-	-
Short-term securities, issued by	33	114	62	158	37	4	498	105	-221	-7
general government	-	-	-	-	-
other residents	-1	9	-1	4	498	105	-221	-7
rest of the world	34	104	61	158	38	-	-	-	-	-
Bonds, issued by	2,381	2,538	2,736	-108	-383	-2,992	21,939	-142	-3,492	4,306
MFIs	701	218	480	465	224	-	-	-	-	-
central government: CCTs	2	-2	12	32	-23	-	-	-	-	-
central government: other	118	282	191	449	322	-	-	-	-	-
local government	-	-	-	-	-
other residents	1,173	2,363	1,169	-1,317	-1,148	-2,992	21,939	-142	-3,492	4,306
rest of the world	386	-324	885	262	241	-	-	-	-	-
Derivates and employee stock options ..	323	95	-102	-15	-58	1,192	-424	-146	-58	1,183
Short-term loans, of	-3,524	4,439	-4,023	420	-2,030	-18,449	6,277	13,956	-4,461	-1,090
MFIs	-	-	-	-	-	-6,412	1,657	1,842	3,555	-10,587
other financial corporations	-3,524	4,439	-4,023	420	-2,030	-	-	-	-	-
general government	-	-	-	-	-	-	-	-	-	-
other residents	-	-	-	-	-	-	-	-	-	-
rest of the world	-	-	-	-	-	-12,037	4,620	12,114	-8,016	9,497
Medium and long-term loans, of	-2,224	10,844	-4,035	1,933	-341	251	5,789	-3,729	2,600	1,342
MFIs	-	-	-	-	-	594	7,323	-5,088	162	1,680
other financial corporations	-2,224	10,844	-4,035	1,933	-341	-77	42	-119	-51	-65
general government	-	-	-	-	-
other residents	-	-	-	-	-	-	-	-	-	-
rest of the world	-	-	-	-	-	-266	-1,575	1,477	2,489	-274
Shares and other equity, issued by	-4,936	-135	-7,485	9,510	26,410	-27,475	-28,172	16,040	16,433	-22,779
residents	-5,586	-426	-7,480	9,366	25,926	-27,475	-28,172	16,040	16,433	-22,779
of which: listed shares	-3,686	-1,123	-345	11,819	-631	..	2	6	441	3
rest of the world	650	290	-4	144	484	-	-	-	-	-
Mutual fund shares, issued by	288	746	693	-397	-49
residents	444	482	711	-255	-66
rest of the world	-156	265	-19	-141	17	-	-	-	-	-
Insurance, pension and standardised guarantee schemes	-	-	-	-	-	-	-	-	-	-
net equity of households	-	-	-	-	-	-	-	-	-	-
other provisions	-	-	-	-	-	-	-	-	-	-
Other accounts receivable/payable	494	306	-123	743	-618	431	184	-69	346	-16
trade credits	-	-	-	-	-	-	-	-	-	-
other	494	306	-123	743	-618	431	184	-69	346	-16
Total	-24,257	38,349	-5,318	12,741	23,257	-47,038	6,091	26,015	11,148	-17,061

Financial accounts

Table 13

[Access to data:](#)

[TFAT0005](#)

Non-MMF investment funds

(stocks in millions of euros)

Financial instruments	ASSETS					LIABILITIES				
	2022-Q3	2022-Q4	2023-Q1	2023-Q2	2023-Q3	2022-Q3	2022-Q4	2023-Q1	2023-Q2	2023-Q3
Monetary gold and SDRs	-	-	-	-	-	-	-	-	-	-
Currency and transferable deposits, with	31,417	26,954	25,061	23,329	22,706	-	-	-	-	-
MFIs	28,791	24,092	22,281	20,243	19,689	-	-	-	-	-
other residents	1,679	1,969	1,969	2,183	2,183	-	-	-	-	-
rest of the world	947	893	811	904	834	-	-	-	-	-
Other deposits, with	905	905	905	905	905	-	-	-	-	-
MFIs	905	905	905	905	905	-	-	-	-	-
other residents	-	-	-	-	-	-	-	-	-	-
rest of the world	-	-	-	-	-
Short-term securities, issued by	9,321	10,884	12,949	14,183	13,228	-	-	-	-	-
general government	7,095	8,044	8,360	8,204	7,550	-	-	-	-	-
other residents	1	1	-	-	-	-	-
rest of the world	2,225	2,841	4,589	5,979	5,677	-	-	-	-	-
Bonds, issued by	105,812	108,788	113,371	119,155	121,983	-	-	-	-	-
MFIs	6,713	6,912	7,663	7,796	8,212	-	-	-	-	-
central government: CCTs	675	448	472	575	385	-	-	-	-	-
central government: other	24,316	25,784	27,395	30,747	32,094	-	-	-	-	-
local government	-	-	-	-	-
other residents	13,216	13,646	13,618	13,718	13,809	-	-	-	-	-
rest of the world	60,891	61,999	64,223	66,320	67,483	-	-	-	-	-
Derivates and employee stock options ..	2,329	2,071	2,174	2,317	2,348	967	846	872	978	818
Short-term loans, of	-	-	-	-	-
MFIs	-	-	-	-	-	-	-	-	-	-
other financial corporations	-	-	-	-	-
general government	-	-	-	-	-	-	-	-	-	-
other residents	-	-	-	-	-	-	-	-	-	-
rest of the world	-	-	-	-	-	-	-	-	-	-
Medium and long-term loans, of	-	-	-	-	-
MFIs	-	-	-	-	-	-	-	-	-	-
other financial corporations	-	-	-	-	-
general government	-	-	-	-	-	-	-	-	-	-
other residents	-	-	-	-	-	-	-	-	-	-
rest of the world	-	-	-	-	-	-	-	-	-	-
Shares and other equity, issued by	67,723	72,635	75,633	77,179	74,500	-	-	-	-	-
residents	27,659	30,206	30,661	31,861	31,180	-	-	-	-	-
<i>of which</i> : listed shares	9,059	9,833	10,291	10,173	9,508	-	-	-	-	-
rest of the world	40,063	42,429	44,971	45,319	43,320	-	-	-	-	-
Mutual fund shares, issued by	44,090	44,380	43,522	43,133	40,525	346,483	355,321	361,341	371,202	368,021
residents	346,483	355,321	361,341	371,202	368,021
rest of the world	44,090	44,380	43,522	43,133	40,525	-	-	-	-	-
Insurance, pension and standardised guarantee schemes	-	-	-	-	-	-	-	-	-	-
net equity of households	-	-	-	-	-	-	-	-	-	-
other provisions	-	-	-	-	-	-	-	-	-	-
Other accounts receivable/payable	-	-	-	-	-
trade credits	-	-	-	-	-	-	-	-	-	-
other	-	-	-	-	-
Total	261,597	266,617	273,615	280,202	276,195	347,450	356,167	362,213	372,180	368,839

Non-MMF investment funds

(flows in millions of euros)

Financial instruments	ASSETS					LIABILITIES				
	2022-Q3	2022-Q4	2023-Q1	2023-Q2	2023-Q3	2022-Q3	2022-Q4	2023-Q1	2023-Q2	2023-Q3
Monetary gold and SDRs	-	-	-	-	-	-	-	-	-	-
Currency and transferable deposits, with	331	-4,279	-1,843	-1,700	-649	-	-	-	-	-
MFIs	260	-4,515	-1,761	-2,007	-579	-	-	-	-	-
other residents	290	..	214	..	-	-	-	-	-
rest of the world	71	-54	-82	93	-70	-	-	-	-	-
Other deposits, with	-	-	-	-	-
MFIs	-	-	-	-	-
other residents	-	-	-	-	-	-	-	-	-	-
rest of the world	-	-	-	-	-
Short-term securities, issued by	-289	1,586	2,023	1,323	-1,096	-	-	-	-	-
general government	-220	978	292	-97	-626	-	-	-	-	-
other residents	-	-	-	-	-
rest of the world	-69	608	1,730	1,420	-470	-	-	-	-	-
Bonds, issued by	-702	3,981	3,961	6,878	4,080	-	-	-	-	-
MFIs	-79	267	854	187	593	-	-	-	-	-
central government: CCTs	-131	-229	22	102	-186	-	-	-	-	-
central government: other	-1,277	1,635	1,005	3,374	2,014	-	-	-	-	-
local government	-	-	-	-	-
other residents	25	231	48	408	96	-	-	-	-	-
rest of the world	760	2,077	2,032	2,807	1,564	-	-	-	-	-
Derivates and employee stock options ..	1,191	-425	-145	-58	1,183
Short-term loans, of	-	-	-	-	-
MFIs	-	-	-	-	-	-	-	-	-	-
other financial corporations	-	-	-	-	-
general government	-	-	-	-	-	-	-	-	-	-
other residents	-	-	-	-	-	-	-	-	-	-
rest of the world	-	-	-	-	-	-	-	-	-	-
Medium and long-term loans, of	-	-	-	-	-
MFIs	-	-	-	-	-	-	-	-	-	-
other financial corporations	-	-	-	-	-
general government	-	-	-	-	-	-	-	-	-	-
other residents	-	-	-	-	-	-	-	-	-	-
rest of the world	-	-	-	-	-	-	-	-	-	-
Shares and other equity, issued by	-344	1,060	-866	-2,240	-1,159	-	-	-	-	-
residents	46	-68	-633	-579	-255	-	-	-	-	-
of which: listed shares	-	-	-	-	-
rest of the world	-390	1,127	-232	-1,661	-904	-	-	-	-	-
Mutual fund shares, issued by	-827	-63	-923	-581	-1,639	-307	4,702	867	7,150	641
residents	-307	4,702	867	7,150	641
rest of the world	-827	-63	-923	-581	-1,639	-	-	-	-	-
Insurance, pension and standardised guarantee schemes	-	-	-	-	-	-	-	-	-	-
net equity of households	-	-	-	-	-	-	-	-	-	-
other provisions	-	-	-	-	-	-	-	-	-	-
Other accounts receivable/payable	-	-	-	-	-
trade credits	-	-	-	-	-	-	-	-	-	-
other	-	-	-	-	-
Total	-640	1,860	2,207	3,622	720	-307	4,702	867	7,150	641

Financial accounts

Table 15

[Access to data:](#)

[TFAT0006](#)

Financial auxiliaries

(stocks in millions of euros)

Financial instruments	ASSETS					LIABILITIES				
	2022-Q3	2022-Q4	2023-Q1	2023-Q2	2023-Q3	2022-Q3	2022-Q4	2023-Q1	2023-Q2	2023-Q3
Monetary gold and SDRs	-	-	-	-	-	-	-	-	-	-
Currency and transferable deposits, with	21,332	22,859	18,470	18,024	16,586	-	-	-	-	-
MFIs.....	20,800	22,617	18,228	17,802	16,365	-	-	-	-	-
other residents.....	-	-	-	-	-	-	-	-	-	-
rest of the world.....	533	242	242	222	222	-	-	-	-	-
Other deposits, with	535	1,063	1,958	2,199	3,017	-	-	-	-	-
MFIs.....	535	1,063	1,958	2,199	3,017	-	-	-	-	-
other residents.....	-	-	-	-	-	-	-	-	-	-
rest of the world.....	-	-	-	-	-
Short-term securities, issued by	328	1,472	985	429	626	-	-	-	-	-
general government.....	282	1,313	860	292	434	-	-	-	-	-
other residents.....	-	-	-	-	-
rest of the world.....	47	160	126	137	192	-	-	-	-	-
Bonds, issued by	53,504	63,618	49,043	57,990	50,253	5,633	4,976	4,939	4,961	4,972
MFIs.....	9,749	9,758	9,777	9,795	9,803	-	-	-	-	-
central government: CCTs.....	437	513	1,437	2,066	2,437	-	-	-	-	-
central government: other.....	40,126	49,195	33,417	41,299	32,986	-	-	-	-	-
local government.....	-	-	-	-	-
other residents.....	537	615	660	697	690	5,633	4,976	4,939	4,961	4,972
rest of the world.....	2,657	3,537	3,752	4,133	4,337	-	-	-	-	-
Derivates and employee stock options..	79	92	90	88	82	61	24	26	29	20
Short-term loans, of	636	1,037	535	545	625
MFIs.....	-	-	-	-	-	627	1,024	514	522	601
other financial corporations.....	-	-	-	-	-
general government.....	-	-	-	-	-	-	-	-	-	-
other residents.....	-	-	-	-	-	-	-	-	-	-
rest of the world.....	-	-	-	-	-	8	13	22	23	24
Medium and long-term loans, of	5,905	5,795	5,898	5,231	5,148
MFIs.....	-	-	-	-	-	5,730	5,667	5,768	5,096	5,015
other financial corporations.....	159	120	120	122	119
general government.....	-	-	-	-	-
other residents.....	-	-	-	-	-	-	-	-	-	-
rest of the world.....	-	-	-	-	-	16	8	9	13	13
Shares and other equity, issued by	32,039	36,120	32,974	32,890	33,297	25,302	26,586	31,765	26,282	24,912
residents.....	23,270	28,063	24,931	25,287	26,198	25,302	26,586	31,765	26,282	24,912
of which: listed shares.....	14,313	15,985	17,827	18,220	18,295	7,676	9,516	9,268	9,356	9,558
rest of the world.....	8,768	8,056	8,043	7,603	7,099	-	-	-	-	-
Mutual fund shares, issued by	49,077	50,883	48,502	49,083	46,450	-	-	-	-	-
residents.....	19,780	21,686	19,470	20,443	19,057	-	-	-	-	-
rest of the world.....	29,297	29,197	29,033	28,641	27,392	-	-	-	-	-
Insurance, pension and standardised guarantee schemes	-	-	-	-	-	-	-	-	-	-
net equity of households.....	-	-	-	-	-	-	-	-	-	-
other provisions.....	-	-	-	-	-	-	-	-	-	-
Other accounts receivable/payable	56	40	41	29	28	131	91	94	74	74
trade credits.....	-	-	-	-	-	-	-	-	-	-
other.....	56	40	41	29	28	131	91	94	74	74
Total	156,950	176,148	152,064	160,732	150,338	37,668	38,508	43,257	37,123	35,751

Financial accounts

Table 16

[Access to data:](#)

[TFAT0006](#)

Financial auxiliaries

(flows in millions of euros)

Financial instruments	ASSETS					LIABILITIES				
	2022-Q3	2022-Q4	2023-Q1	2023-Q2	2023-Q3	2022-Q3	2022-Q4	2023-Q1	2023-Q2	2023-Q3
Monetary gold and SDRs	-	-	-	-	-	-	-	-	-	-
Currency and transferable deposits, with	-1,751	1,532	-4,407	-441	-1,460	-	-	-	-	-
MFIs	-1,478	1,814	-4,398	-439	-1,458	-	-	-	-	-
other residents	-	-	-	-	-	-	-	-	-	-
rest of the world	-273	-282	-9	-2	-2	-	-	-	-	-
Other deposits, with	105	528	895	241	818	-	-	-	-	-
MFIs	105	528	895	241	818	-	-	-	-	-
other residents	-	-	-	-	-	-	-	-	-	-
rest of the world	-	-	-	-	-
Short-term securities, issued by	345	1,112	543	14	661	-	-	-	-	-
general government	316	999	578	4	606	-	-	-	-	-
other residents	-	-	-	-	-
rest of the world	30	113	-35	10	55	-	-	-	-	-
Bonds, issued by	-3,639	7,421	-6,363	1,220	-6,524	42	671	28	21	-18
MFIs	225	202	-540	-282	-413	-	-	-	-	-
central government: CCTs	17	-205	-1	544	-382	-	-	-	-	-
central government: other	-3,968	6,574	-6,065	533	-5,914	-	-	-	-	-
local government	-	-	-	-	-
other residents	69	81	45	37	-7	42	671	28	21	-18
rest of the world	18	769	197	388	193	-	-	-	-	-
Derivates and employee stock options
Short-term loans, of	-27	398	-508	9	72
MFIs	-	-	-	-	-	-27	398	-508	9	72
other financial corporations	-	-	-	-	-
general government	-	-	-	-	-	-	-	-	-	-
other residents	-	-	-	-	-	-	-	-	-	-
rest of the world	-	-	-	-	-
Medium and long-term loans, of	-103	-92	101	-668	-84
MFIs	-	-	-	-	-	-94	-46	101	-673	-81
other financial corporations	-1	-39	1	2	-3
general government	-	-	-	-	-
other residents	-	-	-	-	-	-	-	-	-	-
rest of the world	-	-	-	-	-	-7	-7	..	3	..
Shares and other equity, issued by	1,588	1,193	-983	1,283	3,316	-5,225	-3,785	4,637	2,671	-3,190
residents	1,839	2,511	-651	1,869	3,739	-5,225	-3,785	4,637	2,671	-3,190
<i>of which:</i> listed shares	-998	1,672	1,828	393	75	13	-73	..
rest of the world	-251	-1,318	-332	-586	-424	-	-	-	-	-
Mutual fund shares, issued by	-1,268	401	-3,293	368	-2,080	-	-	-	-	-
residents	-163	580	-2,656	1,124	-1,182	-	-	-	-	-
rest of the world	-1,104	-180	-637	-757	-898	-	-	-	-	-
Insurance, pension and standardised guarantee schemes	-	-	-	-	-	-	-	-	-	-
net equity of households	-	-	-	-	-	-	-	-	-	-
other provisions	-	-	-	-	-	-	-	-	-	-
Other accounts receivable/payable	18	-5	1	..	-2	-4	-8	3	6	-1
trade credits	-	-	-	-	-	-	-	-	-	-
other	18	-5	1	..	-2	-4	-8	3	6	-1
Total	-4,602	12,181	-13,608	2,685	-5,271	-5,317	-2,817	4,261	2,038	-3,221

Insurance corporations

(stocks in millions of euros)

Financial instruments	ASSETS					LIABILITIES				
	2022-Q3	2022-Q4	2023-Q1	2023-Q2	2023-Q3	2022-Q3	2022-Q4	2023-Q1	2023-Q2	2023-Q3
Monetary gold and SDRs	-	-	-	-	-	-	-	-	-	-
Currency and transferable deposits, with	16,283	16,551	15,043	13,832	16,940	-	-	-	-	-
MFIs	14,706	14,766	13,014	12,068	14,820	-	-	-	-	-
other residents	227	263	780	747	778	-	-	-	-	-
rest of the world	1,351	1,522	1,249	1,017	1,342	-	-	-	-	-
Other deposits, with	589	483	463	251	404	-	-	-	-	-
MFIs	489	452	407	221	280	-	-	-	-	-
other residents	-	-	-	-	-	-	-	-	-	-
rest of the world	100	31	56	31	124	-	-	-	-	-
Short-term securities, issued by	8,661	10,795	10,150	13,400	14,392	175	169	170	171	173
general government	3,543	3,513	4,868	6,011	7,131	-	-	-	-	-
other residents	175	169	170	171	173
rest of the world	5,118	7,282	5,282	7,390	7,262	-	-	-	-	-
Bonds, issued by	483,523	472,808	487,740	483,471	464,330	15,179	15,405	15,227	15,314	15,795
MFIs	11,253	10,973	10,978	10,773	10,140	-	-	-	-	-
central government: CCTs	9,521	6,140	5,888	5,703	5,370	-	-	-	-	-
central government: other	237,067	228,297	234,667	230,218	214,369	-	-	-	-	-
local government	326	312	324	293	278	-	-	-	-	-
other residents	12,384	12,471	12,577	12,384	12,305	15,179	15,405	15,227	15,314	15,795
rest of the world	212,971	214,615	223,304	224,100	221,868	-	-	-	-	-
Derivates and employee stock options..	1,359	1,187	1,184	1,173	1,181	2,336	2,157	2,109	2,093	2,089
Short-term loans, of	21	2	2	2	2	1,536	1,076	1,361	2,022	1,862
MFIs	-	-	-	-	-	525	85	164	417	415
other financial corporations	21	2	2	2	2
general government	-	-	-	-	-	-	-	-	-	-
other residents	-	-	-	-	-	-	-	-	-	-
rest of the world	-	-	-	-	-	1,012	991	1,196	1,605	1,447
Medium and long-term loans, of	2,433	2,521	2,519	2,511	2,505	10,801	10,854	10,584	11,392	11,305
MFIs	-	-	-	-	-	3,341	3,355	3,129	2,821	2,585
other financial corporations	2,433	2,521	2,519	2,511	2,505	3	3	3	3	3
general government	-	-	-	-	-	366	366	366	366	366
other residents	-	-	-	-	-	-	-	-	-	-
rest of the world	-	-	-	-	-	7,091	7,130	7,086	8,202	8,351
Shares and other equity, issued by	104,041	106,773	110,760	110,214	108,424	126,492	131,836	137,125	138,092	135,211
residents	61,404	62,642	67,165	65,739	65,866	126,492	131,836	137,125	138,092	135,211
of which: listed shares	4,499	5,373	5,675	5,318	5,580	28,449	33,267	35,631	35,671	36,874
rest of the world	42,637	44,131	43,595	44,475	42,558	-	-	-	-	-
Mutual fund shares, issued by	272,143	273,229	280,808	281,401	281,575	-	-	-	-	-
residents	39,446	41,151	41,462	41,976	41,758	-	-	-	-	-
rest of the world	232,697	232,078	239,346	239,425	239,817	-	-	-	-	-
Insurance, pension and standardised guarantee schemes	5,102	5,084	4,650	5,199	5,121	776,334	768,697	781,829	780,989	764,604
net equity of households	-	-	-	-	-	724,998	717,591	729,071	727,384	708,406
other provisions	5,102	5,084	4,650	5,199	5,121	51,336	51,106	52,758	53,605	56,198
Other accounts receivable/payable	8,483	9,456	9,762	9,720	9,645	6,661	7,056	6,794	7,219	7,277
trade credits	1,729	1,925	1,925	1,925	1,925	3,471	3,615	3,615	3,615	3,615
other	6,754	7,531	7,837	7,795	7,720	3,190	3,441	3,179	3,604	3,662
Total	902,640	898,888	923,080	921,174	904,519	939,514	937,250	955,198	957,293	938,315

Insurance corporations

(flows in millions of euros)

Financial instruments	ASSETS					LIABILITIES				
	2022-Q3	2022-Q4	2023-Q1	2023-Q2	2023-Q3	2022-Q3	2022-Q4	2023-Q1	2023-Q2	2023-Q3
Monetary gold and SDRs	-	-	-	-	-	-	-	-	-	-
Currency and transferable deposits, with	1,829	251	-1,708	-1,409	3,334	-	-	-	-	-
MFIs	1,355	60	-1,752	-946	2,752	-	-	-	-	-
other residents	56	37	516	-32	30	-	-	-	-	-
rest of the world	418	155	-472	-431	551	-	-	-	-	-
Other deposits, with	295	-69	-23	-221	161	-	-	-	-	-
MFIs	297	-37	-49	-187	58	-	-	-	-	-
other residents	-	-	-	-	-	-	-	-	-	-
rest of the world	-3	-32	26	-35	102	-	-	-	-	-
Short-term securities, issued by	1,828	2,123	-485	3,074	1,098	..	-6	1	1	1
general government	1,233	-33	1,349	1,134	1,109	-	-	-	-	-
other residents	-6	1	1	1
rest of the world	595	2,157	-1,834	1,939	-11	-	-	-	-	-
Bonds, issued by	-786	-3,847	3,668	-3,391	-4,915	698	-469	-5	500	500
MFIs	-341	-250	-44	-206	-641	-	-	-	-	-
central government: CCTs	-234	-3,385	-265	-184	-320	-	-	-	-	-
central government: other	-2,701	-3,329	-1,858	-3,677	-7,155	-	-	-	-	-
local government.....	-20	-14	5	-30	-12	-	-	-	-	-
other residents	-343	159	28	-198	-69	698	-469	-5	500	500
rest of the world	2,854	2,971	5,803	905	3,282	-	-	-	-	-
Derivates and employee stock options..	23	-51	3	42	-12
Short-term loans, of	-5	-5	-820	-465	83	463	66
MFIs	-	-	-	-	-	-856	-440	79	253	-2
other financial corporations.....	-5	-5
general government	-	-	-	-	-	-	-	-	-	-
other residents	-	-	-	-	-	-	-	-	-	-
rest of the world	-	-	-	-	-	36	-25	3	211	68
Medium and long-term loans, of	1	87	-1	-8	-7	-216	103	-266	799	-78
MFIs	-	-	-	-	-	-264	14	-226	-308	-236
other financial corporations.....	1	87	-1	-8	-7	-4
general government	-	-	-	-	-
other residents	-	-	-	-	-	-	-	-	-	-
rest of the world	-	-	-	-	-	52	90	-40	1,107	158
Shares and other equity, issued by	-1,669	1,303	2,501	-1,059	-1,570	-137	-125	2,182	-2,671	-1,448
residents	-2,240	1,222	3,922	-757	-492	-137	-125	2,182	-2,671	-1,448
of which: listed shares.....	116	655	216	-596	107	4	22	-508
rest of the world	571	81	-1,421	-302	-1,078	-	-	-	-	-
Mutual fund shares, issued by	3,154	-2,998	5,877	-3,182	3,368	-	-	-	-	-
residents	3,363	-235	4,859	720	1,332	-	-	-	-	-
rest of the world	-209	-2,763	1,018	-3,902	2,036	-	-	-	-	-
Insurance, pension and standardised guarantee schemes	556	-12	-433	549	-78	644	522	-4,038	-7,232	-3,270
net equity of households	-	-	-	-	-	1,428	617	-5,744	-7,933	-5,692
other provisions.....	556	-12	-433	549	-78	-784	-95	1,706	701	2,422
Other accounts receivable/payable	1,204	998	311	-42	-75	240	412	-273	437	58
trade credits	203	203	154	154
other.....	1,002	795	311	-42	-75	86	258	-273	437	58
Total	6,431	-2,220	9,710	-5,647	1,304	408	-27	-2,315	-7,701	-4,171

Financial accounts

Table 19

[Access to data:](#)

[TFAT0008](#)

Pension funds

(stocks in millions of euros)

Financial instruments	ASSETS					LIABILITIES				
	2022-Q3	2022-Q4	2023-Q1	2023-Q2	2023-Q3	2022-Q3	2022-Q4	2023-Q1	2023-Q2	2023-Q3
Monetary gold and SDRs	-	-	-	-	-	-	-	-	-	-
Currency and transferable deposits, with	7,050	8,340	6,230	6,798	5,748	-	-	-	-	-
MFIs	7,050	8,340	6,230	6,798	5,748	-	-	-	-	-
other residents	-	-	-	-	-
rest of the world	-	-	-	-	-
Other deposits, with	30	61	189	109	112	-	-	-	-	-
MFIs	30	61	189	109	112	-	-	-	-	-
other residents	-	-	-	-	-	-	-	-	-	-
rest of the world	-	-	-	-	-
Short-term securities, issued by	2,664	3,600	4,193	5,354	5,158	-	-	-	-	-
general government	1,425	1,520	1,635	2,839	2,851	-	-	-	-	-
other residents	-	-	-	-	-
rest of the world	1,239	2,081	2,558	2,514	2,307	-	-	-	-	-
Bonds, issued by	55,484	56,248	61,211	64,172	65,369	-	-	-	-	-
MFIs	700	713	771	785	798	-	-	-	-	-
central government: CCTs	532	498	475	437	388	-	-	-	-	-
central government: other	10,944	10,821	11,091	11,097	10,784	-	-	-	-	-
local government	-	-	-	-	-
other residents	677	662	718	751	770	-	-	-	-	-
rest of the world	42,631	43,554	48,156	51,102	52,629	-	-	-	-	-
Derivates and employee stock options
Short-term loans, of	15	17	38	21	38
MFIs	-	-	-	-	-	15	17	38	21	38
other financial corporations	-	-	-	-	-
general government	-	-	-	-	-	-	-	-	-	-
other residents	-	-	-	-	-	-	-	-	-	-
rest of the world	-	-	-	-	-
Medium and long-term loans, of	4	5	2	2	2
MFIs	-	-	-	-	-	4	5	2	2	2
other financial corporations	-	-	-	-	-
general government	-	-	-	-	-	-	-	-	-	-
other residents	-	-	-	-	-	-	-	-	-	-
rest of the world	-	-	-	-	-	-	-	-	-	-
Shares and other equity, issued by	25,969	27,810	30,233	33,241	32,801	-	-	-	-	-
residents	1,438	1,565	1,608	1,632	1,769	-	-	-	-	-
<i>of which:</i> listed shares	785	912	973	986	1,128	-	-	-	-	-
rest of the world	24,531	26,245	28,625	31,610	31,031	-	-	-	-	-
Mutual fund shares, issued by	21,389	20,678	22,007	22,434	21,938	-	-	-	-	-
residents	4,313	4,621	4,693	3,888	3,925	-	-	-	-	-
rest of the world	17,076	16,057	17,314	18,546	18,013	-	-	-	-	-
Insurance, pension and standardised guarantee schemes	118,347	121,260	126,035	128,456	128,118
net equity of households	-	-	-	-	-	118,347	121,260	126,035	128,456	128,118
other provisions	-	-	-	-	-
Other accounts receivable/payable
trade credits	-	-	-	-	-	-	-	-	-	-
other
Total	112,586	116,737	124,063	132,107	131,125	118,366	121,282	126,075	128,479	128,158

Financial accounts

Table 20

Access to data:

[TFAT0008](#)

Pension funds

(flows in millions of euros)

Financial instruments	ASSETS					LIABILITIES				
	2022-Q3	2022-Q4	2023-Q1	2023-Q2	2023-Q3	2022-Q3	2022-Q4	2023-Q1	2023-Q2	2023-Q3
Monetary gold and SDRs	-	-	-	-	-	-	-	-	-	-
Currency and transferable deposits, with	-1,421	1,289	-2,110	568	-1,050	-	-	-	-	-
MFIs	-1,421	1,289	-2,110	568	-1,050	-	-	-	-	-
other residents	-	-	-	-	-
rest of the world	-	-	-	-	-
Other deposits, with	2	31	127	-80	3	-	-	-	-	-
MFIs	2	31	127	-80	3	-	-	-	-	-
other residents	-	-	-	-	-	-	-	-	-	-
rest of the world	-	-	-	-	-
Short-term securities, issued by	642	932	504	1,222	-138	-	-	-	-	-
general government	261	94	113	1,200	5	-	-	-	-	-
other residents	-	-	-	-	-
rest of the world	381	837	391	22	-143	-	-	-	-	-
Bonds, issued by	454	2,365	3,769	2,399	2,250	-	-	-	-	-
MFIs	-10	14	54	13	11	-	-	-	-	-
central government: CCTs	3	-35	-24	-38	-48	-	-	-	-	-
central government: other	-222	14	94	37	-197	-	-	-	-	-
local government	-	-	-	-	-
other residents	-20	-12	49	34	18	-	-	-	-	-
rest of the world	702	2,385	3,596	2,353	2,465	-	-	-	-	-
Derivates and employee stock options
Short-term loans, of	-2	2	21	-17	17
MFIs	-	-	-	-	-	-2	2	21	-17	17
other financial corporations	-	-	-	-	-
general government	-	-	-	-	-	-	-	-	-	-
other residents	-	-	-	-	-	-	-	-	-	-
rest of the world	-	-	-	-	-
Medium and long-term loans, of	-2
MFIs	-	-	-	-	-	-2
other financial corporations	-	-	-	-	-
general government	-	-	-	-	-	-	-	-	-	-
other residents	-	-	-	-	-	-	-	-	-	-
rest of the world	-	-	-	-	-	-	-	-	-	-
Shares and other equity, issued by	-408	1,937	460	693	129	-	-	-	-	-
residents	-39	96	26	-20	140	-	-	-	-	-
<i>of which</i> : listed shares	-40	101	27	-20	146	-	-	-	-	-
rest of the world	-369	1,841	434	713	-11	-	-	-	-	-
Mutual fund shares, issued by	446	-1,167	721	18	-291	-	-	-	-	-
residents	-71	117	5	-211	-12	-	-	-	-	-
rest of the world	517	-1,284	716	229	-279	-	-	-	-	-
Insurance, pension and standardised guarantee schemes	392	917	1,059	909	964
net equity of households	-	-	-	-	-	392	917	1,059	909	964
other provisions	-	-	-	-	-
Other accounts receivable/payable
trade credits	-	-	-	-	-	-	-	-	-	-
other
Total	-286	5,387	3,471	4,821	903	390	920	1,077	892	981

Central government

(stocks in millions of euros)

Financial instruments	ASSETS					LIABILITIES				
	2022-Q3	2022-Q4	2023-Q1	2023-Q2	2023-Q3	2022-Q3	2022-Q4	2023-Q1	2023-Q2	2023-Q3
Monetary gold and SDRs	-	-	-	-	-	-	-	-	-	-
Currency and transferable deposits, with	67,187	60,720	47,416	52,426	50,931	187,477	177,460	166,961	164,612	164,798
MFIs	47,566	41,149	25,887	31,323	34,672	-	-	-	-	-
other residents	18,271	12,771	14,529	14,604	13,259	187,477	177,460	166,961	164,612	164,798
rest of the world	1,351	6,800	7,000	6,500	3,000	-	-	-	-	-
Other deposits, with	10,784	7,628	9,359	9,864	7,231	56,611	54,822	51,739	50,784	50,154
MFIs	10,760	7,628	9,359	9,864	7,231	-	-	-	-	-
other residents	-	-	-	-	-	56,611	54,822	51,739	50,784	50,154
rest of the world	24	-	-	-	-	-
Short-term securities, issued by	364	405	638	490	1,281	108,730	109,989	110,373	118,547	119,264
general government	364	405	638	490	1,281	108,730	109,989	110,373	118,547	119,264
other residents	-	-	-	-	-	-	-	-	-	-
rest of the world	-	-	-	-	-	-	-	-	-	-
Bonds, issued by	42,995	58,729	61,697	62,214	61,264	2,081,747	2,089,025	2,170,848	2,231,239	2,160,381
MFIs	20	88	718	985	936	-	-	-	-	-
central government: CCTs	138	130	577	737	957	145,067	134,083	142,302	148,988	143,586
central government: other	38,982	54,228	54,759	55,037	53,842	1,936,680	1,954,942	2,028,546	2,082,252	2,016,796
local government	-	-	-	-	-
other residents	2,414	2,722	2,768	2,832	2,889	-	-	-	-	-
rest of the world	1,441	1,561	2,875	2,622	2,640	-	-	-	-	-
Derivates and employee stock options ..	5,123	5,246	5,022	5,182	8,144	1,092	828	893	763	646
Short-term loans, of	30,634	28,978	36,418	39,016	38,418
MFIs	-	-	-	-	-	24,910	23,003	30,795	32,219	30,389
other financial corporations	-	-	-	-	-	4,005	3,798	3,680	3,368	2,969
general government	-	-	-	-	-
other residents	-	-	-	-	-	-	-	-	-	-
rest of the world	-	-	-	-	-	1,720	2,177	1,943	3,430	5,060
Medium and long-term loans, of	129,236	131,091	130,654	131,044	130,996	145,966	155,936	154,273	154,803	157,342
MFIs	-	-	-	-	-	40,752	39,768	38,399	38,267	38,386
other financial corporations	-	-	-	-	-	2,065	2,046	2,046	2,052	2,035
general government	129,236	131,091	130,654	131,044	130,996	539	486	534	491	492
other residents	-	-	-	-	-	1,909	2,301	2,301	3,126	4,656
rest of the world	-	-	-	-	-	100,700	111,335	110,994	110,867	111,773
Shares and other equity, issued by	124,779	129,815	132,083	133,752	134,288	4,556	4,560	4,560	4,560	4,560
residents	107,719	112,739	114,940	116,433	116,788	4,556	4,560	4,560	4,560	4,560
<i>of which:</i> listed shares	17,182	21,720	23,718	25,319	25,353	-	-	-	-	-
rest of the world	17,060	17,076	17,144	17,319	17,499	-	-	-	-	-
Mutual fund shares, issued by	71	71	71	71	71	-	-	-	-	-
residents	67	67	67	67	67	-	-	-	-	-
rest of the world	4	4	4	4	4	-	-	-	-	-
Insurance, pension and standardised guarantee schemes	19	27,870	27,850	27,882	27,841	27,758
net equity of households	-	-	-	-	-	-	-	-	-	-
other provisions	19	27,870	27,850	27,882	27,841	27,758
Other accounts receivable/payable	66,104	68,825	62,159	61,818	61,478	128,278	151,226	149,011	122,409	141,977
trade credits	-	-	-	-	-	3,157	2,576	3,559	2,697	2,802
other	66,104	68,825	62,159	61,818	61,478	125,121	148,650	145,452	119,712	139,175
Total	446,663	462,530	449,099	456,862	455,684	2,772,962	2,800,674	2,872,958	2,914,575	2,865,299

Central government

(flows in millions of euros)

Financial instruments	ASSETS					LIABILITIES				
	2022-Q3	2022-Q4	2023-Q1	2023-Q2	2023-Q3	2022-Q3	2022-Q4	2023-Q1	2023-Q2	2023-Q3
Monetary gold and SDRs	-	-	-	-	-	-	-	-	-	-
Currency and transferable deposits, with	-36,171	-6,761	-13,288	5,009	-1,511	-4,623	-10,018	-10,499	-2,349	186
MFIs	-28,686	-6,710	-15,246	5,435	3,333	-	-	-	-	-
other residents	-1,836	-5,500	1,758	75	-1,344	-4,623	-10,018	-10,499	-2,349	186
rest of the world	-5,649	5,449	200	-500	-3,500	-	-	-	-	-
Other deposits, with	-2,746	-3,156	1,730	505	-2,633	-712	-1,789	-3,083	-955	-629
MFIs	-2,746	-3,132	1,730	505	-2,633	-	-	-	-	-
other residents	-	-	-	-	-	-712	-1,789	-3,083	-955	-629
rest of the world	-24	-	-	-	-	-
Short-term securities, issued by	344	41	233	-148	791	-605	1,769	1,082	9,137	1,319
general government	344	41	233	-148	791	-605	1,769	1,082	9,137	1,319
other residents	-	-	-	-	-	-	-	-	-	-
rest of the world	-	-	-	-	-	-	-	-	-	-
Bonds, issued by	1,075	15,679	2,548	517	-945	-23,779	27,045	42,321	53,762	-9,146
MFIs	222	265	-46	-	-	-	-	-
central government: CCTs	1	-8	447	160	220	3,132	-11,844	6,957	6,423	-4,868
central government: other	1,009	15,246	531	278	-1,195	-26,911	38,890	35,364	47,339	-4,277
local government	-	-	-	-	-
other residents	5	306	47	64	57	-	-	-	-	-
rest of the world	61	135	1,301	-251	19	-	-	-	-	-
Derivates and employee stock options ..	846	-315	419	295	27	..	2,439
Short-term loans, of	-465	-1,656	7,440	2,598	-598
MFIs	-	-	-	-	-	-913	-1,907	7,793	1,423	-1,830
other financial corporations	-	-	-	-	-	-359	-206	-118	-313	-399
general government	-	-	-	-	-
other residents	-	-	-	-	-	-	-	-	-	-
rest of the world	-	-	-	-	-	807	457	-234	1,487	1,630
Medium and long-term loans, of	-128	1,850	-437	390	-47	-4,386	9,970	-1,663	530	2,539
MFIs	-	-	-	-	-	-591	-984	-1,369	-132	119
other financial corporations	-	-	-	-	-	26	-19	..	6	-17
general government	-128	1,850	-437	390	-47	1	-52	47	-42	..
other residents	-	-	-	-	-	121	391	..	825	1,530
rest of the world	-	-	-	-	-	-3,944	10,635	-341	-127	906
Shares and other equity, issued by	-11	548	272	71	500
residents	-69	532	205	-105	320
<i>of which: listed shares</i>	-	-	-	-	-
rest of the world	59	16	67	176	180	-	-	-	-	-
Mutual fund shares, issued by	-	-	-	-	-
residents	-	-	-	-	-
rest of the world	-	-	-	-	-
Insurance, pension and standardised guarantee schemes	70	-20	32	-41	-83
net equity of households	-	-	-	-	-	-	-	-	-	-
other provisions	70	-20	32	-41	-83
Other accounts receivable/payable	-1,830	2,721	-6,666	-341	-341	40,054	22,948	-2,215	-26,602	19,568
trade credits	-	-	-	-	-	-459	-581	983	-862	105
other	-1,830	2,721	-6,666	-341	-341	40,513	23,529	-3,198	-25,740	19,463
Total	-38,622	10,607	-15,188	6,299	-4,159	5,553	50,689	33,415	36,080	13,156

Local government

(stocks in millions of euros)

Financial instruments	ASSETS					LIABILITIES				
	2022-Q3	2022-Q4	2023-Q1	2023-Q2	2023-Q3	2022-Q3	2022-Q4	2023-Q1	2023-Q2	2023-Q3
Monetary gold and SDRs	-	-	-	-	-	-	-	-	-	-
Currency and transferable deposits, with	15,098	15,841	15,570	15,277	15,675	-	-	-	-	-
MFIs.....	15,098	15,841	15,570	15,277	15,675	-	-	-	-	-
other residents.....	-	-	-	-	-
rest of the world.....	-	-	-	-	-
Other deposits, with	4,104	4,061	4,932	4,905	4,744	-	-	-	-	-
MFIs.....	4,104	4,061	4,932	4,905	4,744	-	-	-	-	-
other residents.....	-	-	-	-	-	-	-	-	-	-
rest of the world.....	-	-	-	-	-
Short-term securities, issued by	2	20	68	51	45
general government.....	2	20	68	51	45
other residents.....	-	-	-	-	-	-	-	-	-	-
rest of the world.....	-	-	-	-	-	-	-	-	-	-
Bonds, issued by	3,026	2,736	2,812	2,778	2,697	10,535	10,215	10,129	9,519	9,400
MFIs.....	523	210	210	180	180	-	-	-	-	-
central government: CCTs.....	221	225	228	232	174	-	-	-	-	-
central government: other.....	2,062	2,104	2,202	2,164	2,110	-	-	-	-	-
local government.....	10,535	10,215	10,129	9,519	9,400
other residents.....	103	55	17	29	39	-	-	-	-	-
rest of the world.....	116	141	154	174	194	-	-	-	-	-
Derivates and employee stock options..	277	200	209	181	147
Short-term loans, of	-	-	-	-	-	3,786	4,542	4,344	4,371	3,645
MFIs.....	-	-	-	-	-	3,115	3,683	3,621	3,649	3,021
other financial corporations.....	-	-	-	-	-	670	858	723	723	624
general government.....	-	-	-	-	-	-	-	-	-	-
other residents.....	-	-	-	-	-	-	-	-	-	-
rest of the world.....	-	-	-	-	-	-	-	-	-	-
Medium and long-term loans, of	10,520	10,390	10,402	10,492	10,515	103,761	102,588	102,646	103,559	103,029
MFIs.....	-	-	-	-	-	62,861	62,311	62,689	61,008	60,652
other financial corporations.....	-	-	-	-	-	8,161	8,301	8,153	11,304	11,119
general government.....	10,520	10,390	10,402	10,492	10,515	29,118	28,466	28,316	27,870	27,821
other residents.....	-	-	-	-	-	-	-	-	-	-
rest of the world.....	-	-	-	-	-	3,621	3,510	3,489	3,377	3,438
Shares and other equity, issued by	13,073	13,023	13,265	13,226	13,298
residents.....	12,999	12,963	13,203	13,164	13,236
of which: listed shares.....	2,053	2,466	2,838	3,165	3,167	-	-	-	-	-
rest of the world.....	74	60	62	62	62	-	-	-	-	-
Mutual fund shares, issued by	113	116	109	108	110	-	-	-	-	-
residents.....	62	62	62	62	62	-	-	-	-	-
rest of the world.....	51	54	47	46	48	-	-	-	-	-
Insurance, pension and standardised guarantee schemes	1,027	1,022	1,055	1,072	1,124	-	-	-	-	-
net equity of households.....	-	-	-	-	-	-	-	-	-	-
other provisions.....	1,027	1,022	1,055	1,072	1,124	-	-	-	-	-
Other accounts receivable/payable	20,607	20,348	18,840	20,077	17,381	61,575	64,020	62,715	61,772	59,202
trade credits.....	-	-	-	-	-	42,891	44,085	43,316	42,336	40,615
other.....	20,607	20,348	18,840	20,077	17,381	18,684	19,936	19,399	19,436	18,587
Total	67,571	67,558	67,053	67,987	65,589	179,933	181,565	180,043	179,402	175,422

Local government

(flows in millions of euros)

Financial instruments	ASSETS					LIABILITIES				
	2022-Q3	2022-Q4	2023-Q1	2023-Q2	2023-Q3	2022-Q3	2022-Q4	2023-Q1	2023-Q2	2023-Q3
Monetary gold and SDRs	-	-	-	-	-	-	-	-	-	-
Currency and transferable deposits, with	97	743	-271	-293	398	-	-	-	-	-
MFIs	97	743	-271	-293	398	-	-	-	-	-
other residents	-	-	-	-	-
rest of the world	-	-	-	-	-
Other deposits, with	57	-43	870	-26	-161	-	-	-	-	-
MFIs	57	-43	870	-26	-161	-	-	-	-	-
other residents	-	-	-	-	-	-	-	-	-	-
rest of the world	-	-	-	-	-
Short-term securities, issued by	-2	18	49	-17	-7
general government	-2	18	49	-17	-7
other residents	-	-	-	-	-	-	-	-	-	-
rest of the world	-	-	-	-	-	-	-	-	-	-
Bonds, issued by	178	-245	32	-46	-21	-391	-320	-91	-610	-120
MFIs	-313	..	-30	..	-	-	-	-	-
central government: CCTs	72	3	1	3	-57	-	-	-	-	-
central government: other	106	65	56	-49	13	-	-	-	-	-
local government.....	-391	-320	-91	-610	-120
other residents	-78	-23	-38	11	1	-	-	-	-	-
rest of the world	78	23	13	19	22	-	-	-	-	-
Derivates and employee stock options..	..	216
Short-term loans, of	-	-	-	-	-	-432	756	-197	27	-726
MFIs	-	-	-	-	-	-469	568	-62	28	-628
other financial corporations	-	-	-	-	-	37	188	-135	-1	-98
general government	-	-	-	-	-	-	-	-	-	-
other residents	-	-	-	-	-	-	-	-	-	-
rest of the world	-	-	-	-	-	-	-	-	-	-
Medium and long-term loans, of	65	-130	12	89	23	263	-1,172	58	913	-530
MFIs	-	-	-	-	-	226	-550	378	-1,681	-356
other financial corporations	-	-	-	-	-	6	140	-148	3,151	-186
general government	65	-130	12	89	23	-21	-652	-150	-446	-49
other residents	-	-	-	-	-	-	-	-	-	-
rest of the world	-	-	-	-	-	53	-111	-22	-112	61
Shares and other equity, issued by	36	-33	242	-38	73
residents	35	-36	241	-39	72
<i>of which:</i> listed shares.....	-396	413	372	326	3	-	-	-	-	-
rest of the world	1	3	1	1	1	-	-	-	-	-
Mutual fund shares, issued by	-4	2	-8	-1	2	-	-	-	-	-
residents	-	-	-	-	-
rest of the world	-4	2	-8	-1	2	-	-	-	-	-
Insurance, pension and standardised	-16	-2	34	14	48	-	-	-	-	-
guarantee schemes	-16	-2	34	14	48	-	-	-	-	-
net equity of households	-	-	-	-	-	-	-	-	-	-
other provisions.....	-16	-2	34	14	48	-	-	-	-	-
Other accounts receivable/payable	-2,846	-258	-1,508	1,237	-2,697	-1,947	2,446	-1,306	-943	-2,570
trade credits	-	-	-	-	-	-1,901	1,194	-769	-980	-1,721
other.....	-2,846	-258	-1,508	1,237	-2,697	-46	1,252	-537	37	-849
Total	-2,436	268	-547	919	-2,340	-2,506	1,709	-1,535	-613	-3,946

Social security funds

(stocks in millions of euros)

Financial instruments	ASSETS					LIABILITIES				
	2022-Q3	2022-Q4	2023-Q1	2023-Q2	2023-Q3	2022-Q3	2022-Q4	2023-Q1	2023-Q2	2023-Q3
Monetary gold and SDRs	-	-	-	-	-	-	-	-	-	-
Currency and transferable deposits, with	9,649	9,917	9,232	8,865	8,894	-	-	-	-	-
MFIs	9,649	9,917	9,232	8,865	8,894	-	-	-	-	-
other residents	-	-	-	-	-
rest of the world	-	-	-	-	-
Other deposits, with	992	882	750	729	940	-	-	-	-	-
MFIs	992	882	750	729	940	-	-	-	-	-
other residents	-	-	-	-	-	-	-	-	-	-
rest of the world	-	-	-	-	-
Short-term securities, issued by	114	257	342	1,061	509	-	-	-	-	-
general government	114	257	342	1,061	509	-	-	-	-	-
other residents	-	-	-	-	-	-	-	-	-	-
rest of the world	-	-	-	-	-	-	-	-	-	-
Bonds, issued by	27,730	28,881	29,485	29,399	28,762	-	-	-	-	-
MFIs	1,081	1,081	1,081	1,081	1,081	-	-	-	-	-
central government: CCTs	29	13	116	110	104	-	-	-	-	-
central government: other	9,868	10,968	11,927	12,481	12,452	-	-	-	-	-
local government	52	52	51	51	50	-	-	-	-	-
other residents	6,945	6,925	6,649	6,423	6,065	-	-	-	-	-
rest of the world	9,754	9,842	9,661	9,254	9,011	-	-	-	-	-
Derivates and employee stock options
Short-term loans, of	-	-	-	-	-	107	88	59	71	123
MFIs	-	-	-	-	-	107	88	59	71	123
other financial corporations	-	-	-	-	-	-	-	-	-	-
general government	-	-	-	-	-
other residents	-	-	-	-	-	-	-	-	-	-
rest of the world	-	-	-	-	-	-	-	-	-	-
Medium and long-term loans, of	3,985	3,974	4,016	4,078	4,055	15	14	14	14	13
MFIs	-	-	-	-	-	15	14	14	14	13
other financial corporations	-	-	-	-	-
general government	3,985	3,974	4,016	4,078	4,055	-	-	-	-	-
other residents	-	-	-	-	-	-	-	-	-	-
rest of the world	-	-	-	-	-	-	-	-	-	-
Shares and other equity, issued by	9,017	9,247	9,395	9,547	9,694	-	-	-	-	-
residents	7,356	7,610	7,679	7,739	7,919	-	-	-	-	-
<i>of which</i> : listed shares	458	543	610	627	622	-	-	-	-	-
rest of the world	1,661	1,637	1,716	1,808	1,775	-	-	-	-	-
Mutual fund shares, issued by	41,762	42,584	44,341	45,082	45,199	-	-	-	-	-
residents	11,609	12,534	13,091	13,599	13,908	-	-	-	-	-
rest of the world	30,153	30,050	31,250	31,483	31,290	-	-	-	-	-
Insurance, pension and standardised guarantee schemes	-	-	-	-	-
net equity of households	-	-	-	-	-	-	-	-	-	-
other provisions	-	-	-	-	-
Other accounts receivable/payable	28,089	35,966	30,314	34,678	29,489	23,978	24,167	27,056	28,500	28,957
trade credits	-	-	-	-	-	2,769	2,790	2,811	2,832	2,853
other	28,089	35,966	30,314	34,678	29,489	21,210	21,377	24,245	25,667	26,104
Total	121,338	131,708	127,874	133,438	127,542	24,100	24,269	27,130	28,585	29,093

Social security funds

(flows in millions of euros)

Financial instruments	ASSETS					LIABILITIES				
	2022-Q3	2022-Q4	2023-Q1	2023-Q2	2023-Q3	2022-Q3	2022-Q4	2023-Q1	2023-Q2	2023-Q3
Monetary gold and SDRs	-	-	-	-	-	-	-	-	-	-
Currency and transferable deposits, with	-425	268	-686	-366	29	-	-	-	-	-
MFIs.....	-425	268	-686	-366	29	-	-	-	-	-
other residents.....	-	-	-	-	-
rest of the world.....	-	-	-	-	-
Other deposits, with	579	-110	-132	-22	212	-	-	-	-	-
MFIs.....	579	-110	-132	-22	212	-	-	-	-	-
other residents.....	-	-	-	-	-	-	-	-	-	-
rest of the world.....	-	-	-	-	-
Short-term securities, issued by	99	146	86	732	-561	-	-	-	-	-
general government.....	99	146	86	732	-561	-	-	-	-	-
other residents.....	-	-	-	-	-	-	-	-	-	-
rest of the world.....	-	-	-	-	-	-	-	-	-	-
Bonds, issued by	791	1,325	423	-108	-241	-	-	-	-	-
MFIs.....	-	-	-	-	-
central government: CCTs.....	-12	-17	101	-6	-6	-	-	-	-	-
central government: other.....	574	1,274	780	531	367	-	-	-	-	-
local government.....	-1	..	-1	..	-1	-	-	-	-	-
other residents.....	388	-243	-232	-274	-404	-	-	-	-	-
rest of the world.....	-158	311	-225	-359	-197	-	-	-	-	-
Derivates and employee stock options
Short-term loans, of	-	-	-	-	-	-19	-19	-28	11	52
MFIs.....	-	-	-	-	-	-19	-19	-28	11	52
other financial corporations.....	-	-	-	-	-	-	-	-	-	-
general government.....	-	-	-	-	-
other residents.....	-	-	-	-	-	-	-	-	-	-
rest of the world.....	-	-	-	-	-	-	-	-	-	-
Medium and long-term loans, of	-23	-11	42	62	-23	-4	-1
MFIs.....	-	-	-	-	-	-4	-1
other financial corporations.....	-	-	-	-	-
general government.....	-23	-11	42	62	-23	-	-	-	-	-
other residents.....	-	-	-	-	-	-	-	-	-	-
rest of the world.....	-	-	-	-	-	-	-	-	-	-
Shares and other equity, issued by	154	208	37	39	178	-	-	-	-	-
residents.....	159	254	69	60	181	-	-	-	-	-
<i>of which</i> : listed shares.....	-	-	-	-	-
rest of the world.....	-5	-46	-32	-21	-3	-	-	-	-	-
Mutual fund shares, issued by	129	477	1,178	549	709	-	-	-	-	-
residents.....	214	925	557	508	310	-	-	-	-	-
rest of the world.....	-85	-448	621	41	399	-	-	-	-	-
Insurance, pension and standardised guarantee schemes	-	-	-	-	-
net equity of households.....	-	-	-	-	-	-	-	-	-	-
other provisions.....	-	-	-	-	-
Other accounts receivable/payable	-3,801	7,877	-5,652	4,364	-5,189	104	189	2,889	1,444	457
trade credits.....	-	-	-	-	-	28	22	21	21	21
other.....	-3,801	7,877	-5,652	4,364	-5,189	76	168	2,867	1,423	436
Total	-2,497	10,180	-4,703	5,250	-4,886	81	169	2,861	1,455	508

Households and non-profit institutions serving households

(stocks in millions of euros)

Financial instruments	ASSETS					LIABILITIES				
	2022-Q3	2022-Q4	2023-Q1	2023-Q2	2023-Q3	2022-Q3	2022-Q4	2023-Q1	2023-Q2	2023-Q3
Monetary gold and SDRs	-	-	-	-	-	-	-	-	-	-
Currency and transferable deposits, with	1,217,819	1,222,334	1,183,020	1,153,724	1,143,873	-	-	-	-	-
MFIs	1,145,110	1,147,614	1,109,318	1,080,729	1,070,929	-	-	-	-	-
other residents	49,292	51,408	50,390	49,682	49,567	-	-	-	-	-
rest of the world	23,417	23,313	23,313	23,313	23,377	-	-	-	-	-
Other deposits, with	412,707	411,073	417,966	422,907	428,556	-	-	-	-	-
MFIs	361,178	361,363	371,372	377,298	383,631	-	-	-	-	-
other residents	51,529	49,709	46,594	45,609	44,925	-	-	-	-	-
rest of the world	-	-	-	-	-
Short-term securities, issued by	1,582	6,200	14,983	22,206	27,831	-	-	-	-	-
general government.....	1,197	5,640	14,168	20,724	26,206	-	-	-	-	-
other residents	3	2	3	2	1	-	-	-	-	-
rest of the world	382	557	812	1,480	1,624	-	-	-	-	-
Bonds, issued by	222,407	247,115	284,899	328,723	347,429	-	-	-	-	-
MFIs	21,950	25,443	28,876	35,257	40,001	-	-	-	-	-
central government: CCTs	441	445	1,088	1,769	1,801	-	-	-	-	-
central government: other	121,600	142,473	170,412	198,748	207,653	-	-	-	-	-
local government.....	3	3	3	3	3	-	-	-	-	-
other residents	9,651	7,283	9,308	13,090	14,141	-	-	-	-	-
rest of the world	68,761	71,469	75,212	79,858	83,830	-	-	-	-	-
Derivates and employee stock options..	6,548	6,850	7,383	7,871	7,864	233	271	279	308	309
Short-term loans, of	9,347	9,347	9,487	9,609	9,765	47,638	48,329	46,414	45,227	44,154
MFIs	-	-	-	-	-	44,419	44,812	43,594	42,396	41,432
other financial corporations.....	-	-	-	-	-	3,219	3,518	2,819	2,831	2,722
general government	-	-	-	-	-	-	-	-	-	-
other residents	9,347	9,347	9,487	9,609	9,765	-	-	-	-	-
rest of the world	-	-	-	-	-	-	-	-	-	-
Medium and long-term loans, of	-	-	-	-	-	745,580	748,221	746,683	746,388	745,594
MFIs	-	-	-	-	-	635,032	635,834	635,409	633,534	631,190
other financial corporations.....	-	-	-	-	-	106,549	108,398	107,243	108,761	110,334
general government	-	-	-	-	-	4,000	3,989	4,031	4,093	4,070
other residents	-	-	-	-	-	-	-	-	-	-
rest of the world	-	-	-	-	-	-	-	-	-	-
Shares and other equity, issued by	1,294,722	1,318,893	1,414,465	1,400,282	1,339,205	-	-	-	-	-
residents	1,186,033	1,206,903	1,298,736	1,280,974	1,220,972	-	-	-	-	-
of which: listed shares.....	56,535	63,554	68,686	69,773	73,427	-	-	-	-	-
rest of the world	108,689	111,989	115,729	119,307	118,233	-	-	-	-	-
Mutual fund shares, issued by	662,517	670,381	681,140	695,875	675,198	-	-	-	-	-
residents	195,720	198,202	203,928	210,291	208,390	-	-	-	-	-
rest of the world	466,798	472,179	477,212	485,584	466,808	-	-	-	-	-
Insurance, pension and standardised guarantee schemes	1,069,782	1,064,999	1,082,549	1,083,177	1,065,378	39,398	39,515	39,639	39,764	39,889
net equity of households	1,043,521	1,039,175	1,055,811	1,056,574	1,037,415	39,398	39,515	39,639	39,764	39,889
other provisions.....	26,261	25,824	26,738	26,603	27,962	-	-	-	-	-
Other accounts receivable/payable	169,390	177,923	170,002	165,487	170,861	178,541	194,749	184,190	190,574	187,904
trade credits	112,770	117,604	109,840	117,576	120,072	103,776	113,627	105,860	108,584	111,053
other.....	56,620	60,319	60,162	47,911	50,789	74,765	81,122	78,330	81,990	76,851
Total	5,066,822	5,135,114	5,265,895	5,289,861	5,215,959	1,011,390	1,031,085	1,017,205	1,022,261	1,017,850

Households and non-profit institutions serving households

(flows in millions of euros)

Financial instruments	ASSETS					LIABILITIES				
	2022-Q3	2022-Q4	2023-Q1	2023-Q2	2023-Q3	2022-Q3	2022-Q4	2023-Q1	2023-Q2	2023-Q3
Monetary gold and SDRs	-	-	-	-	-	-	-	-	-	-
Currency and transferable deposits, with	5,128	4,619	-39,314	-29,296	-9,851	-	-	-	-	-
MFIs	4,384	2,504	-38,296	-28,588	-9,800	-	-	-	-	-
other residents	744	2,116	-1,017	-708	-115	-	-	-	-	-
rest of the world	65	-	-	-	-	-
Other deposits, with	-1,715	-1,635	6,894	4,941	5,649	-	-	-	-	-
MFIs	-943	185	10,009	5,926	6,333	-	-	-	-	-
other residents	-772	-1,820	-3,115	-985	-684	-	-	-	-	-
rest of the world	-	-	-	-	-
Short-term securities, issued by	526	4,646	8,786	7,519	5,173	-	-	-	-	-
general government	421	4,469	8,535	6,853	5,034	-	-	-	-	-
other residents	1	..	1	-1	-1	-	-	-	-	-
rest of the world	104	178	250	667	140	-	-	-	-	-
Bonds, issued by	9,949	25,693	34,500	41,692	19,830	-	-	-	-	-
MFIs	-757	2,143	3,056	5,088	1,869	-	-	-	-	-
central government: CCTs	99	-246	655	654	-101	-	-	-	-	-
central government: other	8,807	21,296	25,905	28,035	14,087	-	-	-	-	-
local government	-	-	-	-	-
other residents	430	-1,473	1,388	3,172	-90	-	-	-	-	-
rest of the world	1,370	3,972	3,497	4,742	4,064	-	-	-	-	-
Derivates and employee stock options ..	-63	-63	12	12	12
Short-term loans, of	-14	..	140	121	157	708	1,013	-1,548	-1,540	-1,321
MFIs	-	-	-	-	-	770	714	-1,166	-1,551	-1,212
other financial corporations	-	-	-	-	-	-62	299	-381	12	-109
general government	-	-	-	-	-	-	-	-	-	-
other residents	-14	..	140	121	157	-	-	-	-	-
rest of the world	-	-	-	-	-	-	-	-	-	-
Medium and long-term loans, of	-	-	-	-	-	4,711	3,822	-1,192	87	-88
MFIs	-	-	-	-	-	3,928	1,695	-1,637	-1,362	-1,902
other financial corporations	-	-	-	-	-	806	2,138	403	1,387	1,837
general government	-	-	-	-	-	-23	-11	42	62	-23
other residents	-	-	-	-	-	-	-	-	-	-
rest of the world	-	-	-	-	-	-	-	-	-	-
Shares and other equity, issued by	-21,933	-8,927	-12,080	-10,190	-22,725	-	-	-	-	-
residents	-21,734	-8,175	-11,402	-11,056	-22,799	-	-	-	-	-
of which: listed shares	1,128	-1,577	-910	-685	2,897	-	-	-	-	-
rest of the world	-199	-752	-678	866	74	-	-	-	-	-
Mutual fund shares, issued by	-6,149	3,467	-6,229	534	-8,227	-	-	-	-	-
residents	-5,443	2,068	-2,990	3,162	-88	-	-	-	-	-
rest of the world	-706	1,399	-3,239	-2,628	-8,139	-	-	-	-	-
Insurance, pension and standardised guarantee schemes	1,791	1,262	-3,512	-7,526	-3,349	117	117	124	125	125
net equity of households	2,250	1,402	-4,450	-7,312	-4,617	117	117	124	125	125
other provisions	-459	-140	938	-214	1,267	-	-	-	-	-
Other accounts receivable/payable	9,483	8,667	-7,921	-4,515	5,374	-5,062	16,208	-10,559	6,384	-2,670
trade credits	-115	4,833	-7,764	7,736	2,496	285	9,851	-7,767	2,724	2,469
other	9,598	3,834	-157	-12,251	2,878	-5,347	6,357	-2,792	3,660	-5,139
Total	-2,996	37,732	-18,724	3,291	-7,958	474	21,160	-13,174	5,056	-3,954

Rest of the world

(stocks in millions of euros)

Financial instruments	ASSETS					LIABILITIES				
	2022-Q3	2022-Q4	2023-Q1	2023-Q2	2023-Q3	2022-Q3	2022-Q4	2023-Q1	2023-Q2	2023-Q3
Monetary gold and SDRs.....	27,599	26,311	26,002	25,730	26,091	161,910	161,074	170,157	164,986	166,195
Currency and transferable deposits, with	797,478	752,446	758,826	676,858	628,926	219,884	214,502	207,893	202,629	197,368
MFIs	793,003	748,063	754,298	672,759	624,004	-	-	-	-	-
other residents	4,475	4,382	4,528	4,099	4,921	-	-	-	-	-
rest of the world	-	-	-	-	-	219,884	214,502	207,893	202,629	197,368
Other deposits, with	254,356	253,551	274,288	324,393	338,301	76,817	76,843	72,272	76,717	74,717
MFIs	254,356	253,551	274,288	324,393	338,301	-	-	-	-	-
other residents	-	-	-	-	-	-	-	-	-	-
rest of the world	-	-	-	-	-	76,817	76,843	72,272	76,717	74,717
Short-term securities, issued by.....	87,807	81,221	68,564	68,623	61,822	24,679	29,014	35,827	36,993	34,301
general government.....	85,124	78,608	66,335	65,133	58,695	-	-	-	-	-
other residents	2,683	2,613	2,229	3,490	3,127	-	-	-	-	-
rest of the world	-	-	-	-	-	24,679	29,014	35,827	36,993	34,301
Bonds, issued by.....	811,174	806,795	833,757	882,817	877,534	639,805	645,896	677,436	702,094	706,509
MFIs	111,159	112,387	112,516	119,115	122,485	-	-	-	-	-
central government: CCTs	18,585	14,973	15,776	17,853	19,969	-	-	-	-	-
central government: other	500,086	490,788	509,829	542,825	530,881	-	-	-	-	-
local government.....	7,761	7,644	7,684	7,358	7,278	-	-	-	-	-
other residents	173,583	181,003	187,952	195,667	196,920	-	-	-	-	-
rest of the world	-	-	-	-	-	639,805	645,896	677,436	702,094	706,509
Derivates and employee stock options..	144,084	129,946	123,541	121,850	118,921	164,654	153,322	143,585	142,184	147,354
Short-term loans, of	147,556	164,183	170,560	172,611	183,587	76,023	69,179	75,585	82,878	83,113
MFIs	-	-	-	-	-	59,414	52,426	60,034	64,309	64,067
other financial corporations.....	-	-	-	-	-	4,548	3,790	3,634	5,753	5,768
general government.....	-	-	-	-	-
other residents	-	-	-	-	-	12,060	12,964	11,916	12,817	13,278
rest of the world	147,556	164,183	170,560	172,611	183,587	-	-	-	-	-
Medium and long-term loans, of	234,352	250,244	252,262	256,885	256,803	157,566	154,866	152,534	154,524	157,608
MFIs	-	-	-	-	-	77,880	75,991	74,704	74,605	76,720
other financial corporations.....	-	-	-	-	-	12,440	13,094	12,225	13,592	14,002
general government.....	-	-	-	-	-	47,656	46,975	46,723	46,750	46,691
other residents	-	-	-	-	-	19,591	18,806	18,882	19,578	20,195
rest of the world	234,352	250,244	252,262	256,885	256,803	-	-	-	-	-
Shares and other equity, issued by	575,684	602,662	635,196	646,597	648,603	738,348	750,474	768,936	782,016	778,952
residents	575,684	602,662	635,196	646,597	648,603	-	-	-	-	-
of which: listed shares.....	200,902	222,206	249,393	259,850	256,733	-	-	-	-	-
rest of the world	-	-	-	-	-	738,348	750,474	768,936	782,016	778,952
Mutual fund shares, issued by.....	40,437	41,403	42,006	42,538	42,559	863,006	867,502	881,946	891,184	867,356
residents	40,437	41,403	42,006	42,538	42,559	-	-	-	-	-
rest of the world	-	-	-	-	-	863,006	867,502	881,946	891,184	867,356
Insurance, pension and standardised										
guarantee schemes	3,396	3,546	3,503	4,688	4,769	42,722	42,482	41,961	42,425	42,054
net equity of households.....	1,698	1,773	1,752	2,344	2,384	37,620	37,398	37,312	37,226	36,933
other provisions.....	1,698	1,773	1,752	2,344	2,384	5,102	5,084	4,650	5,199	5,121
Other accounts receivable/payable.....	170,799	168,031	160,871	156,891	152,441	194,733	160,200	158,538	160,138	158,944
trade credits	129,497	122,869	119,803	118,594	117,942	136,948	123,572	122,038	120,842	120,399
other.....	41,302	45,163	41,067	38,297	34,498	57,785	36,628	36,499	39,296	38,546
Total	3,294,721	3,280,339	3,349,376	3,380,480	3,340,356	3,360,149	3,325,355	3,386,670	3,438,770	3,414,471

Rest of the world

(flows in millions of euros)

Financial instruments	ASSETS					LIABILITIES				
	2022-Q3	2022-Q4	2023-Q1	2023-Q2	2023-Q3	2022-Q3	2022-Q4	2023-Q1	2023-Q2	2023-Q3
Monetary gold and SDRs	430	447	347	434	-76
Currency and transferable deposits, with	81,175	-45,032	6,379	-81,968	-47,932	7,797	-4,446	-2,173	-5,370	-7,398
MFIs	80,405	-44,940	6,233	-81,539	-48,755	-	-	-	-	-
other residents	770	-93	145	-429	823	-	-	-	-	-
rest of the world	-	-	-	-	-	7,797	-4,446	-2,173	-5,370	-7,398
Other deposits, with	9,757	3,508	18,892	50,197	12,855	-4,787	1,089	-5,035	4,460	-2,341
MFIs	9,757	3,508	18,892	50,197	12,855	-	-	-	-	-
other residents	-	-	-	-	-	-	-	-	-	-
rest of the world	-	-	-	-	-	-4,787	1,089	-5,035	4,460	-2,341
Short-term securities, issued by	-7,374	-6,100	-12,733	88	-5,912	2,571	4,712	7,020	1,123	-2,756
general government	-5,516	-6,033	-12,354	-1,183	-5,941	-	-	-	-	-
other residents	-1,858	-67	-380	1,271	30	-	-	-	-	-
rest of the world	-	-	-	-	-	2,571	4,712	7,020	1,123	-2,756
Bonds, issued by	-15,027	1,013	15,720	48,167	14,311	5,503	18,203	25,811	26,889	14,453
MFIs	-1,332	2,091	2,495	5,919	3,554	-	-	-	-	-
central government: CCTs	1,140	-3,538	769	2,059	2,676	-	-	-	-	-
central government: other	-16,333	-2,899	7,207	33,522	4,998	-	-	-	-	-
local government	-225	-84	-56	-415	3	-	-	-	-	-
other residents	1,724	5,443	5,304	7,082	3,080	-	-	-	-	-
rest of the world	-	-	-	-	-	5,503	18,203	25,811	26,889	14,453
Derivates and employee stock options ..	-8,436	-5,513	482	-41	407
Short-term loans, of	-6,452	12,076	11,106	-1,129	10,510	1,869	-5,878	7,752	4,440	207
MFIs	-	-	-	-	-	1,163	-6,610	7,719	4,358	-267
other financial corporations	-	-	-	-	-	21	20	-1	1	5
general government	-	-	-	-	-
other residents	-	-	-	-	-	685	711	34	80	469
rest of the world	-6,452	12,076	11,106	-1,129	10,510	-	-	-	-	-
Medium and long-term loans, of	-7,688	17,289	1,038	3,826	-388	1,556	1,760	-2,330	1,163	2,414
MFIs	-	-	-	-	-	1,898	212	-895	-113	1,663
other financial corporations	-	-	-	-	-	-1,468	1,281	-1,239	1,026	110
general government	-	-	-	-	-	40	-685	-252	27	-59
other residents	-	-	-	-	-	1,085	952	57	223	701
rest of the world	-7,688	17,289	1,038	3,826	-388	-	-	-	-	-
Shares and other equity, issued by	137	-2,329	6,885	3,879	3,441	10,184	7,084	6,048	5,042	4,779
residents	137	-2,329	6,885	3,879	3,441	-	-	-	-	-
of which: listed shares	-3,686	-8,869	1,866	1,012	-1,092	-	-	-	-	-
rest of the world	-	-	-	-	-	10,184	7,084	6,048	5,042	4,779
Mutual fund shares, issued by	1,018	990	540	541	33	-3,022	-2,918	-2,699	-8,171	-8,876
residents	1,018	990	540	541	33	-	-	-	-	-
rest of the world	-	-	-	-	-	-3,022	-2,918	-2,699	-8,171	-8,876
Insurance, pension and standardised guarantee schemes	63	177	-34	1,185	81	276	-310	-601	373	-462
net equity of households	32	89	-17	592	41	-280	-298	-168	-176	-384
other provisions	32	89	-17	592	41	556	-12	-433	549	-78
Other accounts receivable/payable	12,111	-1,361	-7,163	-3,938	-4,841	27,588	-32,507	-1,617	1,607	-1,192
trade credits	11,862	-5,345	-3,071	-1,206	-1,040	7,484	-11,939	-1,526	-1,198	-439
other	249	3,985	-4,092	-2,732	-3,801	20,104	-20,568	-91	2,805	-753
Total	59,284	-25,282	41,112	20,806	-17,433	49,963	-12,763	32,520	31,990	-1,249

Total financial instruments*(stocks in millions of euros)*

Financial instruments	2021-Q4	2022-Q1	2022-Q2	2022-Q3	2022-Q4	2023-Q1	2023-Q2	2023-Q3
Monetary gold and SDRs.....	178,189	188,807	190,228	189,508	187,385	196,159	190,716	192,286
Currency and transferable deposits, with	3,384,079	3,414,496	3,424,655	3,442,600	3,311,301	3,170,704	2,995,125	2,967,263
MFIs	2,945,054	2,952,012	2,954,775	2,964,978	2,845,731	2,723,839	2,557,135	2,533,379
other residents	245,443	257,314	260,397	257,738	251,067	238,972	235,361	236,515
rest of the world	193,581	205,170	209,483	219,884	214,502	207,893	202,629	197,368
Other deposits, with	1,595,436	1,629,455	1,577,130	1,573,716	1,522,830	1,533,174	1,446,991	1,447,101
MFIs	1,455,796	1,487,130	1,438,138	1,440,288	1,391,165	1,409,164	1,319,491	1,322,230
other residents	60,442	58,078	57,323	56,611	54,822	51,739	50,784	50,154
rest of the world	79,198	84,248	81,669	76,817	76,843	72,272	76,717	74,717
Short-term securities, issued by.....	142,081	135,805	136,512	136,135	141,662	148,517	159,116	156,770
general government.....	113,808	112,399	110,074	108,730	109,989	110,373	118,547	119,264
other residents	3,545	3,263	4,579	2,726	2,659	2,317	3,576	3,206
rest of the world	24,728	20,142	21,859	24,679	29,014	35,827	36,993	34,301
Bonds, issued by.....	3,802,923	3,738,662	3,533,022	3,369,797	3,411,651	3,538,059	3,640,551	3,586,935
MFIs	277,647	260,625	250,538	247,966	253,053	258,956	272,892	280,568
central government: CCTs	147,516	155,330	142,899	145,067	134,083	142,302	148,988	143,586
central government: other	2,249,901	2,221,064	2,081,067	1,936,680	1,954,942	2,028,546	2,082,252	2,016,796
local government.....	11,388	11,291	10,926	10,535	10,215	10,129	9,519	9,400
other residents	424,872	406,730	394,452	389,744	413,463	420,689	424,806	430,077
rest of the world	691,599	683,622	653,140	639,805	645,896	677,436	702,094	706,509
Derivates and employee stock options..	295,741	316,192	304,040	366,290	335,887	316,721	312,709	312,853
Short-term loans, of	548,000	596,667	621,468	605,726	608,932	624,483	638,931	624,946
MFIs	345,983	371,307	378,309	372,664	354,973	369,628	378,545	355,063
other financial corporations.....	36,938	35,269	36,690	32,389	36,045	31,550	34,087	32,068
general government.....
other residents	53,856	53,318	52,486	53,117	53,731	52,745	53,689	54,228
rest of the world	111,223	136,773	153,984	147,556	164,183	170,560	172,611	183,587
Medium and long-term loans, of	2,234,146	2,216,579	2,227,821	2,232,804	2,253,294	2,237,386	2,223,290	2,215,806
MFIs	1,470,393	1,462,829	1,459,092	1,474,167	1,469,545	1,457,547	1,434,617	1,427,060
other financial corporations.....	332,374	327,509	335,761	333,278	342,442	337,167	339,663	338,066
general government.....	148,574	145,116	143,827	143,741	145,455	145,072	145,613	145,566
other residents	45,345	47,239	46,734	47,266	45,609	45,337	46,511	48,311
rest of the world	237,462	233,887	242,406	234,352	250,244	252,262	256,885	256,803
Shares and other equity, issued by	3,750,742	3,706,666	3,584,446	3,423,260	3,558,457	3,732,016	3,759,154	3,693,871
residents	3,017,085	2,970,799	2,861,667	2,684,912	2,807,983	2,963,080	2,977,138	2,914,919
of which: listed shares.....	622,859	570,862	494,432	455,412	510,067	561,987	577,351	564,847
rest of the world	733,657	735,867	722,778	738,348	750,474	768,936	782,016	778,952
Mutual fund shares, issued by.....	1,370,388	1,317,209	1,237,665	1,211,603	1,225,953	1,246,552	1,265,680	1,238,614
residents	377,630	366,578	356,171	348,597	358,451	364,605	374,495	371,257
rest of the world	992,759	950,631	881,494	863,006	867,502	881,946	891,184	867,356
Insurance, pension and standardised guarantee schemes	1,269,625	1,224,105	1,156,701	1,129,527	1,124,988	1,142,853	1,145,563	1,128,876
net equity of households.....	1,184,067	1,139,934	1,072,191	1,045,219	1,040,948	1,057,563	1,058,918	1,039,800
other provisions.....	85,558	84,172	84,511	84,308	84,040	85,290	86,645	89,077
Other accounts receivable/payable.....	1,148,188	1,147,628	1,179,508	1,232,297	1,239,325	1,210,924	1,194,842	1,205,417
trade credits	851,424	857,094	870,311	868,745	858,348	846,396	845,503	846,644
other.....	296,764	290,534	309,197	363,552	380,978	364,528	349,340	358,773
Total	19,719,537	19,632,272	19,173,196	18,913,264	18,921,666	19,097,547	18,972,668	18,770,737

Total financial instruments*(flows in millions of euros)*

Financial instruments	2021-Q4	2022-Q1	2022-Q2	2022-Q3	2022-Q4	2023-Q1	2023-Q2	2023-Q3
Monetary gold and SDRs.....	141	17	62	430	447	347	434	-76
Currency and transferable deposits, with	83,338	30,181	7,967	15,296	-130,661	-136,155	-175,702	-30,040
MFIs.....	83,007	6,946	2,718	10,157	-119,544	-121,887	-166,721	-23,797
other residents.....	3,242	11,870	3,083	-2,659	-6,671	-12,095	-3,611	1,155
rest of the world.....	-2,912	11,365	2,166	7,797	-4,446	-2,173	-5,370	-7,398
Other deposits, with.....	-876	32,966	-55,554	-6,401	-42,320	9,029	-87,588	-1,686
MFIs.....	4,030	30,362	-51,545	-902	-41,620	17,148	-91,093	1,284
other residents.....	-2,008	-2,364	-755	-712	-1,789	-3,083	-955	-629
rest of the world.....	-2,898	4,969	-3,254	-4,787	1,089	-5,035	4,460	-2,341
Short-term securities, issued by.....	-7,991	-6,528	802	112	6,419	7,763	11,527	-1,415
general government.....	-10,737	-1,516	-2,036	-605	1,769	1,082	9,137	1,319
other residents.....	458	-353	1,314	-1,853	-62	-338	1,267	22
rest of the world.....	2,288	-4,660	1,524	2,571	4,712	7,020	1,123	-2,756
Bonds, issued by.....	28,761	82,165	12,017	-19,639	72,373	78,757	94,573	12,720
MFIs.....	-2,865	-11,341	-4,280	168	5,331	6,447	11,053	3,831
central government: CCTs.....	5,644	7,590	-11,048	3,132	-11,844	6,957	6,423	-4,868
central government: other.....	-11,931	63,218	13,920	-26,911	38,890	35,364	47,339	-4,277
local government.....	-295	-98	-365	-391	-320	-91	-610	-120
other residents.....	20,462	-6,248	981	-1,139	22,113	4,269	3,480	3,702
rest of the world.....	17,746	29,044	12,809	5,503	18,203	25,811	26,889	14,453
Derivates and employee stock options..	4	62	791	1,129	1,952	-134	-46	1,195
Short-term loans, of.....	15,298	52,304	33,570	-13,944	1,760	22,642	8,059	-15,772
MFIs.....	7,622	23,762	12,998	-4,345	-15,173	15,463	8,646	-24,800
other financial corporations.....	5,971	-677	2,072	-3,528	4,435	-4,023	420	-2,030
general government.....
other residents.....	-50	118	-11	381	422	95	123	547
rest of the world.....	1,754	29,102	18,511	-6,452	12,076	11,106	-1,129	10,510
Medium and long-term loans, of.....	11,815	-20,041	18,297	2,864	31,962	-16,136	-14,854	-6,108
MFIs.....	516	-10,151	-478	12,919	1,953	-12,465	-21,847	-7,209
other financial corporations.....	11,040	-2,217	12,850	-2,223	10,931	-4,036	1,925	-348
general government.....	-1,947	-3,457	-1,289	-86	1,709	-383	541	-47
other residents.....	-2,052	-579	-1,087	-58	79	-291	701	1,883
rest of the world.....	4,258	-3,636	8,300	-7,688	17,289	1,038	3,826	-388
Shares and other equity, issued by.....	25,436	14,784	1,906	-15,333	-18,881	31,995	17,500	-9,293
residents.....	30,018	2,084	-6,607	-25,517	-25,965	25,947	12,458	-14,072
of which: listed shares.....	1,217	1,066	-887	-648	-65	35	-3,568	-3,310
rest of the world.....	-4,582	12,700	8,512	10,184	7,084	6,048	5,042	4,779
Mutual fund shares, issued by.....	24,182	8,204	7,288	-3,509	2,799	-1,698	-992	-8,292
residents.....	12,125	673	5,835	-487	5,717	1,002	7,179	584
rest of the world.....	12,057	7,531	1,453	-3,022	-2,918	-2,699	-8,171	-8,876
Insurance, pension and standardised guarantee schemes.....	8,369	4,559	4,589	2,124	1,364	-3,162	-5,511	-2,315
net equity of households.....	6,032	5,909	4,212	2,282	1,491	-4,467	-6,720	-4,576
other provisions.....	2,336	-1,350	377	-158	-127	1,305	1,209	2,261
Other accounts receivable/payable.....	58,012	-1,490	29,847	51,134	10,461	-28,360	-16,033	10,186
trade credits.....	39,332	4,980	11,718	-2,718	-7,678	-11,951	-891	757
other.....	18,680	-6,470	18,129	53,851	18,139	-16,409	-15,142	9,428
Total.....	246,491	197,184	61,582	14,263	-62,325	-35,113	-168,632	-50,897

'Statistics' series publications are available on the Bank of Italy's site:

<http://www.bancaditalia.it/statistiche/>

Requests for clarifications concerning data contained in this publication can be sent by e-mail to statistiche@bancaditalia.it

Publication not subject to registration pursuant to Article 3 bis of Law 103/2012