

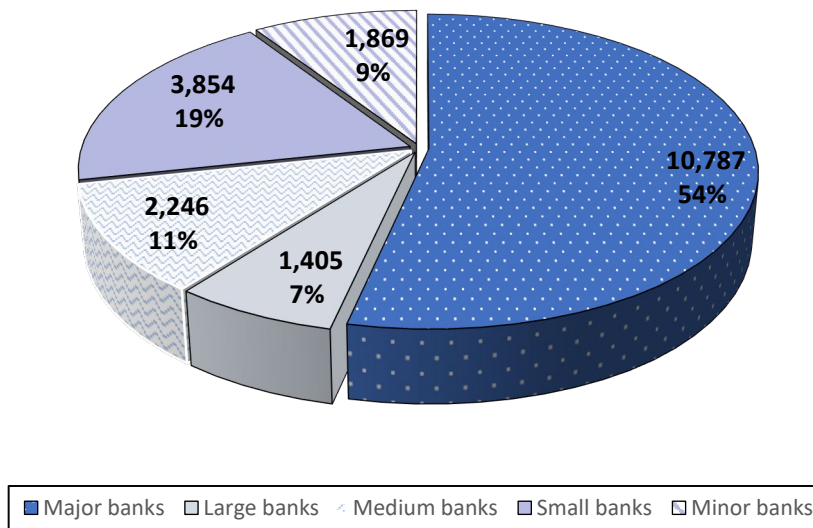
# Banks and Financial Institutions: Branch Network

29 March 2024

For further information: [statistiche@bancaditalia.it](mailto:statistiche@bancaditalia.it)  
[www.bancaditalia.it/pubblicazioni/banche-istfin/](http://www.bancaditalia.it/pubblicazioni/banche-istfin/)

**Figure 1**

**Number of branches by size of banks**  
(data as at 31 December 2023)

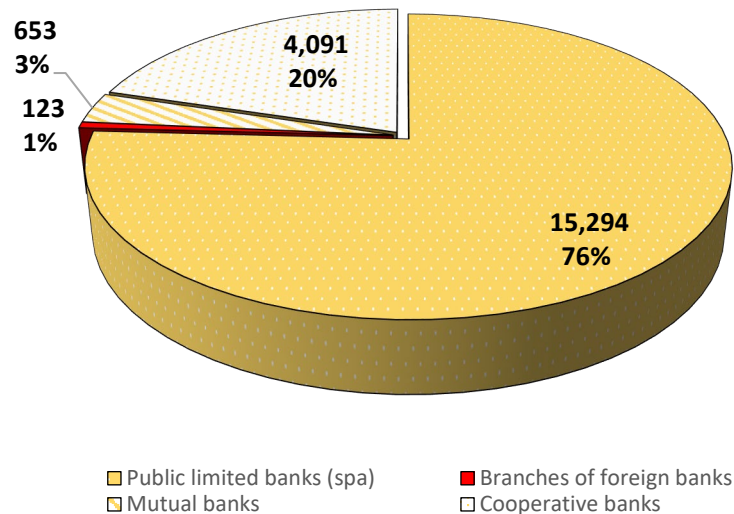


At the end of 2023 Italian banks and Italian subsidiaries of foreign banks operated 20,161 branches; 54% belonged to major banks.<sup>1</sup>

**Figure 2**

**Number of branches by institutional category of banks**  
(data as at 31 December 2023)

Looking at the breakdown by institutional category of banks as at 31 December 2023, public limited (SpA) banks operated more than 15,000 branches, or about 76 per cent of the national total, while mutual banks and cooperative banks accounted for 20 per cent and 3 per cent respectively.



(1) For further details on the classification of banks by size and institutional category see the 'Reporting entity' entry in the glossary provided in *Banks and Financial Institutions: Branch Network*, Bank of Italy, Statistics, [Methods and Sources: Methodological Notes](#).

Figure 3

**Number of bank branches by region**  
(data as at 31 December 2023)

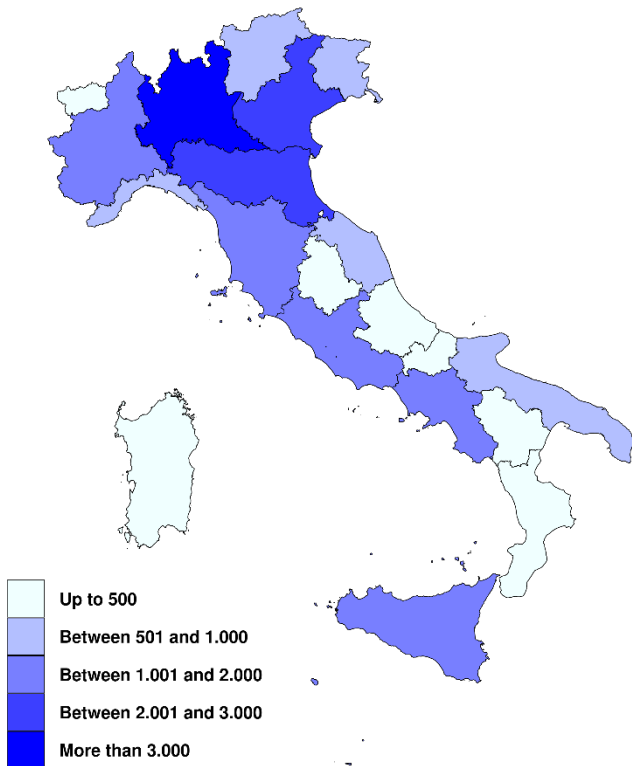
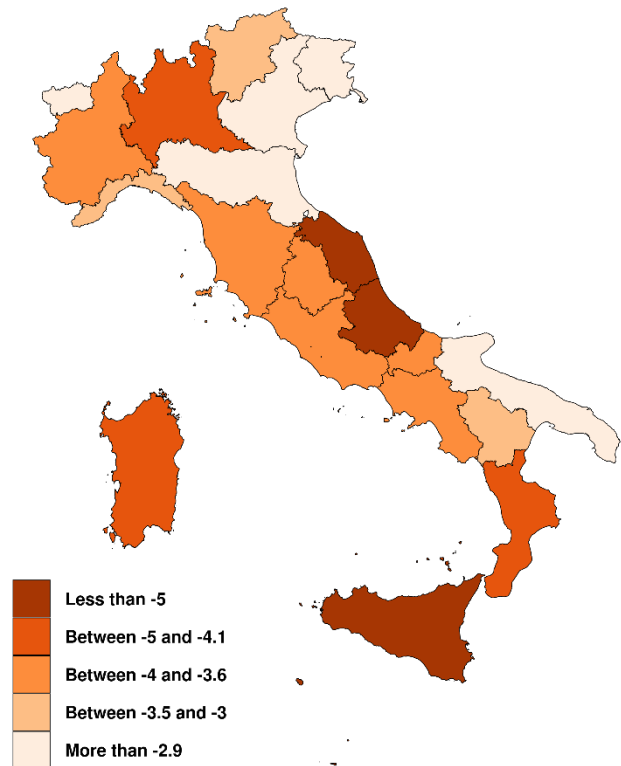


Figure 4

**Trend of bank branches by region between 2022 and 2023**  
(percentage change; data as at 31 December of each year)



The geographical distribution of bank branches in Italy at the end of 2023 shows a major presence in the North representing more than 57 per cent of the national total (40 per cent in Lombardy, Emilia-Romagna and Veneto). The number of branches located in the South and Island accounts for 22 per cent of the national total.

In 2023 the number of bank branches active in Italy decreased from 20,985 at end-2022 to 20,161 at end-2023, 824 fewer branches overall (-3.9 per cent). The reduction affected all the regions and was particularly marked in Marche, Abruzzo and Sicily.

## Notice to Users

The *Banks and Financial Institutions: Branch Network* report is the first of the three new stand-alone specialized publications which replaced the Statistical Bulletin over the course of 2017. The new report will be published yearly and contains data on the geographical distribution of the banking and financial system.

Compared with its predecessor, the new publication features additional tables and more information on bank branches.

The report comprises 11 tables (2 of which only in the [Statistical Database \(BDS\)](#)), presenting information that was in part already included in the tables in 'Section A - Structural Information' of the Statistical Bulletin.

A more detailed description of the content of the report and of the sources used is provided in *Banks and Financial Institutions: Branch Network*, Bank of Italy, Publications, [Methods and Sources: Methodological Notes](#).

The data on the number of branches provided in the report on *Banks and Financial Institutions: Branch Network* differ from those published at a given moment in the Supervisory Registers and Lists, because the latter are continuously updated while the data in the BDS are static. To download the full list of Italian bank branches for a given period, log on to the [Supervisory Registers and Lists](#) web page and click on 'Branches'. For the most recent list, click on 'Download Page'.

For the conversion between the old and new coding of the tables, see [Banks and Financial Institutions: Branch Network - new codes](#).

To facilitate the correct identification and interpretation of the tables, a map of the concepts illustrated in the report may be downloaded using the following [link](#).

\* \* \*

## Key to symbols and information in the index

The following information is provided for each table (from left to right):

**Frequency:**                      **A**    Annual

**Source:**                              **SR**    supervisory reports  
    **SRL**    Supervisory Registers and Lists

**Description of the table**

**Identification code of the table**

**Page in which the table is reproduced in this report**

## Notice to readers

---

I. Symbols:

- the phenomenon does not exist, or it exists and data are collected but no cases were recorded
- .... the phenomenon exists but no data are available
- .. the data are known but the value is below the minimum considered significant
- == the data are confidential
- :: the data are not statistically significant

The thin lines separating the data in the tables serve the sole purpose of making consultation easier.

- II. The intervals for the classification by size include the lower limit but exclude the upper limit.
- III. The source must be cited in any use or dissemination of the information contained in the publications. The Bank of Italy is not responsible for any errors of interpretation or mistaken conclusions drawn on the basis of the information published.
- IV. The row and column totals of some tables may not tally with the sum of the entries because they include data that cannot be allocated.
- V. A brief description of the methodology, the main statistical sources and the revisions to methodology concerning the data provided in this report is available in '*Banks and Financial Institutions: Branch Network*', Bank of Italy, Publications, [Methods and Sources: Methodological Notes](#).

## Banks and Financial Institutions: branch network

<i>Periodicity</i>			<i>Access to data:</i>
A	SRL - SR	<b>Banks, branches and employees</b> by geographical area	p. 7
A	SRL	<b>Banks and branches</b> by province and institutional category of banks	<a href="#">TDB20207</a> p. 8
A	SRL	<b>Banks and branches</b> by province and size of banks	<a href="#">TDB20212</a> p. 18
A	SR	<b>Bank branches per 100,000 inhabitants</b> by province	<a href="#">TDB20220</a> p. 28
A	SR	<b>Employees</b> by geographical area and institutional category of banks	<a href="#">TDB10222</a> p. 33
A	SR	<b>Employees</b> by geographical area and size of banks	<a href="#">TDB10225</a> p. 34
A	SR	<b>Employees</b> by province	<a href="#">TDB10227</a> p. 35
A	SRL	<b>Securities firms</b> by authorized activities	<a href="#">TDB20210</a> p. 40
A	SRL	<b>Open-end securities investment funds</b> by operational specialization	<a href="#">TDB20225</a> p. 41
A	SR	<b>Financial intermediaries, payment Institutions and ELMI</b> by prevalent activity	<a href="#">TDB20230</a> p. 42
<i>Tables distributed on the "BDS on-line statistical database" only</i>			
A	SRL	<b>Branches</b> by municipality	<a href="#">TDB10195</a>
A	SRL	<b>Banks and financial institutions</b> by province and membership in the largest groups	<a href="#">TDB20217</a>

## Banks and financial institutions: branch network

### Banks, branches and employees

by geographical area

(numbers in units)

	ITALY			North West Italy			North East Italy		
	Banks	Branches	Employees	Banks	Branches	Employees	Banks	Branches	Employees
31/12/2023	428	20,161	261,425	156	6,145	110,257	115	5,430	64,552
31/12/2022	438	20,985	264,287	155	6,437	110,281	117	5,585	65,333
31/12/2021	456	21,650	269,779	161	6,672	111,924	122	5,720	64,427
31/12/2020	474	23,480	275,433	167	7,314	111,992	127	6,109	65,437
31/12/2019	488	24,312	282,129	169	7,551	115,024	133	6,355	66,434
31/12/2018	505	25,409	278,152	169	7,864	109,104	142	6,614	67,006
31/12/2017	538	27,374	286,222	171	8,543	112,248	159	7,173	68,202
31/12/2016	604	29,027	299,645	186	9,086	113,607	192	7,622	73,181
31/12/2015	643	30,258	302,721	189	9,401	113,600	203	8,037	75,066
31/12/2014	664	30,740	303,595	193	9,450	111,033	210	8,301	76,913

	Central Italy			South Italy			Islands		
	Banks	Branches	Employees	Banks	Branches	Employees	Banks	Branches	Employees
31/12/2023	83	4,138	48,938	55	2,939	25,374	19	1,509	12,309
31/12/2022	87	4,327	49,983	59	3,051	26,092	20	1,585	12,602
31/12/2021	87	4,496	53,216	64	3,132	27,501	22	1,630	12,717
31/12/2020	89	4,935	56,037	69	3,423	28,617	22	1,699	13,356
31/12/2019	91	5,092	56,979	69	3,541	29,503	26	1,773	14,194
31/12/2018	96	5,367	57,112	71	3,735	30,439	27	1,829	14,497
31/12/2017	103	5,749	58,351	75	3,925	32,149	30	1,984	15,277
31/12/2016	117	6,145	62,651	77	4,076	33,675	32	2,098	16,534
31/12/2015	131	6,396	63,264	87	4,198	34,069	33	2,226	16,726
31/12/2014	140	6,492	63,940	87	4,262	34,737	34	2,235	16,958

**Note** : The geographical areas are defined as follows: North West (Piedmont, Valle d'Aosta, Liguria and Lombardy), North East (Trentino-Alto Adige, Veneto, Friuli Venezia Giulia and Emilia Romagna), Centre (Tuscany, Marche, Umbria and Lazio), South (Abruzzo, Molise, Campania, Apulia, Basilicata and Calabria), and Islands (Sicily and Sardinia).

Source: supervisory Registers and Lists and supervisory reports

## Banks and financial institutions: branch network

Access to data:

[TDB20207](#)

### Banks and branches

#### by province and institutional category of banks

(numbers in units)

	Total				Public limited banks (spa)				Cooperative banks			
	Banks		Branches		Banks		Branches		Banks		Branches	
	2023	2022	2023	2022	2023	2022	2023	2022	2023	2022	2023	2022
<b>ITALY</b>	<b>428</b>	<b>438</b>	<b>20,161</b>	<b>20,985</b>	<b>110</b>	<b>115</b>	<b>15,294</b>	<b>16,109</b>	<b>17</b>	<b>18</b>	<b>653</b>	<b>655</b>
<b>North West Italy</b>												
<b>Piedmont</b>	<b>28</b>	<b>27</b>	<b>1,626</b>	<b>1,694</b>	<b>17</b>	<b>16</b>	<b>1,415</b>	<b>1,489</b>	-	-	<b>5</b>	<b>4</b>
Turin	13	12	660	694	10	9	588	626	-	-	2	2
Vercelli	-	-	87	87	-	-	86	86	-	-	1	1
Novara	-	-	111	120	-	-	111	120	-	-	-	-
Cuneo	11	11	360	373	3	3	241	254	-	-	-	-
Asti	1	1	116	117	1	1	104	105	-	-	1	1
Alessandria	-	-	144	150	-	-	140	147	-	-	1	-
Biella	3	3	91	94	3	3	91	94	-	-	-	-
Verbano-Cusio-Ossola	-	-	57	59	-	-	54	57	-	-	-	-
<b>Valle d'Aosta</b>	<b>1</b>	<b>1</b>	<b>67</b>	<b>68</b>	-	-	<b>52</b>	<b>53</b>	-	-	-	-
<b>Lombardy</b>	<b>126</b>	<b>126</b>	<b>3,891</b>	<b>4,094</b>	<b>32</b>	<b>33</b>	<b>3,018</b>	<b>3,224</b>	<b>1</b>	<b>1</b>	<b>75</b>	<b>73</b>
Milan	96	96	1,072	1,129	27	28	908	969	-	-	7	7
Varese	-	-	254	275	-	-	241	263	-	-	1	1
Como	3	3	237	252	-	-	192	208	-	-	-	-
Sondrio	1	1	110	119	1	1	108	117	-	-	-	-
Bergamo	5	5	428	461	-	-	308	340	-	-	2	2
Brescia	11	11	642	661	3	3	373	391	1	1	49	49
Pavia	-	-	192	205	-	-	169	184	-	-	5	3
Cremona	2	2	183	189	-	-	116	122	-	-	2	2
Mantua	1	1	228	231	-	-	182	186	-	-	4	4
Lecco	1	1	164	171	-	-	138	145	-	-	-	-
Lodi	2	2	95	103	-	-	59	63	-	-	3	3
Monza e della Brianza	4	4	286	298	1	1	224	236	-	-	2	2
<b>Liguria</b>	<b>1</b>	<b>1</b>	<b>561</b>	<b>581</b>	<b>1</b>	<b>1</b>	<b>532</b>	<b>554</b>	-	-	<b>2</b>	<b>2</b>
Genoa	1	1	296	304	1	1	290	299	-	-	2	2
Imperia	-	-	73	76	-	-	63	66	-	-	-	-
Savona	-	-	103	106	-	-	94	98	-	-	-	-
La Spezia	-	-	89	95	-	-	85	91	-	-	-	-

**Nota:** The geographical breakdown refers to the location of bank's headquarter.

Source: supervisory Registers and Lists



## Banks and financial institutions: branch network

### Banks and branches

by province and institutional category of banks

(numbers in units)

	Mutual banks				Branches of foreign banks				Municipalities served by banks	
	Banks		Branches		Banks		Branches			
	2023	2022	2023	2022	2023	2022	2023	2022	2023	2022
<b>ITALY</b>	<b>222</b>	<b>226</b>	<b>4,091</b>	<b>4,097</b>	<b>79</b>	<b>79</b>	<b>123</b>	<b>124</b>	<b>4,651</b>	<b>4,785</b>
<b>North West Italy</b>										
<b>Piedmont</b>	<b>8</b>	<b>8</b>	<b>197</b>	<b>192</b>	<b>3</b>	<b>3</b>	<b>9</b>	<b>9</b>	<b>440</b>	<b>459</b>
Turin	-	-	61	57	3	3	9	9	117	122
Vercelli	-	-	-	-	-	-	-	-	31	31
Novara	-	-	-	-	-	-	-	-	33	37
Cuneo	8	8	119	119	-	-	-	-	114	118
Asti	-	-	11	11	-	-	-	-	48	49
Alessandria	-	-	3	3	-	-	-	-	45	49
Biella	-	-	-	-	-	-	-	-	34	34
Verbano-Cusio-Ossola	-	-	3	2	-	-	-	-	18	19
<b>Valle d'Aosta</b>	<b>1</b>	<b>1</b>	<b>15</b>	<b>15</b>	<b>-</b>	<b>-</b>	<b>-</b>	<b>-</b>	<b>24</b>	<b>24</b>
<b>Lombardy</b>	<b>27</b>	<b>27</b>	<b>723</b>	<b>723</b>	<b>66</b>	<b>65</b>	<b>75</b>	<b>74</b>	<b>977</b>	<b>1,010</b>
Milan	3	3	85	82	66	65	72	71	118	118
Varese	-	-	12	11	-	-	-	-	69	76
Como	3	3	45	44	-	-	-	-	93	96
Sondrio	-	-	2	2	-	-	-	-	47	48
Bergamo	5	5	117	118	-	-	1	1	145	154
Brescia	7	7	218	219	-	-	2	2	171	174
Pavia	-	-	18	18	-	-	-	-	60	63
Cremona	2	2	65	65	-	-	-	-	69	71
Mantua	1	1	42	41	-	-	-	-	62	62
Lecco	1	1	26	26	-	-	-	-	56	58
Lodi	2	2	33	37	-	-	-	-	36	38
Monza e della Brianza	3	3	60	60	-	-	-	-	51	52
<b>Liguria</b>	<b>-</b>	<b>-</b>	<b>27</b>	<b>25</b>	<b>-</b>	<b>-</b>	<b>-</b>	<b>-</b>	<b>105</b>	<b>109</b>
Genoa	-	-	4	3	-	-	-	-	41	42
Imperia	-	-	10	10	-	-	-	-	14	17
Savona	-	-	9	8	-	-	-	-	26	26
La Spezia	-	-	4	4	-	-	-	-	24	24

## Banks and financial institutions: branch network

### Banks and branches

by province and institutional category of banks

(numbers in units)

Total				Public limited banks (spa)				Cooperative banks			
Banks		Branches		Banks		Branches		Banks		Branches	
2023	2022	2023	2022	2023	2022	2023	2022	2023	2022	2023	2022

#### North East Italy

<b>Trentino-Alto Adige</b>	<b>62</b>	<b>62</b>	<b>671</b>	<b>693</b>	<b>7</b>	<b>7</b>	<b>260</b>	<b>269</b>	-	-	<b>1</b>	<b>2</b>
Trento	14	14	344	365	2	2	110	118	-	-	1	2
Bolzano/Bozen	<b>48</b>	<b>48</b>	<b>327</b>	<b>328</b>	<b>5</b>	<b>5</b>	<b>150</b>	<b>151</b>	-	-	-	-
<b>Veneto</b>	<b>19</b>	<b>19</b>	<b>2,073</b>	<b>2,136</b>	<b>4</b>	<b>4</b>	<b>1,424</b>	<b>1,494</b>	<b>1</b>	<b>1</b>	<b>17</b>	<b>17</b>
Venice	1	1	316	324	1	1	233	241	-	-	-	-
Verona	3	3	437	446	1	1	317	329	-	-	9	9
Vicenza	5	5	379	393	-	-	244	259	-	-	3	3
Belluno	1	1	108	108	-	-	81	82	-	-	-	-
Treviso	4	4	358	367	1	1	231	242	-	-	2	2
Padova	4	4	379	396	1	1	261	280	1	1	3	3
Rovigo	<b>1</b>	<b>1</b>	<b>96</b>	<b>102</b>	-	-	<b>57</b>	<b>61</b>	-	-	-	-
<b>Friuli Venezia Giulia</b>	<b>11</b>	<b>12</b>	<b>573</b>	<b>585</b>	<b>3</b>	<b>3</b>	<b>350</b>	<b>364</b>	-	-	<b>1</b>	<b>1</b>
Trieste	2	2	82	80	1	1	59	57	-	-	1	1
Udine	5	6	290	305	2	2	178	192	-	-	-	-
Gorizia	2	2	61	60	-	-	27	27	-	-	-	-
Pordenone	<b>2</b>	<b>2</b>	<b>140</b>	<b>140</b>	-	-	<b>86</b>	<b>88</b>	-	-	-	-
<b>Emilia Romegna</b>	<b>23</b>	<b>24</b>	<b>2,113</b>	<b>2,171</b>	<b>9</b>	<b>10</b>	<b>1,645</b>	<b>1,704</b>	<b>2</b>	<b>2</b>	<b>67</b>	<b>65</b>
Bologna	5	5	491	504	1	1	365	381	-	-	3	3
Piacenza	1	1	152	159	-	-	98	105	1	1	42	42
Parma	1	1	207	216	1	1	189	198	-	-	3	3
Reggio nell'Emilia	4	4	261	259	4	4	219	218	-	-	4	3
Modena	2	2	283	289	1	1	254	262	1	1	14	13
Ferrara	1	1	130	129	-	-	111	110	-	-	-	-
Ravenna	3	3	217	225	1	1	174	180	-	-	-	-
Forlì-Cesena	3	3	197	208	1	1	126	134	-	-	1	1
Rimini	3	4	175	182	-	1	109	116	-	-	-	-

## Banks and financial institutions: branch network

### Banks and branches

by province and institutional category of banks

(numbers in units)

Mutual banks				Branches of foreign banks				Municipalities served by banks	
Banks		Branches		Banks		Branches			
2023	2022	2023	2022	2023	2022	2023	2022	2023	2022

#### North East Italy

<b>Trentino-Alto Adige</b>	<b>53</b>	<b>53</b>	<b>407</b>	<b>419</b>	<b>2</b>	<b>2</b>	<b>3</b>	<b>3</b>	<b>251</b>	<b>255</b>
Trento	12	12	232	244	-	-	1	1	143	146
Bolzano/Bozen	41	41	175	175	2	2	2	2	108	109
<b>Veneto</b>	<b>14</b>	<b>14</b>	<b>624</b>	<b>617</b>	<b>-</b>	<b>-</b>	<b>8</b>	<b>8</b>	<b>460</b>	<b>468</b>
Venice	-	-	83	83	-	-	-	-	43	44
Verona	2	2	109	106	-	-	2	2	84	86
Vicenza	5	5	132	131	-	-	-	-	94	95
Belluno	1	1	27	26	-	-	-	-	32	32
Treviso	3	3	124	122	-	-	1	1	84	86
Padova	2	2	110	108	-	-	5	5	91	92
Rovigo	1	1	39	41	-	-	-	-	32	33
<b>Friuli Venezia Giulia</b>	<b>8</b>	<b>9</b>	<b>222</b>	<b>220</b>	<b>-</b>	<b>-</b>	<b>-</b>	<b>-</b>	<b>149</b>	<b>153</b>
Trieste	1	1	22	22	-	-	-	-	4	4
Udine	3	4	112	113	-	-	-	-	93	97
Gorizia	2	2	34	33	-	-	-	-	18	18
Pordenone	2	2	54	52	-	-	-	-	34	34
<b>Emilia Romagna</b>	<b>11</b>	<b>11</b>	<b>393</b>	<b>394</b>	<b>1</b>	<b>1</b>	<b>8</b>	<b>8</b>	<b>313</b>	<b>314</b>
Bologna	3	3	118	115	1	1	5	5	53	53
Piacenza	-	-	12	12	-	-	-	-	39	39
Parma	-	-	15	15	-	-	-	-	46	46
Reggio nell'Emilia	-	-	38	38	-	-	-	-	42	42
Modena	-	-	12	11	-	-	3	3	45	45
Ferrara	1	1	19	19	-	-	-	-	23	23
Ravenna	2	2	43	45	-	-	-	-	18	18
Forlì-Cesena	2	2	70	73	-	-	-	-	27	28
Rimini	3	3	66	66	-	-	-	-	20	20

## Banks and financial institutions: branch network

### Banks and branches

by province and institutional category of banks

(numbers in units)

Total				Public limited banks (spa)				Cooperative banks			
Banks		Branches		Banks		Branches		Banks		Branches	
2023	2022	2023	2022	2023	2022	2023	2022	2023	2022	2023	2022

#### Central Italy

<b>Tuscany</b>	<b>21</b>	<b>23</b>	<b>1,512</b>	<b>1,572</b>	<b>6</b>	<b>8</b>	<b>1,200</b>	<b>1,257</b>	<b>2</b>	<b>2</b>	<b>27</b>	<b>27</b>
Florence	7	8	397	409	3	4	333	345	-	-	3	3
Massa-Carrara	-	-	70	76	-	-	68	74	-	-	-	-
Lucca	2	2	161	168	1	1	137	144	-	-	-	-
Pistoia	2	2	95	104	-	-	65	73	-	-	-	-
Livorno	2	2	137	142	-	-	111	116	-	-	-	-
Pisa	3	3	201	206	1	1	155	161	1	1	16	16
Arezzo	3	3	137	144	-	-	100	107	1	1	8	8
Siena	1	2	137	139	1	2	97	97	-	-	-	-
Grosseto	1	1	110	116	-	-	79	84	-	-	-	-
Prato	-	-	67	68	-	-	55	56	-	-	-	-
<b>Umbria</b>	<b>3</b>	<b>3</b>	<b>329</b>	<b>342</b>	<b>1</b>	<b>1</b>	<b>273</b>	<b>287</b>	<b>-</b>	<b>-</b>	<b>3</b>	<b>3</b>
Perugia	2	2	253	262	-	-	207	215	-	-	3	3
Terni	1	1	76	80	1	1	66	72	-	-	-	-
<b>Marche</b>	<b>15</b>	<b>15</b>	<b>633</b>	<b>680</b>	<b>2</b>	<b>2</b>	<b>439</b>	<b>486</b>	<b>-</b>	<b>-</b>	<b>3</b>	<b>3</b>
Ancona	4	4	186	197	-	-	124	136	-	-	2	2
Pesaro e Urbino	4	4	159	175	-	-	96	112	-	-	-	-
Macerata	4	4	129	137	1	1	96	104	-	-	-	-
Ascoli Piceno	2	2	91	96	-	-	66	70	-	-	1	1
Fermo	1	1	68	75	1	1	57	64	-	-	-	-
<b>Lazio</b>	<b>44</b>	<b>46</b>	<b>1,664</b>	<b>1,733</b>	<b>20</b>	<b>21</b>	<b>1,296</b>	<b>1,360</b>	<b>5</b>	<b>5</b>	<b>77</b>	<b>77</b>
Rome	36	38	1,225	1,275	20	21	1,018	1,065	2	2	17	18
Viterbo	1	1	120	129	-	-	76	83	-	-	-	-
Rieti	-	-	44	45	-	-	36	37	-	-	-	-
Latina	3	3	139	144	-	-	91	97	1	1	21	20
Frosinone	4	4	136	140	-	-	75	78	2	2	39	39

## Banks and financial institutions: branch network

### Banks and branches

by province and institutional category of banks

(numbers in units)

Mutual banks				Branches of foreign banks				Municipalities served by banks	
Banks		Branches		Banks		Branches			
2023	2022	2023	2022	2023	2022	2023	2022	2023	2022

#### Central Italy

<b>Tuscany</b>	<b>13</b>	<b>13</b>	<b>284</b>	<b>287</b>	-	-	<b>1</b>	<b>1</b>	<b>252</b>	<b>252</b>
Florence	4	4	60	60	-	-	1	1	40	40
Massa-Carrara	-	-	2	2	-	-	-	-	15	15
Lucca	1	1	24	24	-	-	-	-	22	22
Pistoia	2	2	30	31	-	-	-	-	21	21
Livorno	2	2	26	26	-	-	-	-	18	18
Pisa	1	1	30	29	-	-	-	-	37	37
Arezzo	2	2	29	29	-	-	-	-	30	30
Siena	-	-	40	42	-	-	-	-	35	35
Grosseto	1	1	31	32	-	-	-	-	28	28
Prato	-	-	12	12	-	-	-	-	6	6
<b>Umbria</b>	<b>2</b>	<b>2</b>	<b>53</b>	<b>52</b>	-	-	-	-	<b>63</b>	<b>66</b>
Perugia	2	2	43	44	-	-	-	-	42	43
Terni	-	-	10	8	-	-	-	-	21	23
<b>Marche</b>	<b>13</b>	<b>13</b>	<b>191</b>	<b>191</b>	-	-	-	-	<b>155</b>	<b>166</b>
Ancona	4	4	60	59	-	-	-	-	36	40
Pesaro e Urbino	4	4	63	63	-	-	-	-	38	40
Macerata	3	3	33	33	-	-	-	-	35	37
Ascoli Piceno	2	2	24	25	-	-	-	-	24	26
Fermo	-	-	11	11	-	-	-	-	22	23
<b>Lazio</b>	<b>12</b>	<b>12</b>	<b>274</b>	<b>277</b>	<b>7</b>	<b>8</b>	<b>17</b>	<b>19</b>	<b>190</b>	<b>192</b>
Rome	7	7	173	173	7	8	17	19	70	70
Viterbo	1	1	44	46	-	-	-	-	38	39
Rieti	-	-	8	8	-	-	-	-	17	18
Latina	2	2	27	27	-	-	-	-	24	24
Frosinone	2	2	22	23	-	-	-	-	41	41

## Banks and financial institutions: branch network

### Banks and branches

by province and institutional category of banks

(numbers in units)

Total				Public limited banks (spa)				Cooperative banks			
Banks		Branches		Banks		Branches		Banks		Branches	
2023	2022	2023	2022	2023	2022	2023	2022	2023	2022	2023	2022

#### Southern Italy

<b>Abruzzo</b>	<b>7</b>	<b>7</b>	<b>407</b>	<b>429</b>	-	-	<b>294</b>	<b>314</b>	-	-	<b>24</b>	<b>24</b>
L'Aquila	1	1	89	93	-	-	66	70	-	-	-	-
Teramo	3	3	107	114	-	-	80	86	-	-	1	1
Pescara	1	1	100	105	-	-	76	80	-	-	2	2
Chieti	2	2	111	117	-	-	72	78	-	-	21	21
<b>Molise</b>	<b>2</b>	<b>2</b>	<b>78</b>	<b>81</b>	-	-	<b>51</b>	<b>54</b>	<b>1</b>	<b>1</b>	<b>11</b>	<b>11</b>
Campobasso	2	2	59	62	-	-	39	42	1	1	7	7
Isernia	-	-	19	19	-	-	12	12	-	-	4	4
<b>Campania</b>	<b>15</b>	<b>18</b>	<b>1,040</b>	<b>1,083</b>	<b>4</b>	<b>5</b>	<b>814</b>	<b>859</b>	<b>1</b>	<b>2</b>	<b>76</b>	<b>76</b>
Naples	6	8	499	522	4	5	442	466	1	2	46	46
Caserta	1	1	126	132	-	-	110	116	-	-	9	9
Benevento	1	1	62	64	-	-	41	43	-	-	9	9
Avellino	1	1	87	91	-	-	61	65	-	-	4	4
Salerno	6	7	266	274	-	-	160	169	-	-	8	8
<b>Apulia</b>	<b>24</b>	<b>25</b>	<b>934</b>	<b>958</b>	<b>1</b>	<b>1</b>	<b>649</b>	<b>668</b>	<b>2</b>	<b>2</b>	<b>141</b>	<b>148</b>
Bari	12	12	314	319	1	1	217	222	1	1	36	37
Foggia	1	1	136	143	-	-	112	118	-	-	12	13
Taranto	3	4	116	120	-	-	72	75	-	-	18	19
Brindisi	2	2	89	90	-	-	58	59	-	-	17	17
Lecce	3	3	190	198	-	-	123	127	1	1	49	53
Barletta-Andria-Trani	3	3	89	88	-	-	67	67	-	-	9	9
<b>Basilicata</b>	<b>2</b>	<b>2</b>	<b>166</b>	<b>172</b>	-	-	<b>113</b>	<b>117</b>	-	-	<b>13</b>	<b>13</b>
Potenza	2	2	112	118	-	-	80	83	-	-	5	5
Matera	-	-	54	54	-	-	33	34	-	-	8	8
<b>Calabria</b>	<b>5</b>	<b>5</b>	<b>314</b>	<b>328</b>	-	-	<b>239</b>	<b>253</b>	-	-	<b>3</b>	<b>3</b>
Catanzaro	3	3	70	75	-	-	50	55	-	-	-	-
Cosenza	2	2	119	125	-	-	84	90	-	-	-	-
Reggio di Calabria	-	-	79	80	-	-	73	74	-	-	-	-
Crotone	-	-	22	24	-	-	17	19	-	-	-	-
Vibo Valentia	-	-	24	24	-	-	15	15	-	-	3	3

## Banks and financial institutions: branch network

### Banks and branches

by province and institutional category of banks

(numbers in units)

Mutual banks				Branches of foreign banks				Municipalities served by banks	
Banks		Branches		Banks		Branches			
2023	2022	2023	2022	2023	2022	2023	2022	2023	2022

#### Southern Italy

<b>Abruzzo</b>	<b>7</b>	<b>7</b>	<b>89</b>	<b>91</b>	-	-	-	-	<b>119</b>	<b>126</b>
L'Aquila	1	1	23	23	-	-	-	-	29	31
Teramo	3	3	26	27	-	-	-	-	30	32
Pescara	1	1	22	23	-	-	-	-	24	25
Chieti	2	2	18	18	-	-	-	-	36	38
<b>Molise</b>	<b>1</b>	<b>1</b>	<b>16</b>	<b>16</b>	-	-	-	-	<b>24</b>	<b>24</b>
Campobasso	1	1	13	13	-	-	-	-	18	18
Isernia	-	-	3	3	-	-	-	-	6	6
<b>Campania</b>	<b>10</b>	<b>11</b>	<b>148</b>	<b>146</b>	-	-	<b>2</b>	<b>2</b>	<b>255</b>	<b>261</b>
Naples	1	1	9	8	-	-	2	2	67	70
Caserta	1	1	7	7	-	-	-	-	44	44
Benevento	1	1	12	12	-	-	-	-	27	28
Avellino	1	1	22	22	-	-	-	-	34	35
Salerno	6	7	98	97	-	-	-	-	83	84
<b>Apulia</b>	<b>21</b>	<b>22</b>	<b>144</b>	<b>142</b>	-	-	-	-	<b>196</b>	<b>200</b>
Bari	10	10	61	60	-	-	-	-	39	39
Foggia	1	1	12	12	-	-	-	-	35	37
Taranto	3	4	26	26	-	-	-	-	24	24
Brindisi	2	2	14	14	-	-	-	-	20	20
Lecce	2	2	18	18	-	-	-	-	68	70
Barletta-Andria-Trani	3	3	13	12	-	-	-	-	10	10
<b>Basilicata</b>	<b>2</b>	<b>2</b>	<b>40</b>	<b>42</b>	-	-	-	-	<b>69</b>	<b>73</b>
Potenza	2	2	27	30	-	-	-	-	49	53
Matera	-	-	13	12	-	-	-	-	20	20
<b>Calabria</b>	<b>5</b>	<b>5</b>	<b>72</b>	<b>72</b>	-	-	-	-	<b>110</b>	<b>119</b>
Catanzaro	3	3	20	20	-	-	-	-	23	26
Cosenza	2	2	35	35	-	-	-	-	40	44
Reggio di Calabria	-	-	6	6	-	-	-	-	26	26
Crotone	-	-	5	5	-	-	-	-	11	13
Vibo Valentia	-	-	6	6	-	-	-	-	10	10

## Banks and financial institutions: branch network

### Banks and branches

by province and institutional category of banks

(numbers in units)

Total				Public limited banks (spa)				Cooperative banks			
Banks		Branches		Banks		Branches		Banks		Branches	
2023	2022	2023	2022	2023	2022	2023	2022	2023	2022	2023	2022

#### Islands

<b>Sicily</b>	<b>15</b>	<b>16</b>	<b>1,042</b>	<b>1,098</b>	<b>1</b>	<b>1</b>	<b>776</b>	<b>828</b>	<b>2</b>	<b>2</b>	<b>106</b>	<b>105</b>
Palermo	4	4	234	255	-	-	190	211	1	1	8	7
Trapani	1	1	96	98	-	-	80	82	-	-	-	-
Messina	2	2	126	132	1	1	101	107	-	-	9	9
Agrigento	2	2	105	108	-	-	71	73	-	-	13	13
Caltanissetta	3	3	60	63	-	-	33	34	-	-	3	3
Enna	1	1	44	47	-	-	29	31	-	-	2	2
Catania	-	1	212	223	-	-	167	178	-	-	27	27
Ragusa	1	1	81	85	-	-	47	51	1	1	28	28
Syracuse	<b>1</b>	<b>1</b>	<b>84</b>	<b>87</b>	-	-	<b>58</b>	<b>61</b>	-	-	<b>16</b>	<b>16</b>
<b>Sardinia</b>	<b>4</b>	<b>4</b>	<b>467</b>	<b>487</b>	<b>2</b>	<b>2</b>	<b>454</b>	<b>475</b>	-	-	<b>1</b>	<b>1</b>
Cagliari	1	1	86	91	-	-	83	88	-	-	-	-
Sassari	2	2	144	153	2	2	143	152	-	-	1	1
Nuoro	-	-	76	79	-	-	76	79	-	-	-	-
Oristano	1	1	59	62	-	-	52	55	-	-	-	-
South Sardinia	-	-	102	102	-	-	100	101	-	-	-	-



## Banks and financial institutions: branch network

### Banks and branches

by province and institutional category of banks

(numbers in units)

Mutual banks				Branches of foreign banks				Municipalities served by banks	
Banks		Branches		Banks		Branches			
2023	2022	2023	2022	2023	2022	2023	2022	2023	2022

<b>Islands</b>										
<b>Sicily</b>	<b>12</b>	<b>13</b>	<b>160</b>	<b>165</b>	-	-	-	-	<b>244</b>	<b>253</b>
Palermo	3	3	36	37	-	-	-	-	52	56
Trapani	1	1	16	16	-	-	-	-	19	20
Messina	1	1	16	16	-	-	-	-	38	40
Agrigento	2	2	21	22	-	-	-	-	30	30
Caltanissetta	3	3	24	26	-	-	-	-	17	18
Enna	1	1	13	14	-	-	-	-	15	15
Catania	-	1	18	18	-	-	-	-	44	45
Ragusa	-	-	6	6	-	-	-	-	12	12
Syracuse	1	1	10	10	-	-	-	-	17	17
<b>Sardinia</b>	<b>2</b>	<b>2</b>	<b>12</b>	<b>11</b>	-	-	-	-	<b>255</b>	<b>261</b>
Cagliari	1	1	3	3	-	-	-	-	16	16
Sassari	-	-	-	-	-	-	-	-	69	71
Nuoro	-	-	-	-	-	-	-	-	57	57
Oristano	1	1	7	7	-	-	-	-	39	42
South Sardinia	-	-	2	1	-	-	-	-	74	75

## Banks and financial institutions: branch network

Access to data:

[TDB20212](#)

### Banks and branches by province and size of banks

(numbers in units)

	Total				Major banks				Large banks			
	Banks		Branches		Banks		Branches		Banks		Branches	
	2023	2022	2023	2022	2023	2022	2023	2022	2023	2022	2023	2022
<b>ITALY</b>	<b>428</b>	<b>438</b>	<b>20,161</b>	<b>20,985</b>	<b>8</b>	<b>8</b>	<b>10,787</b>	<b>11,602</b>	<b>11</b>	<b>12</b>	<b>1,405</b>	<b>1,458</b>
<b>North West Italy</b>												
<b>Piedmont</b>	<b>28</b>	<b>27</b>	<b>1,626</b>	<b>1,694</b>	<b>1</b>	<b>1</b>	<b>847</b>	<b>916</b>	-	-	<b>62</b>	<b>66</b>
Turin	13	12	660	694	1	1	369	404	-	-	23	25
Vercelli	-	-	87	87	-	-	41	41	-	-	3	3
Novara	-	-	111	120	-	-	88	95	-	-	6	6
Cuneo	11	11	360	373	-	-	156	170	-	-	10	10
Asti	1	1	116	117	-	-	33	34	-	-	3	3
Alessandria	-	-	144	150	-	-	99	106	-	-	7	9
Biella	3	3	91	94	-	-	17	19	-	-	4	4
Verbano-Cusio-Ossola	-	-	<b>57</b>	<b>59</b>	-	-	<b>44</b>	<b>47</b>	-	-	<b>6</b>	<b>6</b>
<b>Valle d'Aosta</b>	<b>1</b>	<b>1</b>	<b>67</b>	<b>68</b>	-	-	<b>36</b>	<b>37</b>	-	-	<b>3</b>	<b>3</b>
<b>Lombardy</b>	<b>126</b>	<b>126</b>	<b>3,891</b>	<b>4,094</b>	<b>2</b>	<b>2</b>	<b>2,125</b>	<b>2,311</b>	<b>6</b>	<b>6</b>	<b>565</b>	<b>588</b>
Milan	96	96	1,072	1,129	2	2	644	697	5	5	128	137
Varese	-	-	254	275	-	-	177	198	-	-	35	37
Como	3	3	237	252	-	-	98	111	-	-	76	79
Sondrio	1	1	110	119	-	-	44	53	1	1	63	63
Bergamo	5	5	428	461	-	-	246	279	-	-	36	37
Brescia	11	11	642	661	-	-	277	293	-	-	65	67
Pavia	-	-	192	205	-	-	129	143	-	-	21	21
Cremona	2	2	183	189	-	-	100	106	-	-	11	11
Mantua	1	1	228	231	-	-	156	161	-	-	20	20
Lecco	1	1	164	171	-	-	61	66	-	-	68	70
Lodi	2	2	95	103	-	-	49	52	-	-	6	6
Monza e della Brianza	<b>4</b>	<b>4</b>	<b>286</b>	<b>298</b>	-	-	<b>144</b>	<b>152</b>	-	-	<b>36</b>	<b>40</b>
<b>Liguria</b>	<b>1</b>	<b>1</b>	<b>561</b>	<b>581</b>	-	-	<b>394</b>	<b>434</b>	-	-	<b>49</b>	<b>53</b>
Genoa	1	1	296	304	-	-	217	232	-	-	27	29
Imperia	-	-	73	76	-	-	42	48	-	-	7	8
Savona	-	-	103	106	-	-	67	75	-	-	9	10
La Spezia	-	-	89	95	-	-	68	79	-	-	6	6

**Note:** The geographical breakdown refers to the location of bank's headquarter.

Source: supervisory Registers and Lists

## Banks and financial institutions: branch network

### Banks and branches by province and size of banks

(numbers in units)

	Medium banks				Small banks				Minor banks			
	Banks		Branches		Banks		Branches		Banks		Branches	
	2023	2022	2023	2022	2023	2022	2023	2022	2023	2022	2023	2022
<b>ITALY</b>	<b>18</b>	<b>19</b>	<b>2,246</b>	<b>2,218</b>	<b>141</b>	<b>143</b>	<b>3,854</b>	<b>3,828</b>	<b>250</b>	<b>256</b>	<b>1,869</b>	<b>1,879</b>
<b>North West Italy</b>												
<b>Piedmont</b>	<b>3</b>	<b>3</b>	<b>368</b>	<b>370</b>	<b>12</b>	<b>11</b>	<b>247</b>	<b>243</b>	<b>12</b>	<b>12</b>	<b>102</b>	<b>99</b>
Turin	1	1	130	131	5	4	92	91	6	6	46	43
Vercelli	-	-	40	40	-	-	3	3	-	-	-	-
Novara	-	-	12	14	-	-	4	4	-	-	1	1
Cuneo	-	-	27	26	6	6	114	114	5	5	53	53
Asti	1	1	66	66	-	-	13	13	-	-	1	1
Alessandria	-	-	24	24	-	-	14	11	-	-	-	-
Biella	1	1	67	67	1	1	2	3	1	1	1	1
Verbano-Cusio-Ossola	-	-	2	2	-	-	5	4	-	-	-	-
<b>Valle d'Aosta</b>	<b>-</b>	<b>-</b>	<b>11</b>	<b>11</b>	<b>-</b>	<b>-</b>	<b>2</b>	<b>2</b>	<b>1</b>	<b>1</b>	<b>15</b>	<b>15</b>
<b>Lombardy</b>	<b>7</b>	<b>7</b>	<b>240</b>	<b>238</b>	<b>52</b>	<b>52</b>	<b>814</b>	<b>810</b>	<b>59</b>	<b>59</b>	<b>147</b>	<b>147</b>
Milan	6	6	101	100	35	35	141	138	48	48	58	57
Varese	-	-	22	22	-	-	19	17	-	-	1	1
Como	-	-	13	13	2	2	41	40	1	1	9	9
Sondrio	-	-	-	-	-	-	2	2	-	-	1	1
Bergamo	-	-	19	18	4	4	117	117	1	1	10	10
Brescia	-	-	16	16	6	6	260	260	5	5	24	25
Pavia	-	-	16	16	-	-	26	25	-	-	-	-
Cremona	-	-	3	3	2	2	65	65	-	-	4	4
Mantua	-	-	2	2	-	-	43	41	1	1	7	7
Lecco	-	-	7	7	-	-	13	13	1	1	15	15
Lodi	-	-	3	3	1	1	28	33	1	1	9	9
Monza e della Brianza	1	1	38	38	2	2	59	59	1	1	9	9
<b>Liguria</b>	<b>-</b>	<b>-</b>	<b>52</b>	<b>34</b>	<b>1</b>	<b>1</b>	<b>55</b>	<b>50</b>	<b>-</b>	<b>-</b>	<b>11</b>	<b>10</b>
Genoa	-	-	23	17	1	1	22	20	-	-	7	6
Imperia	-	-	9	6	-	-	15	14	-	-	-	-
Savona	-	-	11	7	-	-	12	10	-	-	4	4
La Spezia	-	-	9	4	-	-	6	6	-	-	-	-

## Banks and financial institutions: branch network

### Banks and branches

by province and size of banks

(numbers in units)

Total				Major banks				Large banks			
Banks		Branches		Banks		Branches		Banks		Branches	
2023	2022	2023	2022	2023	2022	2023	2022	2023	2022	2023	2022

#### North East Italy

<b>Trentino-Alto Adige</b>	<b>62</b>	<b>62</b>	<b>671</b>	<b>693</b>	-	-	<b>87</b>	<b>96</b>	<b>1</b>	<b>1</b>	<b>16</b>	<b>16</b>
Trento	14	14	344	365	-	-	63	71	1	1	12	12
Bolzano/Bozen	<b>48</b>	<b>48</b>	<b>327</b>	<b>328</b>	-	-	<b>24</b>	<b>25</b>	-	-	<b>4</b>	<b>4</b>
<b>Veneto</b>	<b>19</b>	<b>19</b>	<b>2,073</b>	<b>2,136</b>	<b>1</b>	<b>1</b>	<b>1,116</b>	<b>1,192</b>	-	-	<b>60</b>	<b>62</b>
Venice	1	1	316	324	-	-	189	199	-	-	9	8
Verona	3	3	437	446	1	1	263	278	-	-	16	16
Vicenza	5	5	379	393	-	-	172	191	-	-	11	10
Belluno	1	1	108	108	-	-	50	52	-	-	2	2
Treviso	4	4	358	367	-	-	172	180	-	-	9	12
Padova	4	4	379	396	-	-	215	233	-	-	12	13
Rovigo	<b>1</b>	<b>1</b>	<b>96</b>	<b>102</b>	-	-	<b>55</b>	<b>59</b>	-	-	<b>1</b>	<b>1</b>
<b>Friuli Venezia Giulia</b>	<b>11</b>	<b>12</b>	<b>573</b>	<b>585</b>	-	-	<b>266</b>	<b>279</b>	-	-	<b>13</b>	<b>12</b>
Trieste	2	2	82	80	-	-	48	46	-	-	4	4
Udine	5	6	290	305	-	-	126	140	-	-	7	6
Gorizia	2	2	61	60	-	-	21	21	-	-	-	-
Pordenone	<b>2</b>	<b>2</b>	<b>140</b>	<b>140</b>	-	-	<b>71</b>	<b>72</b>	-	-	<b>2</b>	<b>2</b>
<b>Emilia Romagna</b>	<b>23</b>	<b>24</b>	<b>2,113</b>	<b>2,171</b>	<b>2</b>	<b>2</b>	<b>1,216</b>	<b>1,294</b>	<b>2</b>	<b>2</b>	<b>175</b>	<b>177</b>
Bologna	5	5	491	504	-	-	258	275	-	-	33	34
Piacenza	1	1	152	159	-	-	83	91	-	-	8	9
Parma	1	1	207	216	1	1	156	165	-	-	18	19
Reggio nell'Emilia	4	4	261	259	-	-	149	154	2	2	55	53
Modena	2	2	283	289	1	1	200	212	-	-	25	26
Ferrara	1	1	130	129	-	-	79	81	-	-	20	20
Ravenna	3	3	217	225	-	-	105	112	-	-	6	6
Forlì-Cesena	3	3	197	208	-	-	103	113	-	-	6	6
Rimini	3	4	175	182	-	-	83	91	-	-	4	4

## Banks and financial institutions: branch network

### Banks and branches

by province and size of banks

(numbers in units)

Medium banks				Small banks				Minor banks			
Banks		Branches		Banks		Branches		Banks		Branches	
2023	2022	2023	2022	2023	2022	2023	2022	2023	2022	2023	2022

#### North East Italy

<b>Trentino-Alto Adige</b>	<b>2</b>	<b>2</b>	<b>150</b>	<b>150</b>	<b>9</b>	<b>9</b>	<b>180</b>	<b>192</b>	<b>50</b>	<b>50</b>	<b>238</b>	<b>239</b>
Trento	-	-	32	32	6	6	162	175	7	7	75	75
Bolzano/Bozen	<b>2</b>	<b>2</b>	<b>118</b>	<b>118</b>	<b>3</b>	<b>3</b>	<b>18</b>	<b>17</b>	<b>43</b>	<b>43</b>	<b>163</b>	<b>164</b>
<b>Veneto</b>	<b>1</b>	<b>1</b>	<b>230</b>	<b>224</b>	<b>11</b>	<b>11</b>	<b>521</b>	<b>516</b>	<b>6</b>	<b>6</b>	<b>146</b>	<b>142</b>
Venice	1	1	27	26	-	-	90	90	-	-	1	1
Verona	-	-	29	26	-	-	57	56	2	2	72	70
Vicenza	-	-	54	52	3	3	99	98	2	2	43	42
Belluno	-	-	27	27	-	-	5	4	1	1	24	23
Treviso	-	-	38	38	3	3	137	135	1	1	2	2
Padova	-	-	54	54	4	4	94	92	-	-	4	4
Rovigo	-	-	<b>1</b>	<b>1</b>	<b>1</b>	<b>1</b>	<b>39</b>	<b>41</b>	-	-	-	-
<b>Friuli Venezia Giulia</b>	<b>1</b>	<b>1</b>	<b>15</b>	<b>16</b>	<b>5</b>	<b>6</b>	<b>209</b>	<b>209</b>	<b>5</b>	<b>5</b>	<b>70</b>	<b>69</b>
Trieste	1	1	3	3	-	-	8	8	1	1	19	19
Udine	-	-	8	8	3	4	129	131	2	2	20	20
Gorizia	-	-	-	-	-	-	9	9	2	2	31	30
Pordenone	-	-	<b>4</b>	<b>5</b>	<b>2</b>	<b>2</b>	<b>63</b>	<b>61</b>	-	-	-	-
<b>Emilia Romagna</b>	-	-	<b>69</b>	<b>60</b>	<b>14</b>	<b>14</b>	<b>614</b>	<b>587</b>	<b>5</b>	<b>6</b>	<b>39</b>	<b>53</b>
Bologna	-	-	20	18	4	4	164	161	1	1	16	16
Piacenza	-	-	4	3	1	1	57	56	-	-	-	-
Parma	-	-	6	6	-	-	25	24	-	-	2	2
Reggio nell'Emilia	-	-	7	6	1	1	48	44	1	1	2	2
Modena	-	-	18	16	1	1	37	32	-	-	3	3
Ferrara	-	-	3	3	1	1	28	25	-	-	-	-
Ravenna	-	-	2	2	2	2	97	98	1	1	7	7
Forlì-Cesena	-	-	5	3	1	1	75	78	2	2	8	8
Rimini	-	-	4	3	3	3	83	69	-	1	1	15

## Banks and financial institutions: branch network

### Banks and branches

by province and size of banks

(numbers in units)

Total				Major banks				Large banks			
Banks		Branches		Banks		Branches		Banks		Branches	
2023	2022	2023	2022	2023	2022	2023	2022	2023	2022	2023	2022

#### Central Italy

<b>Tuscany</b>	<b>21</b>	<b>23</b>	<b>1,512</b>	<b>1,572</b>	<b>1</b>	<b>1</b>	<b>941</b>	<b>1,000</b>	-	<b>1</b>	<b>62</b>	<b>66</b>
Florence	7	8	397	409	-	-	243	253	-	1	21	23
Massa-Carrara	-	-	70	76	-	-	60	69	-	-	3	3
Lucca	2	2	161	168	-	-	114	121	-	-	8	8
Pistoia	2	2	95	104	-	-	52	60	-	-	6	6
Livorno	2	2	137	142	-	-	83	88	-	-	7	7
Pisa	3	3	201	206	-	-	104	110	-	-	5	5
Arezzo	3	3	137	144	-	-	89	96	-	-	3	4
Siena	1	2	137	139	1	1	84	84	-	-	1	2
Grosseto	1	1	110	116	-	-	71	76	-	-	2	2
Prato	-	-	<b>67</b>	<b>68</b>	-	-	<b>41</b>	<b>43</b>	-	-	<b>6</b>	<b>6</b>
<b>Umbria</b>	<b>3</b>	<b>3</b>	<b>329</b>	<b>342</b>	-	-	<b>192</b>	<b>204</b>	-	-	<b>6</b>	<b>6</b>
Perugia	2	2	253	262	-	-	156	162	-	-	5	5
Terni	1	1	<b>76</b>	<b>80</b>	-	-	<b>36</b>	<b>42</b>	-	-	<b>1</b>	<b>1</b>
<b>Marche</b>	<b>15</b>	<b>15</b>	<b>633</b>	<b>680</b>	-	-	<b>324</b>	<b>373</b>	-	-	<b>15</b>	<b>15</b>
Ancona	4	4	186	197	-	-	99	113	-	-	8	8
Pesaro e Urbino	4	4	159	175	-	-	84	101	-	-	3	3
Macerata	4	4	129	137	-	-	68	76	-	-	3	3
Ascoli Piceno	2	2	91	96	-	-	45	49	-	-	1	1
Fermo	<b>1</b>	<b>1</b>	<b>68</b>	<b>75</b>	-	-	<b>28</b>	<b>34</b>	-	-	-	-
<b>Lazio</b>	<b>44</b>	<b>46</b>	<b>1,664</b>	<b>1,733</b>	<b>1</b>	<b>1</b>	<b>930</b>	<b>993</b>	<b>2</b>	<b>2</b>	<b>121</b>	<b>128</b>
Rome	36	38	1,225	1,275	1	1	708	753	2	2	110	117
Viterbo	1	1	120	129	-	-	62	68	-	-	2	2
Rieti	-	-	44	45	-	-	32	34	-	-	1	1
Latina	3	3	139	144	-	-	67	73	-	-	5	5
Frosinone	4	4	136	140	-	-	61	65	-	-	3	3

## Banks and financial institutions: branch network

### Banks and branches

by province and size of banks

(numbers in units)

Medium banks				Small banks				Minor banks			
Banks		Branches		Banks		Branches		Banks		Branches	
2023	2022	2023	2022	2023	2022	2023	2022	2023	2022	2023	2022

#### Central Italy

<b>Tuscany</b>	<b>1</b>	<b>1</b>	<b>57</b>	<b>53</b>	<b>9</b>	<b>10</b>	<b>359</b>	<b>361</b>	<b>10</b>	<b>10</b>	<b>93</b>	<b>92</b>
Florence	1	1	22	22	3	3	88	88	3	3	23	23
Massa-Carrara	-	-	5	1	-	-	2	3	-	-	-	-
Lucca	-	-	4	4	1	1	26	26	1	1	9	9
Pistoia	-	-	2	2	1	1	29	30	1	1	6	6
Livorno	-	-	4	4	1	1	39	39	1	1	4	4
Pisa	-	-	5	5	2	2	65	64	1	1	22	22
Arezzo	-	-	4	4	-	-	15	15	3	3	26	25
Siena	-	-	4	4	-	1	48	49	-	-	-	-
Grosseto	-	-	3	3	1	1	34	35	-	-	-	-
Prato	-	-	4	4	-	-	13	12	-	-	3	3
<b>Umbria</b>	<b>-</b>	<b>-</b>	<b>48</b>	<b>49</b>	<b>2</b>	<b>2</b>	<b>57</b>	<b>59</b>	<b>1</b>	<b>1</b>	<b>26</b>	<b>24</b>
Perugia	-	-	40	41	1	1	29	31	1	1	23	23
Terni	-	-	8	8	1	1	28	28	-	-	3	1
<b>Marche</b>	<b>-</b>	<b>-</b>	<b>34</b>	<b>33</b>	<b>3</b>	<b>3</b>	<b>120</b>	<b>117</b>	<b>12</b>	<b>12</b>	<b>140</b>	<b>142</b>
Ancona	-	-	9	8	1	1	22	21	3	3	48	47
Pesaro e Urbino	-	-	5	5	-	-	19	15	4	4	48	51
Macerata	-	-	9	9	-	-	18	18	4	4	31	31
Ascoli Piceno	-	-	9	9	1	1	30	31	1	1	6	6
Fermo	-	-	2	2	1	1	31	32	-	-	7	7
<b>Lazio</b>	<b>1</b>	<b>2</b>	<b>224</b>	<b>222</b>	<b>16</b>	<b>17</b>	<b>204</b>	<b>206</b>	<b>24</b>	<b>24</b>	<b>185</b>	<b>184</b>
Rome	1	2	181	180	14	15	129	131	18	18	97	94
Viterbo	-	-	15	15	-	-	14	15	1	1	27	29
Rieti	-	-	7	7	-	-	1	-	-	-	3	3
Latina	-	-	11	10	-	-	17	17	3	3	39	39
Frosinone	-	-	10	10	2	2	43	43	2	2	19	19

## Banks and financial institutions: branch network

### Banks and branches

by province and size of banks

(numbers in units)

Total				Major banks				Large banks			
Banks		Branches		Banks		Branches		Banks		Branches	
2023	2022	2023	2022	2023	2022	2023	2022	2023	2022	2023	2022

#### Southern Italy

<b>Abruzzo</b>	<b>7</b>	<b>7</b>	<b>407</b>	<b>429</b>	-	-	<b>195</b>	<b>213</b>	-	-	<b>10</b>	<b>10</b>
L'Aquila	1	1	89	93	-	-	52	56	-	-	3	3
Teramo	<b>3</b>	<b>3</b>	<b>107</b>	<b>114</b>	-	-	<b>40</b>	<b>45</b>	-	-	<b>1</b>	<b>1</b>
Pescara	1	1	100	105	-	-	37	40	-	-	6	6
Chieti	2	2	111	117	-	-	66	72	-	-	-	-
<b>Molise</b>	<b>2</b>	<b>2</b>	<b>78</b>	<b>81</b>	-	-	<b>43</b>	<b>45</b>	-	-	<b>1</b>	<b>1</b>
Campobasso	2	2	59	62	-	-	31	33	-	-	1	1
Isernia	-	-	19	19	-	-	12	12	-	-	-	-
<b>Campania</b>	<b>15</b>	<b>18</b>	<b>1,040</b>	<b>1,083</b>	-	-	<b>594</b>	<b>630</b>	-	-	<b>87</b>	<b>93</b>
Naples	6	8	499	522	-	-	318	337	-	-	58	62
Caserta	1	1	126	132	-	-	81	86	-	-	9	9
Benevento	1	1	62	64	-	-	33	35	-	-	3	3
Avellino	1	1	87	91	-	-	45	49	-	-	2	2
Salerno	6	7	266	274	-	-	117	123	-	-	15	17
Apulia	24	25	934	958	-	-	455	474	-	-	57	59
Bari	<b>12</b>	<b>12</b>	<b>314</b>	<b>319</b>	-	-	<b>140</b>	<b>145</b>	-	-	<b>15</b>	<b>16</b>
Foggia	1	1	136	143	-	-	87	93	-	-	12	12
Taranto	3	4	116	120	-	-	60	62	-	-	4	5
Brindisi	<b>2</b>	<b>2</b>	<b>89</b>	<b>90</b>	-	-	<b>39</b>	<b>40</b>	-	-	<b>5</b>	<b>5</b>
Lecce	3	3	190	198	-	-	86	90	-	-	12	12
Barletta-Andria-Trani	3	3	89	88	-	-	43	44	-	-	9	9
<b>Basilicata</b>	<b>2</b>	<b>2</b>	<b>166</b>	<b>172</b>	-	-	<b>79</b>	<b>84</b>	-	-	<b>1</b>	<b>1</b>
Potenza	2	2	112	118	-	-	50	54	-	-	1	1
Matera	-	-	54	54	-	-	29	30	-	-	-	-
<b>Calabria</b>	<b>5</b>	<b>5</b>	<b>314</b>	<b>328</b>	-	-	<b>186</b>	<b>201</b>	-	-	<b>27</b>	<b>27</b>
Catanzaro	3	3	70	75	-	-	36	40	-	-	7	7
Cosenza	2	2	119	125	-	-	65	72	-	-	8	8
Reggio di Calabria	-	-	79	80	-	-	59	61	-	-	7	7
Crotone	-	-	22	24	-	-	13	15	-	-	3	3
Vibo Valentia	-	-	24	24	-	-	13	13	-	-	2	2



## Banks and financial institutions: branch network

### Banks and branches

by province and size of banks

(numbers in units)

Medium banks				Small banks				Minor banks			
Banks		Branches		Banks		Branches		Banks		Branches	
2023	2022	2023	2022	2023	2022	2023	2022	2023	2022	2023	2022

#### Southern Italy

<b>Abruzzo</b>	-	-	<b>95</b>	<b>96</b>	-	-	<b>38</b>	<b>39</b>	<b>7</b>	<b>7</b>	<b>69</b>	<b>71</b>
L'Aquila	-	-	23	23	-	-	7	7	1	1	4	4
Teramo	-	-	<b>37</b>	<b>38</b>	-	-	<b>7</b>	<b>7</b>	<b>3</b>	<b>3</b>	<b>22</b>	<b>23</b>
Pescara	-	-	29	29	-	-	4	5	1	1	24	25
Chieti	-	-	6	6	-	-	20	20	2	2	19	19
<b>Molise</b>	-	-	<b>7</b>	<b>8</b>	-	-	<b>8</b>	<b>8</b>	<b>2</b>	<b>2</b>	<b>19</b>	<b>19</b>
Campobasso	-	-	6	7	-	-	5	5	2	2	16	16
Isernia	-	-	1	1	-	-	3	3	-	-	3	3
<b>Campania</b>	-	-	<b>102</b>	<b>102</b>	<b>2</b>	<b>2</b>	<b>112</b>	<b>109</b>	<b>13</b>	<b>16</b>	<b>145</b>	<b>149</b>
Naples	-	-	46	46	1	1	56	53	5	7	21	24
Caserta	-	-	14	14	-	-	10	10	1	1	12	13
Benevento	-	-	3	3	-	-	10	10	1	1	13	13
Avellino	-	-	14	14	-	-	4	4	1	1	22	22
Salerno	-	-	25	25	1	1	32	32	5	6	77	77
Apulia	1	1	124	124	2	2	153	158	21	22	145	143
Bari	<b>1</b>	<b>1</b>	<b>55</b>	<b>55</b>	<b>1</b>	<b>1</b>	<b>42</b>	<b>42</b>	<b>10</b>	<b>10</b>	<b>62</b>	<b>61</b>
Foggia	-	-	13	13	-	-	12	13	1	1	12	12
Taranto	-	-	8	8	-	-	18	19	3	4	26	26
Brindisi	-	-	<b>14</b>	<b>14</b>	-	-	<b>17</b>	<b>17</b>	<b>2</b>	<b>2</b>	<b>14</b>	<b>14</b>
Lecce	-	-	22	22	1	1	52	56	2	2	18	18
Barletta-Andria-Trani	-	-	12	12	-	-	12	11	3	3	13	12
<b>Basilicata</b>	-	-	<b>32</b>	<b>31</b>	-	-	<b>13</b>	<b>13</b>	<b>2</b>	<b>2</b>	<b>41</b>	<b>43</b>
Potenza	-	-	28	27	-	-	5	5	2	2	28	31
Matera	-	-	4	4	-	-	8	8	-	-	13	12
<b>Calabria</b>	-	-	<b>20</b>	<b>21</b>	-	-	<b>8</b>	<b>6</b>	<b>5</b>	<b>5</b>	<b>73</b>	<b>73</b>
Catanzaro	-	-	5	6	-	-	1	1	3	3	21	21
Cosenza	-	-	9	9	-	-	2	1	2	2	35	35
Reggio di Calabria	-	-	5	5	-	-	2	1	-	-	6	6
Crotone	-	-	1	1	-	-	-	-	-	-	5	5
Vibo Valentia	-	-	-	-	-	-	3	3	-	-	6	6

## Banks and financial institutions: branch network

### Banks and branches

by province and size of banks

(numbers in units)

Total				Major banks				Large banks			
Banks		Branches		Banks		Branches		Banks		Branches	
2023	2022	2023	2022	2023	2022	2023	2022	2023	2022	2023	2022

#### Islands

<b>Sicily</b>	<b>15</b>	<b>16</b>	<b>1,042</b>	<b>1,098</b>	-	-	<b>637</b>	<b>689</b>	-	-	<b>58</b>	<b>58</b>
Palermo	4	4	234	255	-	-	144	163	-	-	16	16
Trapani	1	1	96	98	-	-	62	64	-	-	13	13
Messina	2	2	126	132	-	-	91	97	-	-	2	2
Agrigento	2	2	105	108	-	-	59	61	-	-	6	6
Caltanissetta	3	3	60	63	-	-	30	31	-	-	1	1
Enna	1	1	44	47	-	-	28	30	-	-	1	1
Catania	-	1	212	223	-	-	132	145	-	-	13	13
Ragusa	1	1	81	85	-	-	40	44	-	-	3	3
Syracuse	<b>1</b>	<b>1</b>	<b>84</b>	<b>87</b>	-	-	<b>51</b>	<b>54</b>	-	-	<b>3</b>	<b>3</b>
<b>Sardinia</b>	<b>4</b>	<b>4</b>	<b>467</b>	<b>487</b>	-	-	<b>124</b>	<b>137</b>	-	-	<b>17</b>	<b>17</b>
Cagliari	1	1	86	91	-	-	37	40	-	-	9	9
Sassari	2	2	144	153	-	-	44	51	-	-	4	4
Nuoro	-	-	76	79	-	-	13	15	-	-	2	2
Oristano	1	1	59	62	-	-	8	9	-	-	2	2
South Sardinia	-	-	102	102	-	-	22	22	-	-	-	-

## Banks and financial institutions: branch network

### Banks and branches

by province and size of banks

(numbers in units)

Medium banks				Small banks				Minor banks			
Banks		Branches		Banks		Branches		Banks		Branches	
2023	2022	2023	2022	2023	2022	2023	2022	2023	2022	2023	2022

#### Islands

<b>Sicily</b>	-	-	<b>60</b>	<b>61</b>	<b>2</b>	<b>2</b>	<b>135</b>	<b>137</b>	<b>13</b>	<b>14</b>	<b>152</b>	<b>153</b>
Palermo	-	-	22	23	-	-	16	16	4	4	36	37
Trapani	-	-	5	5	-	-	6	6	1	1	10	10
Messina	-	-	4	4	-	-	10	10	2	2	19	19
Agrigento	-	-	6	6	-	-	4	5	2	2	30	30
Caltanissetta	-	-	2	2	1	1	14	16	2	2	13	13
Enna	-	-	-	-	-	-	5	6	1	1	10	10
Catania	-	-	14	14	-	-	34	32	-	1	19	19
Ragusa	-	-	4	4	1	1	29	29	-	-	5	5
Syracuse	-	-	<b>3</b>	<b>3</b>	-	-	<b>17</b>	<b>17</b>	<b>1</b>	<b>1</b>	<b>10</b>	<b>10</b>
<b>Sardinia</b>	<b>1</b>	<b>1</b>	<b>308</b>	<b>315</b>	<b>1</b>	<b>1</b>	<b>5</b>	<b>6</b>	<b>2</b>	<b>2</b>	<b>13</b>	<b>12</b>
Cagliari	-	-	33	34	-	-	3	4	1	1	4	4
Sassari	1	1	94	96	1	1	2	2	-	-	-	-
Nuoro	-	-	61	62	-	-	-	-	-	-	-	-
Oristano	-	-	42	44	-	-	-	-	1	1	7	7
South Sardinia	-	-	78	79	-	-	-	-	-	-	2	1

## Banks and financial institutions: branch network

Access to data:

[TDB20220](#)

### Bank branches per 100,000 inhabitants

by province

(numbers in unit)

	2023	2022
<b>ITALY</b>	<b>34</b>	<b>36</b>
<b>North West Italy</b>	<b>39</b>	<b>41</b>
<b>Piedmont</b>	<b>38</b>	<b>40</b>
Turin	30	31
Vercelli	52	52
Novara	31	33
Cuneo	62	64
Asti	56	56
Alessandria	35	37
Biella	54	55
Verbano-Cusio-Ossola	<b>37</b>	<b>38</b>
<b>Valle d'Aosta</b>	<b>54</b>	<b>55</b>
<b>Lombardy</b>	<b>39</b>	<b>41</b>
Milan	33	35
Varese	29	31
Como	40	42
Sondrio	62	67
Bergamo	39	42
Brescia	51	53
Pavia	36	38
Cremona	52	54
Mantua	56	57
Lecco	49	51
Lodi	42	45
Monza e della Brianza	<b>33</b>	<b>34</b>
<b>Liguria</b>	<b>37</b>	<b>38</b>
Genova	36	37
Imperia	35	36
Savona	39	40
La Spezia	41	44

Source: supervisory reports

## Banks and financial institutions: branch network

### Bank branches per 100,000 inhabitants

by province

(numbers in unit)

	2023	2022
<b>South East Italy</b>	<b>47</b>	<b>48</b>
<b>Trentino-Alto Adige</b>	62	65
Trento	63	67
Bolzano/Bozen	<b>61</b>	<b>62</b>
<b>Veneto</b>	43	44
Venice	38	39
Verona	47	48
Vicenza	44	46
Belluno	55	54
Treviso	41	42
Padova	41	43
Rovigo	<b>42</b>	<b>45</b>
<b>Friuli Venezia Giulia</b>	48	49
Trieste	36	35
Udine	56	59
Gorizia	44	44
Pordenone	<b>45</b>	<b>45</b>
<b>Emilia Romagna</b>	48	49
Bologna	48	50
Piacenza	53	56
Parma	46	48
Reggio nell'Emilia	50	49
Modena	40	41
Ferrara	38	38
Ravenna	56	58
Forlì-Cesena	50	53
Rimini	<b>52</b>	<b>54</b>

## Banks and financial institutions: branch network

### Bank branches per 100,000 inhabitants

by province

(numbers in unit)

	2023	2022
<b>Center Italy</b>	<b>35</b>	<b>37</b>
<b>Tuscany</b>	<b>41</b>	<b>43</b>
Florence	40	41
Massa-Carrara	37	40
Lucca	42	44
Pistoia	33	36
Livorno	42	43
Pisa	48	49
Arezzo	41	43
Siena	53	53
Grosseto	51	53
Prato	26	26
<b>Umbria</b>	<b>38</b>	<b>40</b>
Perugia	40	41
Terni	35	37
<b>Marche</b>	<b>43</b>	<b>46</b>
Ancona	40	43
Pesaro e Urbino	45	50
Macerata	42	45
Ascoli Piceno	45	47
Fermo	41	45
<b>Lazio</b>	<b>29</b>	<b>30</b>
Rome	29	30
Viterbo	39	42
Rieti	29	30
Latina	25	25
Frosinone	29	30

## Banks and financial institutions: branch network

### Bank branches per 100,000 inhabitants

by province

(numbers in unit)

	2023	2022
<b>South Italy</b>	<b>22</b>	<b>23</b>
<b>Abruzzo</b>	<b>32</b>	<b>34</b>
L'Aquila	31	32
Teramo	36	38
Pescara	32	33
Chieti	<b>30</b>	<b>31</b>
<b>Molise</b>	<b>27</b>	<b>28</b>
Campobasso	28	29
Isernia	<b>24</b>	<b>24</b>
<b>Campania</b>	<b>19</b>	<b>19</b>
Naples	17	17
Caserta	14	15
Benevento	24	24
Avellino	22	23
Salerno	<b>25</b>	<b>26</b>
Apulia	24	24
Bari	26	26
Foggia	23	24
Taranto	21	21
Brindisi	23	24
Lecce	25	26
Barletta-Andria-Trani	23	23
<b>Basilicata</b>	<b>31</b>	<b>32</b>
Potenza	32	34
Matera	28	28
<b>Calabria</b>	<b>17</b>	<b>18</b>
Catanzaro	20	22
Cosenza	18	19
Reggio di Calabria	15	15
Crotone	14	15
Vibo Valentia	16	16

## Banks and financial institutions: branch network

### Bank branches per 100,000 inhabitants

by province

(numbers in unit)

	2023	2022
<b>Islands</b>	<b>24</b>	<b>25</b>
<b>Sicily</b>	22	23
Palermo	19	21
Trapani	23	23
Messina	21	22
Agrigento	25	26
Caltanissetta	24	25
Enna	28	30
Catania	20	21
Ragusa	25	27
Syracuse	<b>22</b>	<b>23</b>
<b>Sardinia</b>	30	31
Cagliari	20	22
Sassari	30	32
Nuoro	38	39
Oristano	39	41
Sud Sardinia	31	30



## Banks and financial institutions: branch network

Access to data:

[TDB10222](#)

### Employees

by geographical area and institutional category of banks

(numbers in units)

	Total		Public limited banks (spa) and branches of foreign banks		Mutual bank and cooperative banks	
	2023	2022	2023	2022	2023	2022
<b>ITALY</b>	<b>261,976</b>	<b>264,288</b>	<b>227,373</b>	<b>229,811</b>	<b>34,603</b>	<b>34,477</b>
<b>North West Italy</b>	110,257	110,280	102,581	102,744	7,676	7,536
<b>North East Italy</b>	65,103	65,333	52,435	52,684	12,668	12,649
<b>Central Italy</b>	48,938	49,983	42,125	43,150	6,813	6,833
<b>Southern Italy</b>	25,373	26,091	19,753	20,466	5,620	5,625
<b>Islands</b>	12,309	12,602	10,481	10,767	1,828	1,835

**Nota:** For further details on the classification of banks by type see the 'reporting entity' entry in the glossary provided in Banks and Financial Institutions: branch network, Bank of Italy, Statistics, Methods and Sources: Methodological Note.

Source: supervisory reports

## Banks and financial institutions: branch network

Access to data:

[TDB10225](#)

### Employees

by geographical area and size of banks

(numbers in units)

	Total		Major and large banks		Medium banks		Minor and small banks	
	2023	2022	2023	2022	2023	2022	2023	2022
<b>ITALY</b>	<b>261,976</b>	<b>264,288</b>	<b>24,098</b>	<b>24,290</b>	<b>183,990</b>	<b>187,363</b>	<b>53,888</b>	<b>52,635</b>
<b>North West Italy</b>	110,256	110,281	11,383	11,460	80,344	81,542	18,529	17,279
<b>North East Italy</b>	65,103	65,333	4,005	3,897	44,895	45,404	16,203	16,032
<b>Central Italy</b>	48,938	49,983	4,292	4,280	33,515	34,594	11,131	11,109
<b>Southern Italy</b>	25,373	26,091	2,364	2,523	17,160	17,535	5,849	6,033
<b>Islands</b>	12,309	12,602	2,056	2,131	8,077	8,288	2,176	2,183

**Note:** For further details on the classification of banks by size see the 'reporting entity' entry in the glossary provided in Banks and Financial Institutions: branch network, Bank of Italy, Statistics, Methods and Sources: Methodological Note.

Source: supervisory reports

## Banks and financial institutions: branch network

Access to data:

[TDB10227](#)

### Employees

by province

(numbers in unit)

	2023	2022
<b>ITALY</b>	<b>261,976</b>	<b>264,287</b>
<b>North West Italy</b>		
<b>Piedmont</b>	<b>45,850</b>	<b>44,716</b>
Turin	37,148	36,018
Vercelli	448	451
Novara	880	935
Cuneo	2,654	2,627
Asti	1,126	1,125
Alessandria	1,068	1,121
Biella	2,165	2,058
Verbano-Cusio-Ossola	362	383
<b>Valle d'Aosta</b>	<b>332</b>	<b>336</b>
<b>Lombardy</b>	<b>59,868</b>	<b>60,894</b>
Milan	37,236	37,571
Varese	2,219	2,377
Como	1,688	1,790
Sondrio	1,512	1,388
Bergamo	3,354	3,532
Brescia	5,217	5,319
Pavia	1,229	1,275
Cremona	1,215	1,235
Mantua	1,477	1,521
Lecco	1,002	1,072
Lodi	742	759
Monza e della Brianza	<b>2,981</b>	<b>3,057</b>
<b>Liguria</b>	<b>4,207</b>	<b>4,335</b>
Genoa	2,467	2,507
Imperia	464	491
Savona	653	707
La Spezia	623	631

Source: supervisory reports

## Banks and financial institutions: branch network

### Employees

by province

(numbers in unit)

	2023	2022
--	------	------

#### North East Italy

<b>Trentino-Alto Adige</b>	<b>6,339</b>	<b>6,301</b>
Trento	2,819	2,781
Bolzano/Bozen	3,520	3,521
<b>Veneto</b>	<b>24,831</b>	<b>24,879</b>
Venice	2,962	3,069
Verona	10,850	10,460
Vicenza	2,969	<b>3,069</b>
Belluno	575	587
Treviso	3,194	3,200
Padova	3,597	3,787
Rovigo	686	708
<b>Friuli Venezia Giulia</b>	<b>4,459</b>	<b>4,508</b>
Trieste	967	973
Udine	2,129	2,145
Gorizia	399	<b>394</b>
Pordenone	964	997
<b>Emilia-Romagna</b>	<b>29,474</b>	<b>29,645</b>
Bologna	4,668	4,891
Piacenza	1,158	1,171
Parma	4,058	<b>4,050</b>
Reggio nell'Emilia	4,819	4,799
Modena	9,356	9,179
Ferrara	901	905
Ravenna	1,619	1,671
Forlì-Cesena	1,610	1,653
Rimini	1,288	1,328

## Banks and financial institutions: branch network

### Employees

by province

(numbers in unit)

	2023	2022
--	------	------

#### Central Italy

<b>Tuscany</b>	<b>17,962</b>	<b>18,573</b>
Florence	5,981	6,500
Massa-Carrara	480	<b>510</b>
Lucca	1,148	1,167
Pistoia	847	899
Livorno	903	909
Pisa	1,534	1,610
Arezzo	1,090	1,093
Siena	4,584	4,458
Grosseto	687	687
Prato	710	744
<b>Umbria</b>	<b>2,480</b>	<b>2,561</b>
Perugia	1,902	1,981
Terni	578	580
<b>Marche</b>	<b>5,030</b>	<b>5,218</b>
Ancona	1,518	1,616
Pesaro e Urbino	1,304	1,299
Macerata	<b>1,016</b>	<b>1,069</b>
Ascoli Piceno	742	770
Fermo	452	465
<b>Lazio</b>	<b>23,466</b>	<b>23,631</b>
Rome	20,366	20,442
Viterbo	877	901
Rieti	<b>279</b>	<b>288</b>
Latina	1,024	1,056
Frosinone	920	945

## Banks and financial institutions: branch network

### Employees

by province

(numbers in unit)

	2023	2022
--	------	------

#### Southern Italy

<b>Abruzzo</b>	<b>2,797</b>	<b>2,870</b>
L'Aquila	603	626
Teramo	<b>679</b>	<b>702</b>
Pescara	752	780
Chieti	763	763
Molise	505	533
Campobasso	412	446
Isernia	<b>93</b>	<b>87</b>
<b>Campania</b>	<b>9,615</b>	<b>9,874</b>
Naples	5,450	5,553
Caserta	<b>1,094</b>	<b>1,105</b>
Benevento	387	399
Avellino	591	640
Salerno	2,094	2,177
Apulia	<b>8,938</b>	<b>9,231</b>
Bari	4,176	4,408
Foggia	<b>1,056</b>	<b>1,063</b>
Taranto	<b>897</b>	<b>905</b>
Brindisi	541	562
Lecce	1,675	1,677
Barletta-Andria-Trani	<b>594</b>	<b>617</b>
<b>Basilicata</b>	<b>941</b>	<b>962</b>
Potenza	<b>574</b>	<b>592</b>
Matera	<b>368</b>	<b>370</b>
<b>Calabria</b>	<b>2,578</b>	<b>2,622</b>
Catanzaro	<b>555</b>	<b>569</b>
Cosenza	<b>984</b>	<b>1,021</b>
Reggio di Calabria	<b>704</b>	<b>713</b>
Crotone	188	173
Vibo Valentia	149	147

## Banks and financial institutions: branch network

### Employees

#### by province

(numbers in unit)

	2023	2022
--	------	------

#### Islands

<b>Sicily</b>	<b>8,587</b>	<b>8,742</b>
Palermo	2,355	2,392
Trapani	721	725
Messina	914	949
Agrigento	741	757
Caltanissetta	456	476
Enna	237	235
Catania	1,686	1,712
Ragusa	842	852
Syracuse	636	645
<b>Sardinia</b>	<b>3,722</b>	<b>3,860</b>
Cagliari	861	891
Sassari	1,689	1,756
Nuoro	344	351
Oristano	254	264
South Sardinia	575	598

## Banks and financial institutions: branch network

Access to data:

[TDB20210](#)

### Securities firms

#### by authorized activities

(numbers in units)

Companies authorized		Companies operating	
2023	2022	2023	2022

<b>Number of SIMs</b>	<b>70</b>	<b>70</b>	<b>68</b>	<b>67</b>
<b>Activities</b>				
Proprietary trading	17	17	15	15
Customer trading	20	20	19	19
Underwriting	7	7	5	5
Placement	36	34	34	31
Individual portfolio management	30	30	30	29
Reception of orders	41	39	39	36
Investment advice	50	53	49	50
Multilateral trading facilities management	1	1	1	1

**Note:** SIMs include trust companies operating in the asset management field and exclude firms without authorized activities. The table makes a distinction between firms authorized to operate by the Bank of Italy ('firms authorized') and those that have actually started operations ('firms operating'). There are more authorized activities than SIMs because each firm is normally authorized to engage in more activities.

Source: supervisory Registers and Lists



## Banks and financial institutions: branch network

Access to data:

[TDB20225](#)

### Open-end securities investment funds

by operational specialization

(numbers in unit)

	2023	2022
<b>Number of assets management companies funds</b>	<b>34</b>	<b>36</b>
<b>Number of open-end securities investment funds</b>	<b>1,165</b>	<b>1,166</b>
Equity	117	110
Balanced	125	134
Bond	351	272
Liquidity	3	4
Flexible	569	646

---

**Note:** The data refer to Italian harmonized open-end collective investment undertakings operating at the reference date set in December every year. Only asset management companies that have set up open-end securities investment funds are included. The number of funds includes the number of their sub-funds.

---

Source: supervisory Registers and Lists

## Banks and financial institutions: branch network

Access to data:

[TDB20230](#)

### Financial intermediaries, payment institutions and ELMI

by prevalent activity

(numbers in unit)

	2023	2022
<b>Financial intermediaries</b>	<b>204</b>	<b>204</b>
Leasing	35	35
Factoring	21	21
Consumer credit and loan secured by 1/5 of salary	40	40
Guarantees and loans granted excluding leasing, factoring, consumer credit and loans secured by 1/5 of salary	39	39
Acquisition of shareholdings	-	-
Issue and management of credit cards	-	-
Securitization: servicer	10	10
Collective loan guarantee consortiums	33	33
Bad finance	21	21
Foreign exchange trading and other activities	5	5
<b>Payment institutions</b>	<b>64</b>	<b>62</b>
<b>E-money institutions (ELMIs)</b>	<b>14</b>	<b>14</b>

**Note:** Since December 2014 specific information has been given on "bad finance" companies (previously included in the group of intermediaries engaged in factoring) and collective loan guarantee consortiums; this has resulted in a break in the series with the past. On 13 May 2016, following the reform of Title V of the Consolidated Law on Banking enacted through Legislative Decree 141/2010, the financial companies operating under Articles 106 and 107 of the old version of the aforementioned law were merged into the new Single Register, and the old specialized registers were discontinued. The group of intermediaries that engage in "Foreign exchange trading and other activities" includes conventionally also those that are authorized but not operational at the reference date. Payment institutions include foreign intermediaries with an Italian branch.

Source: supervisory reports

'Statistics' series publications are available on the Bank of Italy's site:

<https://www.bancaditalia.it/pubblicazioni/>

Requests for information on the content of this publication can be sent to [statistiche@bancaditalia.it](mailto:statistiche@bancaditalia.it).

Publication not subject to registration pursuant to Article 3 bis of Law 103/2012