

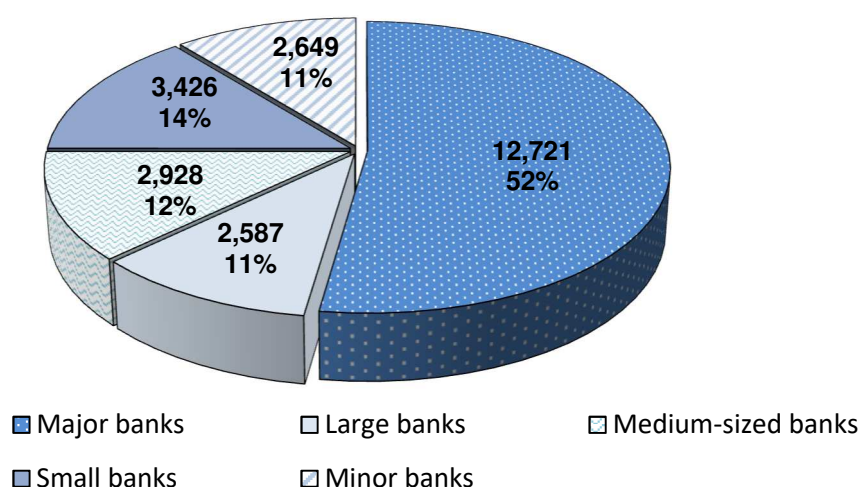
# Banks and Financial Institutions: Branch Network

31 March 2020

For further information: [statistiche@bancaditalia.it](mailto:statistiche@bancaditalia.it)  
[www.bancaditalia.it/pubblicazioni/banche-istfin/](http://www.bancaditalia.it/pubblicazioni/banche-istfin/)

**Figure 1**

**Number of branches by size of banks**  
(data as at 31 December 2019)

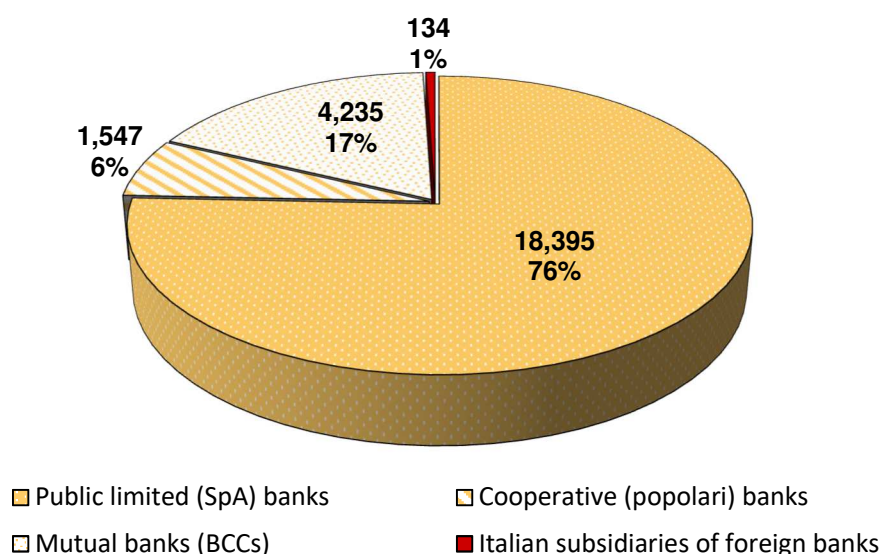


At the end of 2019 Italian banks and Italian subsidiaries of foreign banks operated 24,311 branches; 52% belonged to major banks and the residual part was divided in roughly equal proportions between large, medium-sized, small and minor banks.<sup>1</sup>

**Figure 2**

**Number of branches by institutional category of banks**  
(data as at 31 December 2019)

Looking at the breakdown by institutional category of banks as at 31 December 2019, public limited (SpA) banks operated more than 18,000 branches, or about 76 per cent of the national total, while mutual banks (BCCs) and cooperative (popolari) banks accounted for 17 per cent and 6 per cent respectively.



(1) For further details on the classification of banks by size and institutional category see the 'Reporting entity' entry in the glossary provided in *Banks and Financial Institutions: Branch Network*, Bank of Italy, Statistics, [Methods and Sources: Methodological Notes](#).

Figure 3

Number of bank branches by region  
(data as at 31 December 2019)

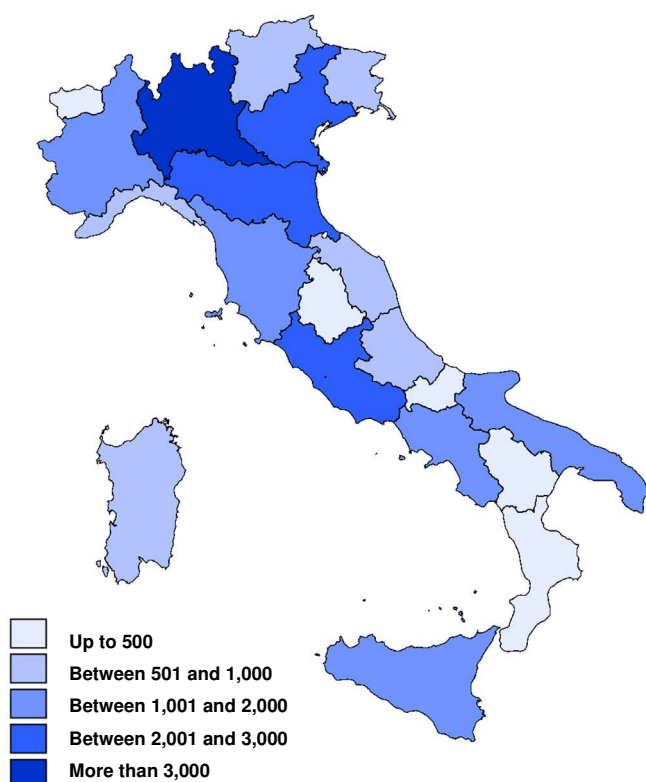
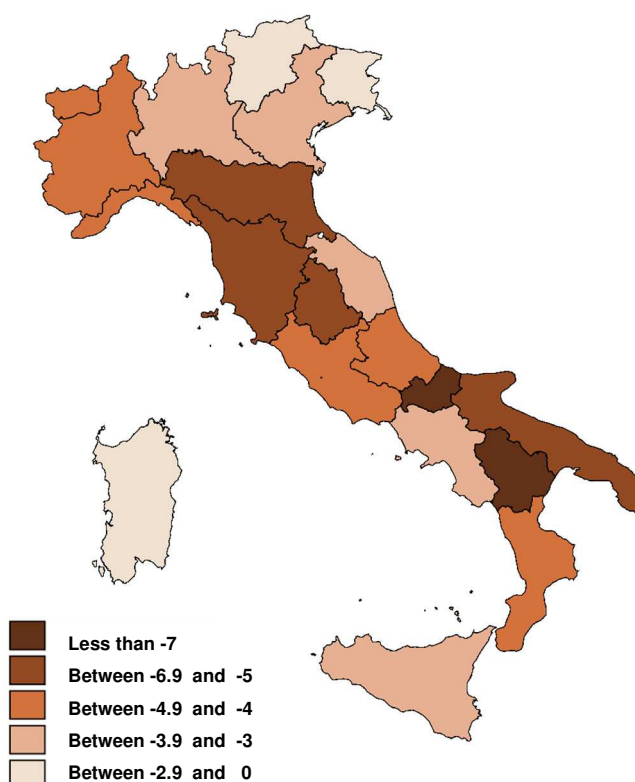


Figure 4

Trend of bank branches by region  
between 2018 and 2019  
(percentage change; data as at 31  
December of each year)



The geographical distribution of bank branches in Italy at the end of 2019 shows a major presence in the North representing more than 57 per cent of the national total (40 per cent in Lombardy, Emilia-Romagna and Veneto). The number of branches located in the South and Island accounts for 22 per cent of the national total.

In 2019 the number of bank branches active in Italy decreased from 25,409 at end-2018 to 24,311 at end-2019, 1,098 fewer branches overall (-4.3 per cent). The reduction affected almost all the regions and was particularly marked in Basilicata and Molise.

## Notice to Users

The *Banks and Financial Institutions: Branch Network* report is the first of the three new stand-alone specialized publications which replaced the Statistical Bulletin over the course of 2017. The new report will be published yearly and contains data on the geographical distribution of the banking and financial system.

Compared with its predecessor, the new publication features additional tables and more information on bank branches.

The report comprises 11 tables (2 of which only in the [Statistical Database \(BDS\)](#)), presenting information that was in part already included in the tables in 'Section A - Structural Information' of the Statistical Bulletin.

A more detailed description of the content of the report and of the sources used is provided in *Banks and Financial Institutions: Branch Network*, Bank of Italy, Publications, [Methods and Sources: Methodological Notes](#).

The data on the number of branches provided in the report on *Banks and Financial Institutions: Branch Network* differ from those published at a given moment in the Supervisory Registers and Lists, because the latter are continuously updated while the data in the BDS are static. To download the full list of Italian bank branches for a given period, log on to the [Supervisory Registers and Lists](#) web page and click on 'Branches'. For the most recent list, click on 'Download Page'.

For the conversion between the old and new coding of the tables, see [Banks and Financial Institutions: Branch Network - new codes](#).

To facilitate the correct identification and interpretation of the tables, a map of the concepts illustrated in the report may be downloaded using the following [link](#).

\* \* \*

Moreover, starting from the issue of March 2018, the new table TDB20217 will be published exclusively in the BDS on an annual basis. This table contains the number of banks and other financial institutions broken down by province of the administrative headquarters and indicates, where appropriate, to which of the leading 5 banking groups these belong.

**Key to symbols and information in the index**

**The following information is provided for each table (from left to right):**

**Frequency:**                      **A**    Annual

**Source:**                              **SR**    supervisory reports  
    **SRL**    Supervisory Registers and Lists

**Description of the table**

**Identification code of the table**

**Page in which the table is reproduced in this report**

## Notice to readers

---

I. Symbols:

- the phenomenon does not exist, or it exists and data are collected but no cases were recorded
- .... the phenomenon exists but no data are available
- .. the data are known but the value is below the minimum considered significant
- == the data are confidential
- :: the data are not statistically significant

The thin lines separating the data in the tables serve the sole purpose of making consultation easier.

- II. The intervals for the classification by size include the lower limit but exclude the upper limit.
- III. The source must be cited in any use or dissemination of the information contained in the publications. The Bank of Italy is not responsible for any errors of interpretation or mistaken conclusions drawn on the basis of the information published.
- IV. The row and column totals of some tables may not tally with the sum of the entries because they include data that cannot be allocated.
- V. A brief description of the methodology, the main statistical sources and the revisions to methodology concerning the data provided in this report is available in '*Banks and Financial Institutions: Branch Network*', Bank of Italy, Publications, [Methods and Sources: Methodological Notes](#).

## Banks and Financial Institutions: branch network

<i>Periodicity</i>			<i>Access to data:</i>
A	SRL - SR	<b>Banks, branches and employees</b> by geographical area	p. 7
A	SRL	<b>Banks and branches</b> by province and institutional category of banks	<a href="#">TDB20207</a> p. 8
A	SRL	<b>Banks and branches</b> by province and size of banks	<a href="#">TDB20212</a> p. 18
A	SR	<b>Bank branches per 100,000 inhabitants</b> by province	<a href="#">TDB20220</a> p. 28
A	SR	<b>Employees</b> by geographical area and institutional category of banks	<a href="#">TDB10222</a> p. 33
A	SR	<b>Employees</b> by geographical area and size of banks	<a href="#">TDB10225</a> p. 34
A	SR	<b>Employees</b> by province	<a href="#">TDB10227</a> p. 35
A	SRL	<b>Securities firms</b> by authorized activities	<a href="#">TDB20210</a> p. 40
A	SRL	<b>Open-end securities investment funds</b> by operational specialization	<a href="#">TDB20225</a> p. 41
A	SR	<b>Financial intermediaries, payment Institutions and ELMI</b> by prevalent activity	<a href="#">TDB20230</a> p. 42
<i>Tables distributed on the "BDS on-line statistical database" only</i>			
A	SRL	<b>Branches</b> by municipality	<a href="#">TDB10195</a>
A	SRL	<b>Banks and financial institutions</b> by province and membership in the largest groups	<a href="#">TDB20217</a>

## Banks and financial institutions: branch network

### Banks, branches and employees

by geographical area

(numbers in units)

	ITALY			North West Italy			North East Italy		
	Banks	Branches	Employees	Banks	Branches	Employees	Banks	Branches	Employees
31/12/2019	485	24.311	281.813	166	7.551	114.736	133	6.356	66.434
31/12/2018	505	25.409	278.152	169	7.864	109.104	142	6.614	67.006
31/12/2017	538	27.374	286.222	171	8.543	112.248	159	7.173	68.202
31/12/2016	604	29.027	299.645	186	9.086	113.607	192	7.622	73.181
31/12/2015	643	30.258	302.721	189	9.401	113.600	203	8.037	75.066
31/12/2014	664	30.740	303.595	193	9.450	111.033	210	8.301	76.913
31/12/2013	684	31.761	310.258	197	9.804	111.006	218	8.556	77.676
31/12/2012	706	32.881	315.238	197	10.111	112.643	228	8.888	77.785
31/12/2011	740	33.607	322.345	205	10.382	123.822	239	9.039	74.836
31/12/2010	760	33.663	326.367	214	10.367	125.118	241	9.104	76.077

	Central Italy			South Italy			Islands		
	Banks	Branches	Employees	Banks	Branches	Employees	Banks	Branches	Employees
31/12/2019	91	5.090	56.996	69	3.541	29.492	26	1.773	14.189
31/12/2018	96	5.367	57.112	71	3.735	30.439	27	1.829	14.497
31/12/2017	103	5.749	58.351	75	3.925	32.149	30	1.984	15.277
31/12/2016	117	6.145	62.651	77	4.076	33.675	32	2.098	16.534
31/12/2015	131	6.396	63.264	87	4.198	34.069	33	2.226	16.726
31/12/2014	140	6.492	63.940	87	4.262	34.737	34	2.235	16.958
31/12/2013	139	6.676	67.418	93	4.392	36.398	37	2.333	17.709
31/12/2012	143	6.954	69.800	99	4.548	36.991	39	2.380	17.993
31/12/2011	155	7.102	68.651	102	4.675	37.417	39	2.409	17.417
31/12/2010	160	7.103	69.311	105	4.663	38.176	40	2.426	17.618

**Note :** The geographical areas are defined as follows: North West (Piedmont, Valle d'Aosta, Liguria and Lombardy), North East (Trentino-Alto Adige, Veneto, Friuli Venezia Giulia and Emilia Romagna), Centre (Tuscany, Marche, Umbria and Lazio), South (Abruzzo, Molise, Campania, Apulia, Basilicata and Calabria), and Islands (Sicily and Sardinia).

Source: supervisory Registers and Lists and supervisory reports

## Banks and financial institutions: branch network

Access to data:

[TDB20207](#)

### Banks and branches

#### by province and institutional category of banks

(numbers in units)

	Total				Public limited banks (spa)				Cooperative banks			
	Banks		Branches		Banks		Branches		Banks		Branches	
	2019	2018	2019	2018	2019	2018	2019	2018	2019	2018	2019	2018
<b>ITALY</b>	<b>485</b>	<b>505</b>	<b>24,311</b>	<b>25,409</b>	<b>126</b>	<b>136</b>	<b>18,395</b>	<b>19,452</b>	<b>22</b>	<b>22</b>	<b>1,547</b>	<b>1,559</b>
<b>North West Italy</b>												
<b>Piedmont</b>	<b>28</b>	<b>28</b>	<b>1,981</b>	<b>2,065</b>	<b>18</b>	<b>18</b>	<b>1,764</b>	<b>1,842</b>	-	-	<b>19</b>	<b>18</b>
Turin	10	10	800	851	8	8	737	784	-	-	5	4
Vercelli	-	-	102	105	-	-	100	102	-	-	2	2
Novara	-	-	153	155	-	-	151	153	-	-	2	2
Cuneo	13	13	422	436	5	5	298	311	-	-	2	2
Asti	1	1	130	137	1	1	119	126	-	-	-	-
Alessandria	-	-	200	205	-	-	193	198	-	-	2	2
Biella	4	4	110	112	4	4	109	111	-	-	1	1
Verbano-Cusio-Ossola	-	-	64	64	-	-	57	57	-	-	5	5
<b>Valle d'Aosta</b>	<b>1</b>	<b>1</b>	<b>79</b>	<b>83</b>	-	-	<b>58</b>	<b>60</b>	-	-	<b>3</b>	<b>3</b>
<b>Lombardy</b>	<b>134</b>	<b>136</b>	<b>4,814</b>	<b>5,010</b>	<b>41</b>	<b>42</b>	<b>3,516</b>	<b>3,696</b>	<b>2</b>	<b>2</b>	<b>460</b>	<b>461</b>
Milan	100	102	1,347	1,427	35	36	1,125	1,201	-	-	72	71
Varese	-	-	326	345	-	-	289	307	-	-	26	25
Como	3	3	301	310	-	-	197	206	-	-	59	59
Sondrio	2	2	128	129	1	1	64	63	1	1	62	64
Bergamo	7	7	562	577	1	1	401	414	-	-	31	31
Brescia	11	11	737	754	3	3	407	424	1	1	103	104
Pavia	-	-	255	273	-	-	212	228	-	-	19	19
Cremona	2	2	221	228	-	-	146	151	-	-	7	7
Mantua	1	1	256	268	-	-	201	213	-	-	14	14
Lecco	1	1	208	209	-	-	141	141	-	-	39	40
Lodi	3	3	125	130	-	-	75	80	-	-	5	5
Monza e della Brianza	4	4	348	360	1	1	258	268	-	-	23	22
<b>Liguria</b>	<b>3</b>	<b>4</b>	<b>677</b>	<b>706</b>	<b>2</b>	<b>3</b>	<b>633</b>	<b>662</b>	-	-	<b>16</b>	<b>16</b>
Genoa	3	3	361	375	2	2	347	361	-	-	10	10
Imperia	-	-	83	85	-	-	72	74	-	-	1	1
Savona	-	-	124	135	-	-	110	121	-	-	4	4
La Spezia	-	1	109	111	-	1	104	106	-	-	1	1

**Nota:** The geographical breakdown refers to the location of bank's headquarter.

Source: supervisory Registers and Lists



## Banks and financial institutions: branch network

### Banks and branches

by province and institutional category of banks

(numbers in units)

	Mutual banks				Branches of foreign banks				Municipalities served by banks	
	Banks		Branches		Banks		Branches			
	2019	2018	2019	2018	2019	2018	2019	2018	2019	2018
<b>ITALY</b>	<b>259</b>	<b>268</b>	<b>4,235</b>	<b>4,236</b>	<b>78</b>	<b>79</b>	<b>134</b>	<b>162</b>	<b>5,221</b>	<b>5,368</b>
<b>North West Italy</b>										
<b>Piedmont</b>	<b>8</b>	<b>8</b>	<b>191</b>	<b>192</b>	<b>2</b>	<b>2</b>	<b>7</b>	<b>13</b>	<b>540</b>	<b>559</b>
Turin	-	-	51	51	2	2	7	12	144	152
Vercelli	-	-	-	-	-	-	-	1	36	36
Novara	-	-	-	-	-	-	-	-	51	51
Cuneo	8	8	122	123	-	-	-	-	127	130
Asti	-	-	11	11	-	-	-	-	55	59
Alessandria	-	-	5	5	-	-	-	-	68	70
Biella	-	-	-	-	-	-	-	-	38	39
Verbano-Cusio-Ossola	-	-	2	2	-	-	-	-	21	22
<b>Valle d'Aosta</b>	<b>1</b>	<b>1</b>	<b>18</b>	<b>20</b>	<b>-</b>	<b>-</b>	<b>-</b>	<b>-</b>	<b>27</b>	<b>30</b>
<b>Lombardy</b>	<b>29</b>	<b>29</b>	<b>765</b>	<b>770</b>	<b>62</b>	<b>63</b>	<b>73</b>	<b>83</b>	<b>1,081</b>	<b>1,128</b>
Milan	3	3	83	83	62	63	67	72	121	126
Varese	-	-	11	11	-	-	-	2	81	90
Como	3	3	45	45	-	-	-	-	101	101
Sondrio	-	-	2	2	-	-	-	-	48	49
Bergamo	6	6	128	130	-	-	2	2	180	185
Brescia	7	7	224	223	-	-	3	3	177	183
Pavia	-	-	24	25	-	-	-	1	73	83
Cremona	2	2	68	70	-	-	-	-	76	79
Mantua	1	1	41	41	-	-	-	-	62	65
Lecco	1	1	28	28	-	-	-	-	64	64
Lodi	3	3	45	45	-	-	-	-	46	50
Monza e della Brianza	3	3	66	67	-	-	1	3	52	53
<b>Liguria</b>	<b>-</b>	<b>-</b>	<b>26</b>	<b>26</b>	<b>1</b>	<b>1</b>	<b>2</b>	<b>2</b>	<b>120</b>	<b>127</b>
Genoa	-	-	2	2	1	1	2	2	46	47
Imperia	-	-	10	10	-	-	-	-	19	21
Savona	-	-	10	10	-	-	-	-	31	35
La Spezia	-	-	4	4	-	-	-	-	24	24

## Banks and financial institutions: branch network

### Banks and branches

by province and institutional category of banks

(numbers in units)

Total				Public limited banks (spa)				Cooperative banks			
Banks		Branches		Banks		Branches		Banks		Branches	
2019	2018	2019	2018	2019	2018	2019	2018	2019	2018	2019	2018

#### North East Italy

<b>Trentino-Alto Adige</b>	<b>68</b>	<b>71</b>	<b>753</b>	<b>768</b>	<b>7</b>	<b>7</b>	<b>296</b>	<b>303</b>	-	-	<b>10</b>	<b>11</b>
Trento	19	22	410	421	2	2	138	142	-	-	7	8
Bolzano/Bozen	<b>49</b>	<b>49</b>	<b>343</b>	<b>347</b>	<b>5</b>	<b>5</b>	<b>158</b>	<b>161</b>	-	-	<b>3</b>	<b>3</b>
<b>Veneto</b>	<b>25</b>	<b>28</b>	<b>2,421</b>	<b>2,499</b>	<b>4</b>	<b>5</b>	<b>1,739</b>	<b>1,821</b>	<b>1</b>	<b>1</b>	<b>41</b>	<b>40</b>
Venice	1	2	360	369	1	1	270	278	-	-	6	6
Verona	6	7	507	518	1	2	379	394	-	-	14	13
Vicenza	5	5	448	461	-	-	311	324	-	-	6	5
Belluno	1	1	124	127	-	-	98	100	-	-	1	1
Treviso	6	6	416	438	1	1	280	304	-	-	10	11
Padova	4	5	446	463	1	1	327	343	1	1	4	4
Rovigo	<b>2</b>	<b>2</b>	<b>120</b>	<b>123</b>	-	-	<b>74</b>	<b>78</b>	-	-	-	-
<b>Friuli Venezia Giulia</b>	<b>15</b>	<b>15</b>	<b>673</b>	<b>689</b>	<b>4</b>	<b>4</b>	<b>379</b>	<b>392</b>	<b>1</b>	<b>1</b>	<b>53</b>	<b>53</b>
Trieste	2	2	90	92	1	1	65	68	-	-	4	4
Udine	7	7	361	369	2	2	194	198	1	1	34	34
Gorizia	3	3	69	71	-	-	27	29	-	-	6	6
Pordenone	<b>3</b>	<b>3</b>	<b>153</b>	<b>157</b>	<b>1</b>	<b>1</b>	<b>93</b>	<b>97</b>	-	-	<b>9</b>	<b>9</b>
<b>Emilia Romegna</b>	<b>25</b>	<b>28</b>	<b>2,509</b>	<b>2,658</b>	<b>11</b>	<b>14</b>	<b>2,042</b>	<b>2,186</b>	<b>2</b>	<b>2</b>	<b>77</b>	<b>76</b>
Bologna	6	8	587	619	2	4	462	493	-	-	6	6
Piacenza	1	1	172	178	-	-	113	119	1	1	46	46
Parma	1	1	248	275	1	1	227	254	-	-	4	4
Reggio nell'Emilia	3	3	298	314	3	3	257	274	-	-	2	1
Modena	2	3	349	366	1	2	318	334	1	1	16	17
Ferrara	2	2	150	168	1	1	133	151	-	-	-	-
Ravenna	3	3	250	257	1	1	205	212	-	-	1	1
Forli-Cesena	3	3	251	264	1	1	189	202	-	-	2	1
Rimini	4	4	204	217	1	1	138	147	-	-	-	-

## Banks and financial institutions: branch network

### Banks and branches

by province and institutional category of banks

(numbers in units)

Mutual banks				Branches of foreign banks				Municipalities served by banks	
Banks		Branches		Banks		Branches			
2019	2018	2019	2018	2019	2018	2019	2018	2019	2018

#### North East Italy

<b>Trentino-Alto Adige</b>	<b>58</b>	<b>61</b>	<b>443</b>	<b>449</b>	<b>3</b>	<b>3</b>	<b>4</b>	<b>5</b>	<b>261</b>	<b>265</b>
Trento	17	20	264	270	-	-	1	1	152	156
Bolzano/Bozen	41	41	179	179	3	3	3	4	109	109
<b>Veneto</b>	<b>20</b>	<b>22</b>	<b>631</b>	<b>626</b>	<b>-</b>	<b>-</b>	<b>10</b>	<b>12</b>	<b>487</b>	<b>499</b>
Venice	-	1	83	83	-	-	1	2	44	44
Verona	5	5	111	108	-	-	3	3	89	89
Vicenza	5	5	130	130	-	-	1	2	98	101
Belluno	1	1	25	26	-	-	-	-	37	41
Treviso	5	5	125	122	-	-	1	1	89	91
Padova	2	3	111	112	-	-	4	4	95	97
Rovigo	2	2	46	45	-	-	-	-	35	36
<b>Friuli Venezia Giulia</b>	<b>10</b>	<b>10</b>	<b>240</b>	<b>241</b>	<b>-</b>	<b>-</b>	<b>1</b>	<b>3</b>	<b>162</b>	<b>165</b>
Trieste	1	1	20	19	-	-	1	1	4	4
Udine	4	4	133	135	-	-	-	2	102	104
Gorizia	3	3	36	36	-	-	-	-	21	21
Pordenone	2	2	51	51	-	-	-	-	35	36
<b>Emilia Romegna</b>	<b>11</b>	<b>11</b>	<b>381</b>	<b>386</b>	<b>1</b>	<b>1</b>	<b>9</b>	<b>10</b>	<b>318</b>	<b>317</b>
Bologna	3	3	114	114	1	1	5	6	53	53
Piacenza	-	-	13	13	-	-	-	-	39	39
Parma	-	-	17	17	-	-	-	-	46	45
Reggio nell'Emilia	-	-	39	39	-	-	-	-	42	42
Modena	-	-	11	11	-	-	4	4	47	47
Ferrara	1	1	17	17	-	-	-	-	24	23
Ravenna	2	2	44	44	-	-	-	-	18	18
Forlì-Cesena	2	2	60	61	-	-	-	-	29	30
Rimini	3	3	66	70	-	-	-	-	20	20

## Banks and financial institutions: branch network

### Banks and branches

by province and institutional category of banks

(numbers in units)

Total				Public limited banks (spa)				Cooperative banks			
Banks		Branches		Banks		Branches		Banks		Branches	
2019	2018	2019	2018	2019	2018	2019	2018	2019	2018	2019	2018

#### Central Italy

<b>Tuscany</b>	<b>28</b>	<b>30</b>	<b>1,825</b>	<b>1,960</b>	<b>10</b>	<b>12</b>	<b>1,476</b>	<b>1,607</b>	<b>2</b>	<b>2</b>	<b>28</b>	<b>28</b>
Florence	9	10	481	519	5	6	412	450	-	-	3	3
Massa-Carrara	-	-	81	89	-	-	79	86	-	-	-	-
Lucca	3	3	188	204	2	2	165	181	-	-	-	-
Pistoia	3	4	126	137	-	1	90	100	-	-	-	-
Livorno	2	2	164	169	-	-	137	143	-	-	-	-
Pisa	3	3	238	250	1	1	186	196	1	1	16	16
Arezzo	3	3	179	194	-	-	136	151	1	1	9	9
Siena	4	4	162	170	2	2	114	122	-	-	-	-
Grosseto	1	1	128	134	-	-	93	98	-	-	-	-
Prato	-	-	78	94	-	-	64	80	-	-	-	-
<b>Umbria</b>	<b>3</b>	<b>4</b>	<b>407</b>	<b>431</b>	<b>1</b>	<b>2</b>	<b>356</b>	<b>380</b>	<b>-</b>	<b>-</b>	<b>2</b>	<b>2</b>
Perugia	2	3	310	328	-	1	267	285	-	-	2	2
Terni	1	1	97	103	1	1	89	95	-	-	-	-
<b>Marche</b>	<b>15</b>	<b>16</b>	<b>813</b>	<b>844</b>	<b>2</b>	<b>2</b>	<b>602</b>	<b>632</b>	<b>-</b>	<b>-</b>	<b>20</b>	<b>22</b>
Ancona	4	4	241	256	-	-	176	191	-	-	6	6
Pesaro e Urbino	4	5	207	212	-	-	143	147	-	-	3	4
Macerata	4	4	171	177	1	1	135	141	-	-	4	5
Ascoli Piceno	2	2	110	115	-	-	78	83	-	-	5	5
Fermo	1	1	84	84	1	1	70	70	-	-	2	2
<b>Lazio</b>	<b>45</b>	<b>46</b>	<b>2,045</b>	<b>2,132</b>	<b>17</b>	<b>17</b>	<b>1,557</b>	<b>1,644</b>	<b>5</b>	<b>5</b>	<b>178</b>	<b>177</b>
Rome	35	35	1,500	1,567	16	16	1,203	1,270	2	2	100	99
Viterbo	2	3	164	171	1	1	110	117	-	-	2	2
Rieti	1	1	56	65	-	-	48	57	-	-	-	-
Latina	3	3	163	163	-	-	103	104	1	1	33	33
Frosinone	4	4	162	166	-	-	93	96	2	2	43	43

## Banks and financial institutions: branch network

### Banks and branches

by province and institutional category of banks

(numbers in units)

Mutual banks				Branches of foreign banks				Municipalities served by banks	
Banks		Branches		Banks		Branches			
2019	2018	2019	2018	2019	2018	2019	2018	2019	2018

#### Central Italy

<b>Tuscany</b>	<b>16</b>	<b>16</b>	<b>318</b>	<b>320</b>	-	-	<b>3</b>	<b>5</b>	<b>263</b>	<b>263</b>
Florence	4	4	63	63	-	-	3	3	41	41
Massa-Carrara	-	-	2	2	-	-	-	1	15	15
Lucca	1	1	23	23	-	-	-	-	25	25
Pistoia	3	3	36	37	-	-	-	-	21	21
Livorno	2	2	27	26	-	-	-	-	19	19
Pisa	1	1	36	37	-	-	-	1	38	38
Arezzo	2	2	34	34	-	-	-	-	34	34
Siena	2	2	48	48	-	-	-	-	36	36
Grosseto	1	1	35	36	-	-	-	-	28	28
Prato	-	-	14	14	-	-	-	-	6	6
<b>Umbria</b>	<b>2</b>	<b>2</b>	<b>49</b>	<b>49</b>	-	-	-	-	<b>75</b>	<b>78</b>
Perugia	2	2	41	41	-	-	-	-	46	48
Terni	-	-	8	8	-	-	-	-	29	30
<b>Marche</b>	<b>13</b>	<b>14</b>	<b>191</b>	<b>190</b>	-	-	-	-	<b>187</b>	<b>190</b>
Ancona	4	4	59	59	-	-	-	-	43	45
Pesaro e Urbino	4	5	61	61	-	-	-	-	47	47
Macerata	3	3	32	31	-	-	-	-	43	43
Ascoli Piceno	2	2	27	27	-	-	-	-	26	27
Fermo	-	-	12	12	-	-	-	-	28	28
<b>Lazio</b>	<b>14</b>	<b>15</b>	<b>289</b>	<b>288</b>	<b>9</b>	<b>9</b>	<b>21</b>	<b>23</b>	<b>225</b>	<b>233</b>
Rome	8	8	176	176	9	9	21	22	79	79
Viterbo	1	2	52	52	-	-	-	-	48	50
Rieti	1	1	8	8	-	-	-	-	23	29
Latina	2	2	27	26	-	-	-	-	27	27
Frosinone	2	2	26	26	-	-	-	1	48	48

## Banks and financial institutions: branch network

### Banks and branches

by province and institutional category of banks

(numbers in units)

Total				Public limited banks (spa)				Cooperative banks			
Banks		Branches		Banks		Branches		Banks		Branches	
2019	2018	2019	2018	2019	2018	2019	2018	2019	2018	2019	2018

#### Southern Italy

<b>Abruzzo</b>	<b>8</b>	<b>8</b>	<b>526</b>	<b>549</b>	-	-	<b>330</b>	<b>350</b>	-	-	<b>106</b>	<b>106</b>
L'Aquila	1	1	117	126	-	-	89	98	-	-	6	6
Teramo	4	4	143	146	-	-	62	62	-	-	53	53
Pescara	1	1	126	132	-	-	68	73	-	-	35	35
Chieti	2	2	140	145	-	-	111	117	-	-	12	12
<b>Molise</b>	<b>2</b>	<b>2</b>	<b>100</b>	<b>109</b>	-	-	<b>69</b>	<b>78</b>	<b>1</b>	<b>1</b>	<b>15</b>	<b>15</b>
Campobasso	2	2	79	87	-	-	53	61	1	1	12	12
Isernia	-	-	21	22	-	-	16	17	-	-	3	3
<b>Campania</b>	<b>21</b>	<b>22</b>	<b>1,248</b>	<b>1,298</b>	<b>6</b>	<b>6</b>	<b>975</b>	<b>1,022</b>	<b>3</b>	<b>3</b>	<b>124</b>	<b>126</b>
Naples	8	8	602	625	4	4	528	550	3	3	67	68
Caserta	3	3	154	161	2	2	131	138	-	-	16	16
Benevento	1	1	76	78	-	-	52	55	-	-	10	10
Avellino	1	2	105	113	-	-	69	76	-	-	15	16
Salerno	8	8	311	321	-	-	195	203	-	-	16	16
<b>Apulia</b>	<b>27</b>	<b>28</b>	<b>1,077</b>	<b>1,153</b>	-	<b>1</b>	<b>716</b>	<b>793</b>	<b>3</b>	<b>3</b>	<b>229</b>	<b>231</b>
Bari	13	14	373	401	-	1	231	259	2	2	85	87
Foggia	1	1	169	184	-	-	132	147	-	-	26	26
Taranto	5	5	130	134	-	-	82	86	-	-	22	22
Brindisi	2	2	96	105	-	-	60	69	-	-	24	24
Lecce	3	3	213	227	-	-	143	157	1	1	56	56
Barletta-Andria-Trani	3	3	96	102	-	-	68	75	-	-	16	16
<b>Basilicata</b>	<b>3</b>	<b>3</b>	<b>204</b>	<b>221</b>	-	-	<b>113</b>	<b>129</b>	-	-	<b>48</b>	<b>49</b>
Potenza	3	3	138	148	-	-	70	79	-	-	37	38
Matera	-	-	66	73	-	-	43	50	-	-	11	11
<b>Calabria</b>	<b>8</b>	<b>8</b>	<b>386</b>	<b>405</b>	-	-	<b>295</b>	<b>328</b>	-	-	<b>8</b>	<b>8</b>
Catanzaro	3	3	84	87	-	-	62	65	-	-	2	2
Cosenza	2	2	149	159	-	-	103	127	-	-	6	6
Reggio di Calabria	1	1	94	98	-	-	86	90	-	-	-	-
Crotone	1	1	31	32	-	-	23	24	-	-	-	-
Vibo Valentia	1	1	28	29	-	-	21	22	-	-	-	-

## Banks and financial institutions: branch network

### Banks and branches

by province and institutional category of banks

(numbers in units)

Mutual banks				Branches of foreign banks				Municipalities served by banks	
Banks		Branches		Banks		Branches			
2019	2018	2019	2018	2019	2018	2019	2018	2019	2018

#### Southern Italy

<b>Abruzzo</b>	<b>8</b>	<b>8</b>	<b>90</b>	<b>93</b>	-	-	-	-	<b>154</b>	<b>158</b>
L'Aquila	1	1	22	22	-	-	-	-	38	40
Teramo	4	4	28	31	-	-	-	-	39	39
Pescara	1	1	23	24	-	-	-	-	28	28
Chieti	2	2	17	16	-	-	-	-	49	51
<b>Molise</b>	<b>1</b>	<b>1</b>	<b>16</b>	<b>16</b>	-	-	-	-	<b>35</b>	<b>39</b>
Campobasso	1	1	14	14	-	-	-	-	28	31
Isernia	-	-	2	2	-	-	-	-	7	8
<b>Campania</b>	<b>12</b>	<b>13</b>	<b>147</b>	<b>148</b>	-	-	<b>2</b>	<b>2</b>	<b>289</b>	<b>298</b>
Naples	1	1	5	5	-	-	2	2	72	75
Caserta	1	1	7	7	-	-	-	-	50	51
Benevento	1	1	14	13	-	-	-	-	35	35
Avellino	1	2	21	21	-	-	-	-	42	46
Salerno	8	8	100	102	-	-	-	-	90	91
<b>Apulia</b>	<b>24</b>	<b>24</b>	<b>132</b>	<b>129</b>	-	-	-	-	<b>210</b>	<b>212</b>
Bari	11	11	57	55	-	-	-	-	39	39
Foggia	1	1	11	11	-	-	-	-	45	45
Taranto	5	5	26	26	-	-	-	-	23	23
Brindisi	2	2	12	12	-	-	-	-	20	20
Lecce	2	2	14	14	-	-	-	-	73	75
Barletta-Andria-Trani	3	3	12	11	-	-	-	-	10	10
<b>Basilicata</b>	<b>3</b>	<b>3</b>	<b>43</b>	<b>43</b>	-	-	-	-	<b>85</b>	<b>85</b>
Potenza	3	3	31	31	-	-	-	-	61	61
Matera	-	-	12	12	-	-	-	-	24	24
<b>Calabria</b>	<b>8</b>	<b>8</b>	<b>83</b>	<b>69</b>	-	-	-	-	<b>141</b>	<b>150</b>
Catanzaro	3	3	20	20	-	-	-	-	31	32
Cosenza	2	2	40	26	-	-	-	-	53	60
Reggio di Calabria	1	1	8	8	-	-	-	-	29	29
Crotone	1	1	8	8	-	-	-	-	16	16
Vibo Valentia	1	1	7	7	-	-	-	-	12	13

## Banks and financial institutions: branch network

### Banks and branches

by province and institutional category of banks

(numbers in units)

Total				Public limited banks (spa)				Cooperative banks			
Banks		Branches		Banks		Branches		Banks		Branches	
2019	2018	2019	2018	2019	2018	2019	2018	2019	2018	2019	2018

#### Islands

<b>Sicily</b>	<b>22</b>	<b>23</b>	<b>1,228</b>	<b>1,273</b>	<b>1</b>	<b>1</b>	<b>945</b>	<b>983</b>	<b>2</b>	<b>2</b>	<b>109</b>	<b>117</b>
Palermo	6	6	287	306	-	-	240	259	1	1	8	8
Trapani	1	1	113	116	-	-	96	99	-	-	-	-
Messina	2	2	155	158	1	1	131	134	-	-	10	11
Agrigento	3	4	119	123	-	-	80	83	-	-	13	14
Caltanissetta	6	6	74	76	-	-	43	45	-	-	3	3
Enna	1	1	51	54	-	-	35	37	-	-	2	2
Catania	1	1	242	248	-	-	194	197	-	-	28	31
Ragusa	1	1	89	93	-	-	54	55	1	1	29	32
Syracuse	<b>1</b>	<b>1</b>	<b>98</b>	<b>99</b>	-	-	<b>72</b>	<b>74</b>	-	-	<b>16</b>	<b>16</b>
<b>Sardinia</b>	<b>4</b>	<b>4</b>	<b>545</b>	<b>556</b>	<b>2</b>	<b>2</b>	<b>534</b>	<b>544</b>	-	-	<b>1</b>	-
Cagliari	1	1	111	118	-	-	108	114	-	-	-	-
Sassari	2	2	175	174	2	2	174	174	-	-	1	-
Olbia-Tempio	-	-	-	-	-	-	-	-	-	-	-	-
Nuoro	-	-	82	81	-	-	82	81	-	-	-	-
Ogliastra	-	-	-	-	-	-	-	-	-	-	-	-
Oristano	1	1	69	70	-	-	63	64	-	-	-	-
Carbonia-Iglesias	-	-	-	-	-	-	-	-	-	-	-	-
Medio campidano	-	-	-	-	-	-	-	-	-	-	-	-
South Sardinia	-	-	108	113	-	-	107	111	-	-	-	-



## Banks and financial institutions: branch network

### Banks and branches

by province and institutional category of banks

(numbers in units)

Mutual banks				Branches of foreign banks				Municipalities served by banks	
Banks		Branches		Banks		Branches			
2019	2018	2019	2018	2019	2018	2019	2018	2019	2018

<b>Islands</b>										
<b>Sicily</b>	<b>19</b>	<b>20</b>	<b>173</b>	<b>172</b>	-	-	<b>1</b>	<b>1</b>	<b>277</b>	<b>288</b>
Palermo	5	5	39	39	-	-	-	-	62	65
Trapani	1	1	17	17	-	-	-	-	21	22
Messina	1	1	14	13	-	-	-	-	48	49
Agrigento	3	4	26	26	-	-	-	-	34	35
Caltanissetta	6	6	28	28	-	-	-	-	20	20
Enna	1	1	14	15	-	-	-	-	16	17
Catania	1	1	19	19	-	-	1	1	46	50
Ragusa	-	-	6	6	-	-	-	-	12	12
Syracuse	1	1	10	9	-	-	-	-	18	18
<b>Sardinia</b>	<b>2</b>	<b>2</b>	<b>9</b>	<b>9</b>	-	-	<b>1</b>	<b>3</b>	<b>284</b>	<b>284</b>
Cagliari	1	1	2	2	-	-	1	2	16	16
Sassari	-	-	-	-	-	-	-	-	81	81
Olbia-Tempio	-	-	-	-	-	-	-	-	-	-
Nuoro	-	-	-	-	-	-	-	-	58	58
Ogliastra	-	-	-	-	-	-	-	-	-	-
Oristano	1	1	6	6	-	-	-	-	48	48
Carbonia-Iglesias	-	-	-	-	-	-	-	-	-	-
Medio campidano	-	-	-	-	-	-	-	-	-	-
South Sardinia	-	-	1	1	-	-	-	1	81	81

## Banks and financial institutions: branch network

Access to data:

[TDB20212](#)

### Banks and branches by province and size of banks

(numbers in units)

	Total				Major banks				Large banks			
	Banks		Branches		Banks		Branches		Banks		Branches	
	2019	2018	2019	2018	2019	2018	2019	2018	2019	2018	2019	2018
<b>ITALY</b>	<b>485</b>	<b>505</b>	<b>24,311</b>	<b>25,409</b>	<b>9</b>	<b>9</b>	<b>12,721</b>	<b>12,694</b>	<b>10</b>	<b>11</b>	<b>2,587</b>	<b>2,664</b>
<b>North West Italy</b>												
<b>Piedmont</b>	<b>28</b>	<b>28</b>	<b>1,981</b>	<b>2,065</b>	<b>1</b>	<b>1</b>	<b>1,018</b>	<b>1,047</b>	-	-	<b>150</b>	<b>159</b>
Turin	10	10	800	851	1	1	438	463	-	-	74	82
Vercelli	-	-	102	105	-	-	47	46	-	-	4	4
Novara	-	-	153	155	-	-	116	117	-	-	14	14
Cuneo	13	13	422	436	-	-	180	184	-	-	14	13
Asti	1	1	130	137	-	-	37	39	-	-	4	5
Alessandria	-	-	200	205	-	-	126	126	-	-	27	28
Biella	4	4	110	112	-	-	25	23	-	-	4	4
Verbano-Cusio-Ossola	-	-	<b>64</b>	<b>64</b>	-	-	<b>49</b>	<b>49</b>	-	-	<b>9</b>	<b>9</b>
<b>Valle d'Aosta</b>	<b>1</b>	<b>1</b>	<b>79</b>	<b>83</b>	-	-	<b>41</b>	<b>41</b>	-	-	<b>5</b>	<b>5</b>
<b>Lombardy</b>	<b>134</b>	<b>136</b>	<b>4,814</b>	<b>5,010</b>	<b>4</b>	<b>4</b>	<b>2,585</b>	<b>2,695</b>	<b>4</b>	<b>5</b>	<b>831</b>	<b>855</b>
Milan	100	102	1,347	1,427	3	3	808	851	2	3	192	202
Varese	-	-	326	345	-	-	223	237	-	-	54	56
Como	3	3	301	310	-	-	115	118	-	-	102	106
Sondrio	2	2	128	129	-	-	18	16	2	2	107	109
Bergamo	7	7	562	577	1	1	351	362	-	-	49	50
Brescia	11	11	737	754	-	-	350	364	-	-	68	69
Pavia	-	-	255	273	-	-	147	157	-	-	62	64
Cremona	2	2	221	228	-	-	105	106	-	-	38	39
Mantua	1	1	256	268	-	-	165	172	-	-	37	38
Lecco	1	1	208	209	-	-	79	78	-	-	56	57
Lodi	3	3	125	130	-	-	57	61	-	-	13	13
Monza e della Brianza	<b>4</b>	<b>4</b>	<b>348</b>	<b>360</b>	-	-	<b>167</b>	<b>173</b>	-	-	<b>53</b>	<b>52</b>
<b>Liguria</b>	<b>3</b>	<b>4</b>	<b>677</b>	<b>706</b>	-	-	<b>295</b>	<b>290</b>	<b>1</b>	<b>1</b>	<b>260</b>	<b>213</b>
Genoa	3	3	361	375	-	-	182	179	1	1	119	116
Imperia	-	-	83	85	-	-	32	32	-	-	27	23
Savona	-	-	124	135	-	-	49	49	-	-	49	54
La Spezia	-	1	109	111	-	-	32	30	-	-	65	20

**Note:** The geographical breakdown refers to the location of bank's headquarter.

Source: supervisory Registers and Lists

## Banks and financial institutions: branch network

### Banks and branches by province and size of banks

(numbers in units)

	Medium banks				Small banks				Minor banks			
	Banks		Branches		Banks		Branches		Banks		Branches	
	2019	2018	2019	2018	2019	2018	2019	2018	2019	2018	2019	2018
<b>ITALY</b>	<b>26</b>	<b>29</b>	<b>2,928</b>	<b>3,433</b>	<b>121</b>	<b>125</b>	<b>3,426</b>	<b>3,896</b>	<b>319</b>	<b>331</b>	<b>2,649</b>	<b>2,722</b>
<b>North West Italy</b>												
<b>Piedmont</b>	<b>3</b>	<b>3</b>	<b>338</b>	<b>355</b>	<b>12</b>	<b>12</b>	<b>342</b>	<b>360</b>	<b>12</b>	<b>12</b>	<b>133</b>	<b>144</b>
Turin	1	1	144	154	4	4	97	100	4	4	47	52
Vercelli	-	-	11	11	-	-	39	42	-	-	1	2
Novara	-	-	12	12	-	-	10	11	-	-	1	1
Cuneo	-	-	28	29	6	6	117	122	7	7	83	88
Asti	1	1	73	76	-	-	16	17	-	-	-	-
Alessandria	-	-	28	30	-	-	19	21	-	-	-	-
Biella	1	1	40	42	2	2	40	42	1	1	1	1
Verbano-Cusio-Ossola	-	-	2	1	-	-	4	5	-	-	-	-
<b>Valle d'Aosta</b>	<b>-</b>	<b>-</b>	<b>10</b>	<b>11</b>	<b>-</b>	<b>-</b>	<b>5</b>	<b>6</b>	<b>1</b>	<b>1</b>	<b>18</b>	<b>20</b>
<b>Lombardy</b>	<b>11</b>	<b>11</b>	<b>404</b>	<b>432</b>	<b>40</b>	<b>41</b>	<b>712</b>	<b>737</b>	<b>75</b>	<b>75</b>	<b>282</b>	<b>291</b>
Milan	10	10	152	168	25	26	113	119	60	60	82	87
Varese	-	-	30	31	-	-	8	10	-	-	11	11
Como	-	-	35	36	1	1	31	32	2	2	18	18
Sondrio	-	-	-	-	-	-	1	2	-	-	2	2
Bergamo	-	-	26	26	4	4	109	112	2	2	27	27
Brescia	-	-	27	29	5	5	235	236	6	6	57	56
Pavia	-	-	18	20	-	-	20	23	-	-	8	9
Cremona	-	-	6	8	2	2	67	70	-	-	5	5
Mantua	-	-	5	7	-	-	37	39	1	1	12	12
Lecco	-	-	44	43	-	-	5	6	1	1	24	25
Lodi	-	-	6	6	1	1	29	30	2	2	20	20
Monza e della Brianza	1	1	55	58	2	2	57	58	1	1	16	19
<b>Liguria</b>	<b>-</b>	<b>-</b>	<b>62</b>	<b>70</b>	<b>1</b>	<b>2</b>	<b>44</b>	<b>117</b>	<b>1</b>	<b>1</b>	<b>16</b>	<b>16</b>
Genoa	-	-	34	39	1	1	20	35	1	1	6	6
Imperia	-	-	10	10	-	-	13	19	-	-	1	1
Savona	-	-	11	12	-	-	6	11	-	-	9	9
La Spezia	-	-	7	9	-	1	5	52	-	-	-	-

## Banks and financial institutions: branch network

### Banks and branches by province and size of banks

(numbers in units)

Total				Major banks				Large banks			
Banks		Branches		Banks		Branches		Banks		Branches	
2019	2018	2019	2018	2019	2018	2019	2018	2019	2018	2019	2018

#### North East Italy

<b>Trentino-Alto Adige</b>	<b>68</b>	<b>71</b>	<b>753</b>	<b>768</b>	-	-	<b>117</b>	<b>121</b>	-	-	<b>22</b>	<b>23</b>
Trento	19	22	410	421	-	-	86	87	-	-	17	18
Bolzano/Bozen	<b>49</b>	<b>49</b>	<b>343</b>	<b>347</b>	-	-	<b>31</b>	<b>34</b>	-	-	<b>5</b>	<b>5</b>
<b>Veneto</b>	<b>25</b>	<b>28</b>	<b>2,421</b>	<b>2,499</b>	<b>1</b>	<b>1</b>	<b>1,334</b>	<b>1,379</b>	-	-	<b>83</b>	<b>89</b>
Venice	1	2	360	369	-	-	192	195	-	-	17	18
Verona	6	7	507	518	1	1	323	330	-	-	16	17
Vicenza	5	5	448	461	-	-	230	238	-	-	14	15
Belluno	1	1	124	127	-	-	67	68	-	-	2	2
Treviso	6	6	416	438	-	-	202	220	-	-	11	11
Padova	4	5	446	463	-	-	252	258	-	-	21	24
Rovigo	<b>2</b>	<b>2</b>	<b>120</b>	<b>123</b>	-	-	<b>68</b>	<b>70</b>	-	-	<b>2</b>	<b>2</b>
<b>Friuli Venezia Giulia</b>	<b>15</b>	<b>15</b>	<b>673</b>	<b>689</b>	-	-	<b>258</b>	<b>261</b>	-	-	<b>6</b>	<b>6</b>
Trieste	2	2	90	92	-	-	50	51	-	-	3	3
Udine	7	7	361	369	-	-	127	128	-	-	2	2
Gorizia	3	3	69	71	-	-	24	26	-	-	-	-
Pordenone	<b>3</b>	<b>3</b>	<b>153</b>	<b>157</b>	-	-	<b>57</b>	<b>56</b>	-	-	<b>1</b>	<b>1</b>
<b>Emilia Romagna</b>	<b>25</b>	<b>28</b>	<b>2,509</b>	<b>2,658</b>	<b>1</b>	<b>1</b>	<b>1,326</b>	<b>1,216</b>	<b>2</b>	<b>2</b>	<b>398</b>	<b>436</b>
Bologna	6	8	587	619	-	-	333	253	-	-	31	37
Piacenza	1	1	172	178	-	-	53	48	-	-	58	61
Parma	1	1	248	275	-	-	119	124	1	1	93	101
Reggio nell'Emilia	3	3	298	314	-	-	175	165	1	1	68	75
Modena	2	3	349	366	1	1	251	221	-	-	35	40
Ferrara	2	2	150	168	-	-	99	105	-	-	6	8
Ravenna	3	3	250	257	-	-	107	107	-	-	29	30
Forlì-Cesena	3	3	251	264	-	-	115	117	-	-	39	42
Rimini	4	4	204	217	-	-	74	76	-	-	39	42

## Banks and financial institutions: branch network

### Banks and branches

by province and size of banks

(numbers in units)

Medium banks				Small banks				Minor banks			
Banks		Branches		Banks		Branches		Banks		Branches	
2019	2018	2019	2018	2019	2018	2019	2018	2019	2018	2019	2018

#### North East Italy

<b>Trentino-Alto Adige</b>	<b>2</b>	<b>2</b>	<b>158</b>	<b>159</b>	<b>9</b>	<b>9</b>	<b>102</b>	<b>107</b>	<b>57</b>	<b>60</b>	<b>354</b>	<b>358</b>
Trento	-	-	37	38	5	5	84	88	14	17	186	190
Bolzano/Bozen	<b>2</b>	<b>2</b>	<b>121</b>	<b>121</b>	<b>4</b>	<b>4</b>	<b>18</b>	<b>19</b>	<b>43</b>	<b>43</b>	<b>168</b>	<b>168</b>
<b>Veneto</b>	<b>1</b>	<b>1</b>	<b>343</b>	<b>362</b>	<b>10</b>	<b>10</b>	<b>418</b>	<b>409</b>	<b>13</b>	<b>16</b>	<b>243</b>	<b>260</b>
Venice	1	1	60	63	-	-	78	66	-	1	13	27
Verona	-	-	40	42	-	-	34	37	5	6	94	92
Vicenza	-	-	65	67	3	3	96	96	2	2	43	45
Belluno	-	-	29	30	-	-	4	4	1	1	22	23
Treviso	-	-	65	70	4	4	119	117	2	2	19	20
Padova	-	-	80	85	3	3	73	75	1	2	20	21
Rovigo	-	-	<b>4</b>	<b>5</b>	-	-	<b>14</b>	<b>14</b>	<b>2</b>	<b>2</b>	<b>32</b>	<b>32</b>
<b>Friuli Venezia Giulia</b>	<b>2</b>	<b>2</b>	<b>108</b>	<b>114</b>	<b>3</b>	<b>3</b>	<b>91</b>	<b>92</b>	<b>10</b>	<b>10</b>	<b>210</b>	<b>216</b>
Trieste	1	1	12	13	-	-	5	6	1	1	20	19
Udine	-	-	59	61	2	2	40	38	5	5	133	140
Gorizia	-	-	3	3	-	-	6	6	3	3	36	36
Pordenone	<b>1</b>	<b>1</b>	<b>34</b>	<b>37</b>	<b>1</b>	<b>1</b>	<b>40</b>	<b>42</b>	<b>1</b>	<b>1</b>	<b>21</b>	<b>21</b>
<b>Emilia Romagna</b>	<b>1</b>	<b>3</b>	<b>91</b>	<b>290</b>	<b>12</b>	<b>12</b>	<b>579</b>	<b>583</b>	<b>9</b>	<b>10</b>	<b>115</b>	<b>133</b>
Bologna	-	2	32	133	3	3	150	152	3	3	41	44
Piacenza	-	-	5	12	1	1	56	57	-	-	-	-
Parma	-	-	9	22	-	-	24	25	-	-	3	3
Reggio nell'Emilia	1	1	10	28	-	-	33	33	1	1	12	13
Modena	-	-	17	54	1	1	36	37	-	1	10	14
Ferrara	-	-	4	14	1	1	30	30	1	1	11	11
Ravenna	-	-	4	10	2	2	101	101	1	1	9	9
Forlì-Cesena	-	-	5	10	-	-	64	66	3	3	28	29
Rimini	-	-	5	7	4	4	85	82	-	-	1	10

## Banks and financial institutions: branch network

### Banks and branches by province and size of banks

(numbers in units)

Total				Major banks				Large banks			
Banks		Branches		Banks		Branches		Banks		Branches	
2019	2018	2019	2018	2019	2018	2019	2018	2019	2018	2019	2018

#### Central Italy

<b>Tuscany</b>	<b>28</b>	<b>30</b>	<b>1,825</b>	<b>1,960</b>	<b>1</b>	<b>1</b>	<b>1,033</b>	<b>839</b>	<b>1</b>	<b>1</b>	<b>198</b>	<b>207</b>
Florence	9	10	481	519	-	-	261	193	1	1	69	77
Massa-Carrara	-	-	81	89	-	-	39	35	-	-	38	27
Lucca	3	3	188	204	-	-	119	104	-	-	15	20
Pistoia	3	4	126	137	-	-	69	44	-	-	11	12
Livorno	2	2	164	169	-	-	97	86	-	-	12	13
Pisa	3	3	238	250	-	-	102	86	-	-	30	32
Arezzo	3	3	179	194	-	-	118	96	-	-	9	10
Siena	4	4	162	170	1	1	99	84	-	-	4	4
Grosseto	1	1	128	134	-	-	82	62	-	-	2	3
Prato	-	-	<b>78</b>	<b>94</b>	-	-	<b>47</b>	<b>49</b>	-	-	<b>8</b>	<b>9</b>
<b>Umbria</b>	<b>3</b>	<b>4</b>	<b>407</b>	<b>431</b>	-	-	<b>239</b>	<b>247</b>	-	-	<b>16</b>	<b>19</b>
Perugia	2	3	310	328	-	-	190	193	-	-	15	18
Terni	1	1	<b>97</b>	<b>103</b>	-	-	<b>49</b>	<b>54</b>	-	-	<b>1</b>	<b>1</b>
<b>Marche</b>	<b>15</b>	<b>16</b>	<b>813</b>	<b>844</b>	-	-	<b>455</b>	<b>470</b>	-	-	<b>47</b>	<b>48</b>
Ancona	4	4	241	256	-	-	146	156	-	-	15	15
Pesaro e Urbino	4	5	207	212	-	-	107	108	-	-	23	24
Macerata	4	4	171	177	-	-	105	107	-	-	6	6
Ascoli Piceno	2	2	110	115	-	-	57	59	-	-	2	2
Fermo	<b>1</b>	<b>1</b>	<b>84</b>	<b>84</b>	-	-	<b>40</b>	<b>40</b>	-	-	<b>1</b>	<b>1</b>
<b>Lazio</b>	<b>45</b>	<b>46</b>	<b>2,045</b>	<b>2,132</b>	<b>1</b>	<b>1</b>	<b>1,194</b>	<b>1,228</b>	<b>2</b>	<b>2</b>	<b>170</b>	<b>178</b>
Rome	35	35	1,500	1,567	1	1	900	931	2	2	139	145
Viterbo	2	3	164	171	-	-	89	94	-	-	8	9
Rieti	1	1	56	65	-	-	43	49	-	-	3	3
Latina	3	3	163	163	-	-	87	83	-	-	9	9
Frosinone	4	4	162	166	-	-	75	71	-	-	11	12

## Banks and financial institutions: branch network

### Banks and branches by province and size of banks

(numbers in units)

Medium banks				Small banks				Minor banks			
Banks		Branches		Banks		Branches		Banks		Branches	
2019	2018	2019	2018	2019	2018	2019	2018	2019	2018	2019	2018

#### Central Italy

<b>Tuscany</b>	<b>1</b>	<b>2</b>	<b>88</b>	<b>308</b>	<b>12</b>	<b>13</b>	<b>374</b>	<b>468</b>	<b>13</b>	<b>13</b>	<b>132</b>	<b>138</b>
Florence	1	2	37	126	3	3	87	95	4	4	27	28
Massa-Carrara	-	-	1	3	-	-	3	23	-	-	-	1
Lucca	-	-	11	12	1	1	21	44	2	2	22	24
Pistoia	-	-	4	5	1	2	24	57	2	2	18	19
Livorno	-	-	7	22	1	1	40	40	1	1	8	8
Pisa	-	-	8	29	2	2	70	74	1	1	28	29
Arezzo	-	-	5	39	-	-	21	23	3	3	26	26
Siena	-	-	4	25	3	3	55	57	-	-	-	-
Grosseto	-	-	5	29	1	1	39	40	-	-	-	-
Prato	-	-	<b>6</b>	<b>18</b>	-	-	<b>14</b>	<b>15</b>	-	-	<b>3</b>	<b>3</b>
<b>Umbria</b>	-	-	<b>65</b>	<b>17</b>	<b>1</b>	<b>2</b>	<b>37</b>	<b>98</b>	<b>2</b>	<b>2</b>	<b>50</b>	<b>50</b>
Perugia	-	-	55	14	-	1	9	62	2	2	41	41
Terni	-	-	<b>10</b>	<b>3</b>	<b>1</b>	<b>1</b>	<b>28</b>	<b>36</b>	-	-	<b>9</b>	<b>9</b>
<b>Marche</b>	-	-	<b>48</b>	<b>47</b>	<b>2</b>	<b>2</b>	<b>104</b>	<b>111</b>	<b>13</b>	<b>14</b>	<b>159</b>	<b>168</b>
Ancona	-	-	14	16	-	-	6	9	4	4	60	60
Pesaro e Urbino	-	-	8	9	-	-	19	11	4	5	50	60
Macerata	-	-	12	10	-	-	12	19	4	4	36	35
Ascoli Piceno	-	-	11	10	1	1	34	38	1	1	6	6
Fermo	-	-	<b>3</b>	<b>2</b>	<b>1</b>	<b>1</b>	<b>33</b>	<b>34</b>	-	-	<b>7</b>	<b>7</b>
<b>Lazio</b>	<b>3</b>	<b>3</b>	<b>281</b>	<b>286</b>	<b>14</b>	<b>13</b>	<b>189</b>	<b>226</b>	<b>25</b>	<b>27</b>	<b>211</b>	<b>214</b>
Rome	3	3	236	235	13	12	123	151	16	17	102	105
Viterbo	-	-	16	15	-	-	15	17	2	3	36	36
Rieti	-	-	7	6	-	-	-	4	1	1	3	3
Latina	-	-	11	14	-	-	17	19	3	3	39	38
Frosinone	-	-	11	16	1	1	34	35	3	3	31	32

## Banks and financial institutions: branch network

### Banks and branches by province and size of banks

(numbers in units)

Total				Major banks				Large banks			
Banks		Branches		Banks		Branches		Banks		Branches	
2019	2018	2019	2018	2019	2018	2019	2018	2019	2018	2019	2018

#### Southern Italy

<b>Abruzzo</b>	<b>8</b>	<b>8</b>	<b>526</b>	<b>549</b>	-	-	<b>296</b>	<b>309</b>	-	-	<b>4</b>	<b>4</b>
L'Aquila	1	1	117	126	-	-	77	85	-	-	2	2
Teramo	<b>4</b>	<b>4</b>	<b>143</b>	<b>146</b>	-	-	<b>57</b>	<b>57</b>	-	-	-	-
Pescara	1	1	126	132	-	-	51	53	-	-	2	2
Chieti	2	2	140	145	-	-	111	114	-	-	-	-
<b>Molise</b>	<b>2</b>	<b>2</b>	<b>100</b>	<b>109</b>	-	-	<b>64</b>	<b>72</b>	-	-	<b>1</b>	<b>1</b>
Campobasso	2	2	79	87	-	-	48	55	-	-	1	1
Isernia	-	-	21	22	-	-	16	17	-	-	-	-
<b>Campania</b>	<b>21</b>	<b>22</b>	<b>1,248</b>	<b>1,298</b>	-	-	<b>719</b>	<b>736</b>	-	-	<b>100</b>	<b>108</b>
Naples	8	8	602	625	-	-	369	373	-	-	72	79
Caserta	3	3	154	161	-	-	92	95	-	-	18	18
Benevento	1	1	76	78	-	-	45	46	-	-	2	3
Avellino	1	2	105	113	-	-	61	63	-	-	1	1
Salerno	8	8	311	321	-	-	152	159	-	-	7	7
Apulia	27	28	1,077	1,153	-	-	579	576	-	-	51	56
Bari	<b>13</b>	<b>14</b>	<b>373</b>	<b>401</b>	-	-	<b>194</b>	<b>199</b>	-	-	<b>7</b>	<b>9</b>
Foggia	1	1	169	184	-	-	111	108	-	-	15	15
Taranto	5	5	130	134	-	-	69	68	-	-	5	5
Brindisi	<b>2</b>	<b>2</b>	<b>96</b>	<b>105</b>	-	-	<b>48</b>	<b>48</b>	-	-	<b>3</b>	<b>3</b>
Lecce	3	3	213	227	-	-	107	103	-	-	12	14
Barletta-Andria-Trani	3	3	96	102	-	-	50	50	-	-	9	10
<b>Basilicata</b>	<b>3</b>	<b>3</b>	<b>204</b>	<b>221</b>	-	-	<b>107</b>	<b>99</b>	-	-	<b>1</b>	<b>2</b>
Potenza	3	3	138	148	-	-	65	57	-	-	1	2
Matera	-	-	66	73	-	-	42	42	-	-	-	-
<b>Calabria</b>	<b>8</b>	<b>8</b>	<b>386</b>	<b>405</b>	-	-	<b>247</b>	<b>255</b>	-	-	<b>31</b>	<b>31</b>
Catanzaro	3	3	84	87	-	-	49	51	-	-	8	8
Cosenza	2	2	149	159	-	-	90	93	-	-	8	8
Reggio di Calabria	1	1	94	98	-	-	72	75	-	-	8	8
Crotone	1	1	31	32	-	-	18	18	-	-	4	4
Vibo Valentia	1	1	28	29	-	-	18	18	-	-	3	3



## Banks and financial institutions: branch network

### Banks and branches

by province and size of banks

(numbers in units)

Medium banks				Small banks				Minor banks			
Banks		Branches		Banks		Branches		Banks		Branches	
2019	2018	2019	2018	2019	2018	2019	2018	2019	2018	2019	2018

#### Southern Italy

<b>Abruzzo</b>	-	-	<b>131</b>	<b>132</b>	-	-	<b>25</b>	<b>33</b>	<b>8</b>	<b>8</b>	<b>70</b>	<b>71</b>
L'Aquila	-	-	26	26	-	-	8	9	1	1	4	4
Teramo	-	-	<b>55</b>	<b>54</b>	-	-	<b>8</b>	<b>11</b>	<b>4</b>	<b>4</b>	<b>23</b>	<b>24</b>
Pescara	-	-	42	43	-	-	6	8	1	1	25	26
Chieti	-	-	8	9	-	-	3	5	2	2	18	17
<b>Molise</b>	-	-	<b>7</b>	<b>7</b>	-	-	<b>8</b>	<b>9</b>	<b>2</b>	<b>2</b>	<b>20</b>	<b>20</b>
Campobasso	-	-	7	7	-	-	6	7	2	2	17	17
Isernia	-	-	-	-	-	-	2	2	-	-	3	3
<b>Campania</b>	-	-	<b>158</b>	<b>168</b>	<b>1</b>	<b>1</b>	<b>92</b>	<b>105</b>	<b>20</b>	<b>21</b>	<b>179</b>	<b>181</b>
Naples	-	-	83	90	1	1	55	59	7	7	23	24
Caserta	-	-	18	20	-	-	11	13	3	3	15	15
Benevento	-	-	5	5	-	-	9	10	1	1	15	14
Avellino	-	-	16	16	-	-	5	11	1	2	22	22
Salerno	-	-	36	37	-	-	12	12	8	8	104	106
Apulia	1	1	152	162	2	3	160	227	24	24	135	132
Bari	<b>1</b>	<b>1</b>	<b>69</b>	<b>72</b>	<b>1</b>	<b>2</b>	<b>44</b>	<b>64</b>	<b>11</b>	<b>11</b>	<b>59</b>	<b>57</b>
Foggia	-	-	19	20	-	-	13	30	1	1	11	11
Taranto	-	-	10	10	-	-	20	25	5	5	26	26
Brindisi	-	-	<b>16</b>	<b>17</b>	-	-	<b>17</b>	<b>25</b>	<b>2</b>	<b>2</b>	<b>12</b>	<b>12</b>
Lecce	-	-	24	28	1	1	56	68	2	2	14	14
Barletta-Andria-Trani	-	-	14	15	-	-	10	15	3	3	13	12
<b>Basilicata</b>	-	-	<b>38</b>	<b>39</b>	-	-	<b>14</b>	<b>37</b>	<b>3</b>	<b>3</b>	<b>44</b>	<b>44</b>
Potenza	-	-	33	34	-	-	7	23	3	3	32	32
Matera	-	-	5	5	-	-	7	14	-	-	12	12
<b>Calabria</b>	-	-	<b>22</b>	<b>22</b>	-	-	<b>2</b>	<b>27</b>	<b>8</b>	<b>8</b>	<b>84</b>	<b>70</b>
Catanzaro	-	-	6	6	-	-	-	1	3	3	21	21
Cosenza	-	-	10	10	-	-	1	22	2	2	40	26
Reggio di Calabria	-	-	5	5	-	-	1	2	1	1	8	8
Crotone	-	-	1	1	-	-	-	1	1	1	8	8
Vibo Valentia	-	-	-	-	-	-	-	1	1	1	7	7

## Banks and financial institutions: branch network

### Banks and branches

by province and size of banks

(numbers in units)

Total				Major banks				Large banks			
Banks		Branches		Banks		Branches		Banks		Branches	
2019	2018	2019	2018	2019	2018	2019	2018	2019	2018	2019	2018

#### Islands

<b>Sicily</b>	<b>22</b>	<b>23</b>	<b>1,228</b>	<b>1,273</b>	-	-	<b>661</b>	<b>655</b>	-	-	<b>196</b>	<b>208</b>
Palermo	6	6	287	306	-	-	155	158	-	-	51	58
Trapani	1	1	113	116	-	-	64	63	-	-	27	27
Messina	2	2	155	158	-	-	101	96	-	-	17	19
Agrigento	3	4	119	123	-	-	61	62	-	-	13	14
Caltanissetta	6	6	74	76	-	-	36	38	-	-	5	5
Enna	1	1	51	54	-	-	26	27	-	-	9	9
Catania	1	1	242	248	-	-	122	118	-	-	52	52
Ragusa	1	1	89	93	-	-	39	39	-	-	11	12
Syracuse	<b>1</b>	<b>1</b>	<b>98</b>	<b>99</b>	-	-	<b>57</b>	<b>54</b>	-	-	<b>11</b>	<b>12</b>
<b>Sardinia</b>	<b>4</b>	<b>4</b>	<b>545</b>	<b>556</b>	-	-	<b>153</b>	<b>158</b>	-	-	<b>17</b>	<b>16</b>
Cagliari	1	1	111	118	-	-	51	53	-	-	5	5
Sassari	2	2	175	174	-	-	55	54	-	-	7	7
Olbia-Tempio	-	-	-	-	-	-	-	-	-	-	-	-
Nuoro	-	-	82	81	-	-	15	15	-	-	2	1
Ogliastra	-	-	-	-	-	-	-	-	-	-	-	-
Oristano	1	1	69	70	-	-	9	9	-	-	3	3
Carbonia-Iglesias	-	-	-	-	-	-	-	-	-	-	-	-
Medio campidano	-	-	-	-	-	-	-	-	-	-	-	-
South Sardinia	-	-	108	113	-	-	23	27	-	-	-	-

## Banks and financial institutions: branch network

### Banks and branches

by province and size of banks

(numbers in units)

Medium banks				Small banks				Minor banks			
Banks		Branches		Banks		Branches		Banks		Branches	
2019	2018	2019	2018	2019	2018	2019	2018	2019	2018	2019	2018

#### Islands

<b>Sicily</b>	-	-	<b>65</b>	<b>89</b>	<b>2</b>	<b>2</b>	<b>123</b>	<b>138</b>	<b>20</b>	<b>21</b>	<b>183</b>	<b>183</b>
Palermo	-	-	26	33	-	-	12	14	6	6	43	43
Trapani	-	-	5	8	-	-	6	7	1	1	11	11
Messina	-	-	4	9	-	-	16	18	2	2	17	16
Agrigento	-	-	6	6	-	-	-	1	3	4	39	40
Caltanissetta	-	-	2	2	1	1	9	9	5	5	22	22
Enna	-	-	-	-	-	-	2	3	1	1	14	15
Catania	-	-	15	21	-	-	31	35	1	1	22	22
Ragusa	-	-	4	4	1	1	30	33	-	-	5	5
Syracuse	-	-	<b>3</b>	<b>6</b>	-	-	<b>17</b>	<b>18</b>	<b>1</b>	<b>1</b>	<b>10</b>	<b>9</b>
<b>Sardinia</b>	<b>1</b>	<b>1</b>	<b>359</b>	<b>363</b>	-	-	<b>5</b>	<b>6</b>	<b>3</b>	<b>3</b>	<b>11</b>	<b>13</b>
Cagliari	-	-	48	51	-	-	3	4	1	1	4	5
Sassari	1	1	111	111	-	-	2	2	1	1	-	-
Olbia-Tempio	-	-	-	-	-	-	-	-	-	-	-	-
Nuoro	-	-	65	65	-	-	-	-	-	-	-	-
Ogliastra	-	-	-	-	-	-	-	-	-	-	-	-
Oristano	-	-	51	52	-	-	-	-	1	1	6	6
Carbonia-Iglesias	-	-	-	-	-	-	-	-	-	-	-	-
Medio campidano	-	-	-	-	-	-	-	-	-	-	-	-
South Sardinia	-	-	84	84	-	-	-	-	-	-	1	2

## Banks and financial institutions: branch network

Access to data:

[TDB20220](#)

### Bank branches per 100,000 inhabitants

by province

(numbers in unit)

	2019	2018
<b>ITALY</b>	<b>40</b>	<b>42</b>
<b>North West Italy</b>	<b>47</b>	<b>49</b>
<b>Piedmont</b>	<b>45</b>	<b>47</b>
Turin	35	38
Vercelli	60	61
Novara	41	42
Cuneo	72	74
Asti	61	63
Alessandria	47	48
Biella	63	63
Verbano-Cusio-Ossola	<b>40</b>	<b>40</b>
<b>Valle d'Aosta</b>	<b>63</b>	<b>66</b>
<b>Lombardy</b>	<b>48</b>	<b>50</b>
Milan	41	44
Varese	37	39
Como	50	52
Sondrio	71	71
Bergamo	50	52
Brescia	58	60
Pavia	47	50
Cremona	62	64
Mantua	62	65
Lecco	62	62
Lodi	54	57
Monza e della Brianza	<b>40</b>	<b>41</b>
<b>Liguria</b>	<b>44</b>	<b>45</b>
Genova	43	44
Imperia	39	40
Savona	45	49
La Spezia	50	50

Source: supervisory reports

## Banks and financial institutions: branch network

### Bank branches per 100,000 inhabitants

by province

(numbers in unit)

	2019	2018
<b>South East Italy</b>	<b>55</b>	<b>57</b>
<b>Trentino-Alto Adige</b>	70	72
Trento	76	78
Bolzano/Bozen	<b>65</b>	<b>66</b>
<b>Veneto</b>	49	51
Venice	42	43
Verona	55	56
Vicenza	52	53
Belluno	61	62
Treviso	47	49
Padova	48	49
Rovigo	<b>51</b>	<b>52</b>
<b>Friuli Venezia Giulia</b>	55	57
Trieste	38	39
Udine	68	70
Gorizia	49	51
Pordenone	<b>49</b>	<b>50</b>
<b>Emilia Romagna</b>	56	60
Bologna	58	61
Piacenza	60	62
Parma	55	61
Reggio nell'Emilia	56	59
Modena	49	52
Ferrara	43	48
Ravenna	64	66
Forlì-Cesena	64	67
Rimini	<b>60</b>	<b>64</b>

## Banks and financial institutions: branch network

### Bank branches per 100,000 inhabitants

by province

(numbers in unit)

	2019	2018
<b>Center Italy</b>	<b>42</b>	<b>45</b>
<b>Tuscany</b>	<b>49</b>	<b>52</b>
Florence	48	51
Massa-Carrara	42	45
Lucca	48	52
Pistoia	43	47
Livorno	49	50
Pisa	57	59
Arezzo	52	56
Siena	61	63
Grosseto	58	60
Prato	30	37
<b>Umbria</b>	<b>46</b>	<b>49</b>
Perugia	47	50
Terni	43	45
<b>Marche</b>	<b>53</b>	<b>55</b>
Ancona	51	54
Pesaro e Urbino	58	59
Macerata	54	56
Ascoli Piceno	53	55
Fermo	48	48
<b>Lazio</b>	<b>35</b>	<b>36</b>
Rome	35	36
Viterbo	52	54
Rieti	36	42
Latina	28	28
Frosinone	33	34

## Banks and financial institutions: branch network

### Bank branches per 100,000 inhabitants

by province

(numbers in unit)

	2019	2018
<b>South Italy</b>	<b>25</b>	<b>27</b>
<b>Abruzzo</b>	<b>40</b>	<b>42</b>
L'Aquila	39	42
Teramo	46	47
Pescara	40	41
Chieti	<b>36</b>	<b>37</b>
<b>Molise</b>	<b>33</b>	<b>35</b>
Campobasso	36	39
Isernia	<b>25</b>	<b>26</b>
<b>Campania</b>	<b>22</b>	<b>22</b>
Naples	20	20
Caserta	17	17
Benevento	27	28
Avellino	25	27
Salerno	<b>28</b>	<b>29</b>
Apulia	27	28
Bari	30	32
Foggia	27	29
Taranto	23	23
Brindisi	24	27
Lecce	27	28
Barletta-Andria-Trani	25	26
<b>Basilicata</b>	<b>36</b>	<b>39</b>
Potenza	38	40
Matera	33	37
<b>Calabria</b>	<b>20</b>	<b>21</b>
Catanzaro	23	24
Cosenza	21	22
Reggio di Calabria	17	18
Crotone	18	18
Vibo Valentia	17	18

## Banks and financial institutions: branch network

### Bank branches per 100,000 inhabitants

by province

(numbers in unit)

	2019	2018
<b>Islands</b>	<b>27</b>	<b>27</b>
<b>Sicily</b>	25	25
Palermo	23	24
Trapani	26	27
Messina	25	25
Agrigento	27	28
Caltanissetta	28	29
Enna	31	32
Catania	22	22
Ragusa	28	29
Syracuse	<b>25</b>	<b>25</b>
<b>Sardinia</b>	33	34
Cagliari	26	27
Sassari	36	35
Olbia-Tempio	-	-
Nuoro	39	38
Ogliastra	-	-
Oristano	44	44
Carbonia-Iglesias	-	-
Medio campidano	-	-
Sud Sardinia	31	32



## Banks and financial institutions: branch network

Access to data:

[TDB10222](#)

### Employees

by geographical area and institutional category of banks

(numbers in units)

	Total		Public limited banks (spa) and branches of foreign banks		Mutual bank and cooperative banks	
	2019	2018	2019	2018	2019	2018
<b>ITALY</b>	<b>282,183</b>	<b>278,152</b>	<b>241,349</b>	<b>236,835</b>	<b>40,834</b>	<b>41,317</b>
<b>North West Italy</b>	115,076	109,103	105,129	99,074	9,947	10,029
<b>North East Italy</b>	66,437	67,005	53,305	53,697	13,132	13,308
<b>Central Italy</b>	56,978	57,112	49,237	49,231	7,741	7,881
<b>Southern Italy</b>	29,500	30,437	21,442	22,344	8,058	8,093
<b>Islands</b>	14,194	14,497	12,237	12,490	1,957	2,007

**Nota:** For further details on the classification of banks by type see the 'reporting entity' entry in the glossary provided in Banks and Financial Institutions: branch network, Bank of Italy, Statistics, Methods and Sources: Methodological Note.

Source: supervisory reports

## Banks and financial institutions: branch network

Access to data:

[TDB10225](#)

### Employees

#### by geographical area and size of banks

(numbers in units)

	Total		Major and large banks		Medium banks		Minor and small banks	
	2019	2018	2019	2018	2019	2018	2019	2018
<b>ITALY</b>	<b>282,184</b>	<b>278,152</b>	<b>33,869</b>	<b>39,188</b>	<b>194,417</b>	<b>180,714</b>	<b>53,898</b>	<b>58,250</b>
<b>North West Italy</b>	115,076	109,103	15,606	16,216	80,689	73,090	18,781	19,797
<b>North East Italy</b>	66,436	67,005	5,581	7,930	45,077	42,295	15,778	16,780
<b>Central Italy</b>	56,979	57,112	6,615	8,549	39,463	36,088	10,901	12,475
<b>Southern Italy</b>	29,500	30,437	3,440	3,672	19,950	19,918	6,110	6,847
<b>Islands</b>	14,194	14,496	2,627	2,822	9,238	9,323	2,329	2,351

---

**Note:** For further details on the classification of banks by size see the 'reporting entity' entry in the glossary provided in Banks and Financial Institutions: branch network, Bank of Italy, Statistics, Methods and Sources: Methodological Note.

---

Source: supervisory reports

## Banks and financial institutions: branch network

Access to data:

[TDB10227](#)

### Employees

by province

(numbers in unit)

	2019	2018
<b>ITALY</b>	<b>282,183</b>	<b>278,152</b>
<b>North West Italy</b>		
<b>Piedmont</b>	<b>39,581</b>	<b>32,156</b>
Turin	29,943	21,916
Vercelli	534	546
Novara	1,529	1,165
Cuneo	2,995	3,105
Asti	1,056	1,096
Alessandria	1,328	1,414
Biella	1,770	2,449
Verbano-Cusio-Ossola	427	468
<b>Valle d'Aosta</b>	<b>395</b>	<b>422</b>
<b>Lombardy</b>	<b>69,076</b>	<b>69,972</b>
Milan	39,466	39,693
Varese	2,763	2,895
Como	2,082	2,137
Sondrio	1,821	1,654
Bergamo	6,650	6,906
Brescia	6,267	6,365
Pavia	1,526	1,606
Cremona	1,342	1,435
Mantua	1,784	1,927
Lecco	1,255	1,297
Lodi	853	877
Monza e della Brianza	<b>3,270</b>	<b>3,183</b>
<b>Liguria</b>	<b>6,025</b>	<b>6,554</b>
Genoa	3,994	4,288
Imperia	554	582
Savona	823	908
La Spezia	656	777

Source: supervisory reports

## Banks and financial institutions: branch network

### Employees

by province

(numbers in unit)

	2019	2018
--	------	------

#### North East Italy

<b>Trentino-Alto Adige</b>	<b>6,291</b>	<b>6,311</b>
Trento	2,914	2,912
Bolzano/Bozen	3,377	3,400
<b>Veneto</b>	<b>26,581</b>	<b>26,769</b>
Venice	3,401	3,665
Verona	10,940	10,124
Vicenza	3,244	<b>3,408</b>
Belluno	614	648
Treviso	3,255	3,424
Padova	4,278	4,593
Rovigo	852	909
<b>Friuli Venezia Giulia</b>	<b>5,194</b>	<b>5,423</b>
Trieste	1,079	1,108
Udine	2,323	2,496
Gorizia	456	<b>472</b>
Pordenone	1,337	1,347
<b>Emilia-Romagna</b>	<b>28,371</b>	<b>28,503</b>
Bologna	5,715	6,353
Piacenza	1,290	1,332
Parma	3,470	<b>3,438</b>
Reggio nell'Emilia	4,668	4,836
Modena	6,830	6,015
Ferrara	1,180	1,191
Ravenna	1,808	1,886
Forlì-Cesena	1,942	1,964
Rimini	1,469	1,490

## Banks and financial institutions: branch network

### Employees

#### by province

(numbers in unit)

	2019	2018
--	------	------

#### Central Italy

<b>Tuscany</b>	<b>21,352</b>	<b>22,163</b>
Florence	7,217	7,305
Massa-Carrara	556	<b>604</b>
Lucca	1,396	1,491
Pistoia	1,027	1,118
Livorno	1,077	1,134
Pisa	1,814	1,851
Arezzo	1,415	1,508
Siena	5,125	5,354
Grosseto	818	830
Prato	909	969
<b>Umbria</b>	<b>2,919</b>	<b>3,342</b>
Perugia	2,248	2,519
Terni	671	823
<b>Marche</b>	<b>6,178</b>	<b>6,407</b>
Ancona	2,088	2,103
Pesaro e Urbino	1,536	1,621
Macerata	<b>1,161</b>	<b>1,210</b>
Ascoli Piceno	896	943
Fermo	498	531
<b>Lazio</b>	<b>26,530</b>	<b>25,200</b>
Rome	23,155	21,691
Viterbo	890	926
Rieti	<b>335</b>	<b>358</b>
Latina	1,149	1,194
Frosinone	1,002	1,032

## Banks and financial institutions: branch network

### Employees

#### by province

(numbers in unit)

	2019	2018
--	------	------

#### Southern Italy

<b>Abruzzo</b>	<b>3,352</b>	<b>3,474</b>
L'Aquila	717	749
Teramo	<b>858</b>	<b>918</b>
Pescara	804	828
Chieti	974	979
Molise	557	592
Campobasso	443	476
Isernia	<b>114</b>	<b>116</b>
<b>Campania</b>	<b>11,149</b>	<b>11,366</b>
Naples	6,442	6,546
Caserta	<b>1,214</b>	<b>1,247</b>
Benevento	419	435
Avellino	702	703
Salerno	2,372	2,435
Apulia	<b>10,469</b>	<b>10,872</b>
Bari	5,063	5,121
Foggia	<b>1,220</b>	<b>1,416</b>
Taranto	<b>1,058</b>	<b>1,094</b>
Brindisi	652	690
Lecce	1,828	1,876
Barletta-Andria-Trani	<b>650</b>	<b>677</b>
<b>Basilicata</b>	<b>1,037</b>	<b>1,074</b>
Potenza	<b>669</b>	<b>682</b>
Matera	<b>369</b>	<b>392</b>
<b>Calabria</b>	<b>2,937</b>	<b>3,061</b>
Catanzaro	<b>681</b>	<b>682</b>
Cosenza	<b>1,106</b>	<b>1,165</b>
Reggio di Calabria	<b>764</b>	<b>805</b>
Crotone	202	217
Vibo Valentia	185	194

## Banks and financial institutions: branch network

### Employees

#### by province

(numbers in unit)

	2019	2018
--	------	------

#### Islands

<b>Sicily</b>	<b>10,036</b>	<b>10,271</b>
Palermo	2,884	2,840
Trapani	799	823
Messina	1,053	1,105
Agrigento	875	909
Caltanissetta	511	557
Enna	243	262
Catania	2,126	2,181
Ragusa	862	883
Syracuse	685	715
<b>Sardinia</b>	<b>4,158</b>	<b>4,226</b>
Cagliari	1,035	1,059
Sassari	2,017	2,045
Nuoro	385	377
Oristano	285	292
Carbonia-Iglesias, Ogliastra, Olbia-Tempio, Medio Campidano	-	-
South Sardinia	437	453

## Banks and financial institutions: branch network

Access to data:

[TDB20210](#)

### Securities firms

#### by authorized activities

(numbers in units)

Companies authorized		Companies operating	
2019	2018	2019	2018

#### Number of SIMs

68                      66                      64                      65

#### Activities

Proprietary trading	13	13	12	11
Customer trading	19	18	18	18
Underwriting	5	5	4	4
Placement	40	40	36	38
Individual portfolio management	33	31	31	30
Reception of orders	38	35	34	32
Investment advice	58	58	55	56
Multilateral trading facilities management	3	3	2	3

**Note:** SIMs include trust companies operating in the asset management field and exclude firms without authorized activities. The table makes a distinction between firms authorized to operate by the Bank of Italy ('firms authorized') and those that have actually started operations ('firms operating'). There are more authorized activities than SIMs because each firm is normally authorized to engage in more activities.

Source: supervisory Registers and Lists



## Banks and financial institutions: branch network

Access to data:

[TDB20225](#)

### Open-end securities investment funds

by operational specialization

(numbers in unit)

	2019	2018
<b>Number of assets management companies funds</b>	<b>37</b>	<b>39</b>
<b>Number of open-end securities investment funds</b>	<b>1,110</b>	<b>1,042</b>
Equity	91	86
Balanced	111	103
Bond	250	252
Liquidity	4	8
Flexible	654	593

---

**Note:** The data refer to Italian harmonized open-end collective investment undertakings operating at the reference date set in December every year. Only asset management companies that have set up open-end securities investment funds are included. The number of funds includes the number of their sub-funds.

---

Source: supervisory Registers and Lists

## Banks and financial institutions: branch network

Access to data:

[TDB20230](#)

### Financial intermediaries, payment institutions and ELMI

by prevalent activity

(numbers in unit)

	2019	2018
<b>Financial intermediaries</b>	<b>207</b>	<b>204</b>
Leasing	33	33
Factoring	26	27
Consumer credit and loan secured by 1/5 of salary	40	42
Guarantees and loans granted excluding leasing, factoring, consumer credit and loans secured by 1/5 of salary	33	35
Acquisition of shareholdings	-	-
Issue and management of credit cards	-	-
Securitization: servicer	9	9
Collective loan guarantee consortiums	37	38
Bad finance	17	17
Foreign exchange trading and other activities	12	3
<b>Payment institutions</b>	<b>80</b>	<b>73</b>
<b>E-money institutions (ELMIs)</b>	<b>7</b>	<b>7</b>

**Note:** Since December 2014 specific information has been given on "bad finance" companies (previously included in the group of intermediaries engaged in factoring) and collective loan guarantee consortiums; this has resulted in a break in the series with the past. On 13 May 2016, following the reform of Title V of the Consolidated Law on Banking enacted through Legislative Decree 141/2010, the financial companies operating under Articles 106 and 107 of the old version of the aforementioned law were merged into the new Single Register, and the old specialized registers were discontinued. The group of intermediaries that engage in "Foreign exchange trading and other activities" includes conventionally also those that are authorized but not operational at the reference date. Payment institutions include foreign intermediaries with an Italian branch.

Source: supervisory reports

'Statistics' series publications are available on the Bank of Italy's site:

<https://www.bancaditalia.it/pubblicazioni/>

Requests for information on the content of this publication can be sent to [statistiche@bancaditalia.it](mailto:statistiche@bancaditalia.it).

Publication not subject to registration pursuant to Article 3 bis of Law 103/2012