

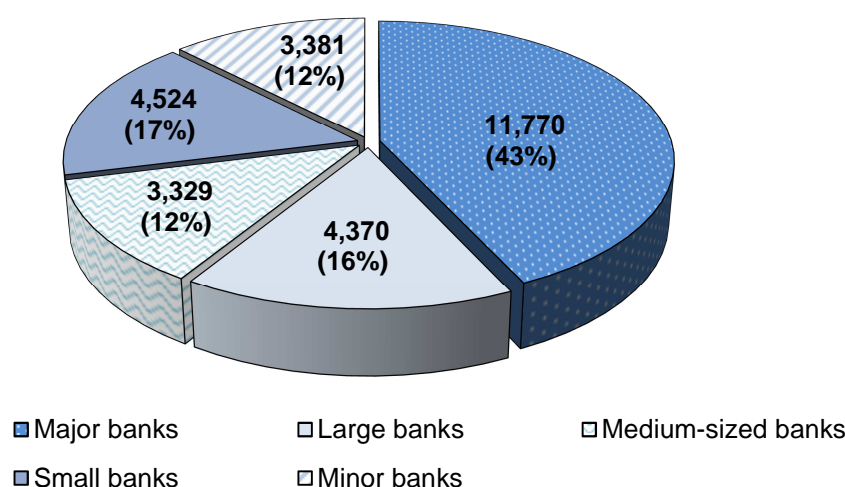
# Banks and Financial Institutions: Branch Network

30 March 2018

For further information: [statistiche@bancaditalia.it](mailto:statistiche@bancaditalia.it)  
[www.bancaditalia.it/statistiche/index.html](http://www.bancaditalia.it/statistiche/index.html)

**Figure 1**

**Number of branches by size of banks**  
(data as at 31 December 2017)

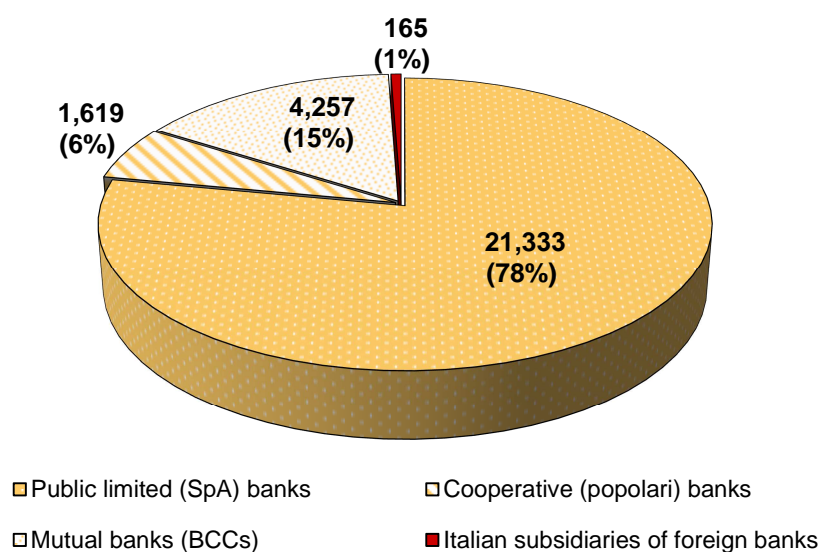


At the end of 2017 Italian banks and Italian subsidiaries of foreign banks operated 27,374 branches; 43 per cent belonged to major banks and the residual part was divided in roughly equal proportions between large, medium-sized, small and minor banks.<sup>1</sup>

**Figure 2**

**Number of branches by institutional category of banks**  
(data as at 31 December 2017)

Looking at the breakdown by institutional category of banks as at 31 December 2017, public limited (SpA) banks operated more than 21,300 branches, or about 78 per cent of the national total, while mutual banks (BCCs) and cooperative (popolari) banks accounted for 15 per cent and 6 per cent respectively.



(1) For further details on the classification of banks by size and institutional category see the 'Reporting entity' entry in the glossary provided in *Banks and Financial Institutions: Branch Network*, Bank of Italy, Statistics, [Methods and Sources: Methodological Notes](#).

Figure 3

**Number of bank branches by region**  
(data as at 31 December 2017)

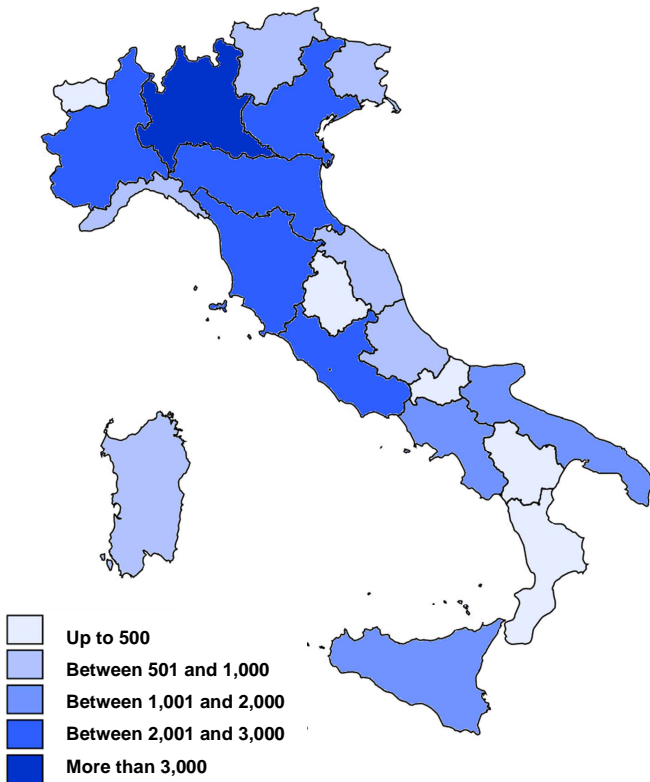
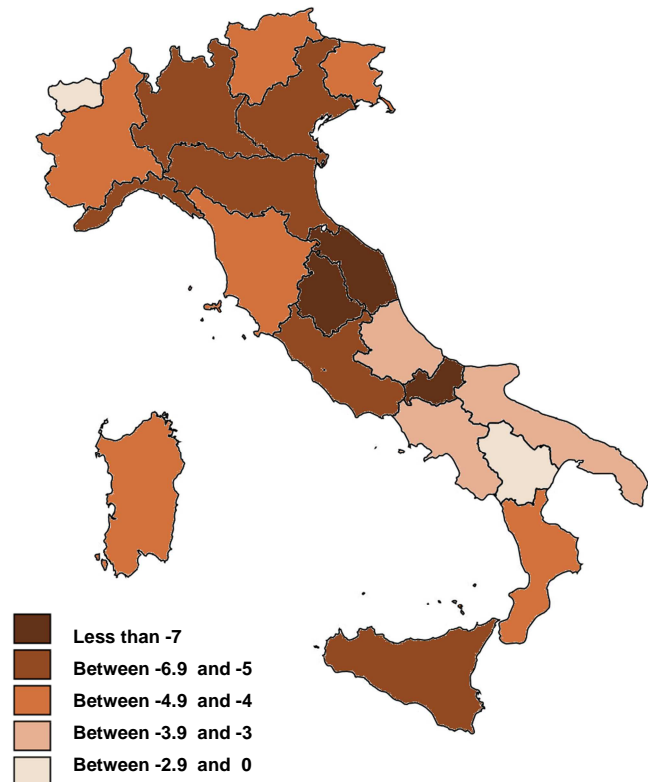


Figure 4

**Trend of bank branches by region**  
**between 2016 and 2017**  
(percentage change; data as at 31  
December of each year)



The geographical distribution of bank branches in Italy at the end of 2017 shows a major presence in the North representing more than 57 per cent of the national total (40 per cent in Lombardy, Emilia-Romagna and Veneto). The number of branches located in the South and Island accounts for 22 per cent of the national total.

In 2017 the number of bank branches active in Italy decreased from 29,027 at end-2016 to 27,374 at end-2017, 1,653 fewer branches overall (-5.7 per cent). The reduction affected almost all the regions and was particularly marked in Umbria, Marche and Molise.

## ***Banks and Financial Institutions: Branch Network***

### **Notice to Users**

The *Banks and Financial Institutions: Branch Network* report is the first of the three new stand-alone specialized publications which replaced the Statistical Bulletin over the course of 2017. The new report will be published yearly and contains data on the geographical distribution of the banking and financial system.

Compared with its predecessor, the new publication features additional tables and more information on bank branches.

The report comprises 11 tables (2 of which only in the [Statistical Database \(BDS\)](#)), presenting information that was in part already included in the tables in 'Section A - Structural Information' of the Statistical Bulletin.

A more detailed description of the content of the report and of the sources used is provided in *Banks and Financial Institutions: Branch Network*, Bank of Italy, Statistics, [Methods and Sources: Methodological Notes](#).

The data on the number of branches provided in the report on *Banks and Financial Institutions: Branch Network* differ from those published at a given moment in the Supervisory Registers and Lists, because the latter are continuously updated while the data in the BDS are static. To download the full list of Italian bank branches for a given period, log on to the [Supervisory Registers and Lists](#) web page and click on 'Branches'. For the most recent list, click on 'Download Page'.

For the conversion between the old and new coding of the tables, see [Banks and Financial Institutions: Branch Network - new codes](#).

To facilitate the correct identification and interpretation of the tables, a map of the concepts illustrated in the report may be downloaded using the following [link](#).

\* \* \*

Moreover, starting from the issue of March 2018, the new table TDB20217 will be published exclusively in the BDS on an annual basis. This table contains the number of banks and other financial institutions broken down by province of the administrative headquarters and indicates, where appropriate, to which of the leading 5 banking groups these belong.

**Key to symbols and information in the index**

**The following information is provided for each table (from left to right):**

**Frequency:**                      **A**    Annual

**Source:**                              **SR**    supervisory reports  
   **SRL**    Supervisory Registers and Lists

**Description of the table**

**Identification code of the table**

**Page in which the table is reproduced in this report**

## Notice to readers

---

I. Symbols:

- the phenomenon does not exist, or it exists and data are collected but no cases were recorded
- ... the phenomenon exists but no data are available
- .. the data are known but the value is below the minimum considered significant
- == the data are confidential
- :: the data are not statistically significant

The thin lines separating the data in the tables serve the sole purpose of making consultation easier.

- II. The intervals for the classification by size include the lower limit but exclude the upper limit.
- III. The source must be cited in any use or dissemination of the information contained in the publications. The Bank of Italy is not responsible for any errors of interpretation or mistaken conclusions drawn on the basis of the information published.
- IV. The row and column totals of some tables may not tally with the sum of the entries because they include data that cannot be allocated.
- V. A brief description of the methodology, the main statistical sources and the revisions to methodology concerning the data provided in this report is available in '*Banks and Financial Institutions: Branch Network*', Bank of Italy, Statistics, [Methods and Sources: Methodological Notes](#).

## Banks and Financial Institutions: branch network

<i>Periodicity</i>			<i>Access to data:</i>
A	SRL - SR	<b>Banks, branches and employees</b> by geographical area	p. 7
A	SRL	<b>Banks and branches</b> by province and institutional category of banks	<a href="#">TDB20207</a> p. 8
A	SRL	<b>Banks and branches</b> by province and size of banks	<a href="#">TDB20212</a> p. 18
A	SR	<b>Bank branches per 100,000 inhabitants</b> by province	<a href="#">TDB20220</a> p. 28
A	SR	<b>Employees</b> by geographical area and institutional category of banks	<a href="#">TDB10222</a> p. 33
A	SR	<b>Employees</b> by geographical area and size of banks	<a href="#">TDB10225</a> p. 34
A	SR	<b>Employees</b> by province	<a href="#">TDB10227</a> p. 35
A	SRL	<b>Securities firms</b> by authorized activities	<a href="#">TDB20210</a> p. 40
A	SRL	<b>Open-end securities investment funds</b> by operational specialization	<a href="#">TDB20225</a> p. 41
A	SR	<b>Financial intermediaries, payment Institutions and ELMI</b> by prevalent activity	<a href="#">TDB20230</a> p. 42
<i>Tables distributed on the "BDS on-line statistical database" only</i>			
A	SRL	<b>Branches</b> by municipality	<a href="#">TDB10195</a>
A	SRL	<b>Banks and financial institutions</b> by province and membership in the 5 largest groups	<a href="#">TDB20217</a>

## Banks and financial institutions: branch network

### Banks, branches and employees

by geographical area

(numbers in units)

	ITALY			North West Italy			North East Italy		
	Banks	Branches	Employees	Banks	Branches	Employees	Banks	Branches	Employees
31/12/2017	538	27.374	286.200	171	8.543	111.945	159	7.173	68.187
31/12/2016	604	29.027	299.645	186	9.086	113.607	192	7.622	73.181
31/12/2015	643	30.258	302.721	189	9.401	113.600	203	8.037	75.066
31/12/2014	664	30.740	303.595	193	9.450	111.033	210	8.301	76.913
31/12/2013	684	31.761	310.258	197	9.804	111.006	218	8.556	77.676
31/12/2012	706	32.881	315.238	197	10.111	112.643	228	8.888	77.785
31/12/2011	740	33.607	322.345	205	10.382	123.822	239	9.039	74.836
31/12/2010	760	33.663	326.367	214	10.367	125.118	241	9.104	76.077
31/12/2009	788	34.036	330.512	227	10.511	121.947	248	9.168	79.968

	Central Italy			South Italy			Islands		
	Banks	Branches	Employees	Banks	Branches	Employees	Banks	Branches	Employees
31/12/2017	103	5.749	58.715	75	3.925	32.093	30	1.984	15.262
31/12/2016	117	6.145	62.651	77	4.076	33.675	32	2.098	16.534
31/12/2015	131	6.396	63.264	87	4.198	34.069	33	2.226	16.726
31/12/2014	140	6.492	63.940	87	4.262	34.737	34	2.235	16.958
31/12/2013	139	6.676	67.418	93	4.392	36.398	37	2.333	17.709
31/12/2012	143	6.954	69.800	99	4.548	36.991	39	2.380	17.993
31/12/2011	155	7.102	68.651	102	4.675	37.417	39	2.409	17.417
31/12/2010	160	7.103	69.311	105	4.663	38.176	40	2.426	17.618
31/12/2009	162	7.161	71.246	109	4.721	38.151	42	2.475	19.146

**Note :** The geographical areas are defined as follows: North West (Piedmont, Valle d'Aosta, Liguria and Lombardy), North East (Trentino-Alto Adige, Veneto, Friuli Venezia Giulia and Emilia Romagna), Centre (Tuscany, Marche, Umbria and Lazio), South (Abruzzo, Molise, Campania, Apulia, Basilicata and Calabria), and Islands (Sicily and Sardinia).

Source: supervisory Registers and Lists and supervisory reports

## Banks and financial institutions: branch network

Access to data:

[TDB20207](#)

### Banks and branches

by province and institutional category of banks

(numbers in units)

	Total				Public limited banks (spa)				Cooperative banks			
	Banks		Branches		Banks		Branches		Banks		Branches	
	2017	2016	2017	2016	2017	2016	2017	2016	2017	2016	2017	2016
<b>ITALY</b>	<b>538</b>	<b>604</b>	<b>27,374</b>	<b>29,027</b>	<b>147</b>	<b>162</b>	<b>21,333</b>	<b>20,533</b>	<b>23</b>	<b>25</b>	<b>1,619</b>	<b>3,973</b>
<b>North West Italy</b>												
<b>Piedmont</b>	<b>28</b>	<b>29</b>	<b>2,252</b>	<b>2,364</b>	<b>18</b>	<b>18</b>	<b>2,029</b>	<b>1,848</b>	-	-	<b>18</b>	<b>306</b>
Turin	10	11	904	957	8	8	837	838	-	-	4	56
Vercelli	-	-	113	116	-	-	110	86	-	-	2	29
Novara	-	-	181	188	-	-	179	126	-	-	2	62
Cuneo	13	13	462	480	5	5	337	321	-	-	2	31
Asti	1	1	149	153	1	1	138	127	-	-	-	15
Alessandria	-	-	240	259	-	-	233	183	-	-	2	71
Biella	4	4	123	132	4	4	122	121	-	-	1	11
Verbano-Cusio-Ossola	-	-	80	79	-	-	73	46	-	-	5	31
<b>Valle d'Aosta</b>	<b>1</b>	<b>1</b>	<b>93</b>	<b>95</b>	-	-	<b>67</b>	<b>63</b>	-	-	<b>3</b>	<b>9</b>
<b>Lombardy</b>	<b>138</b>	<b>152</b>	<b>5,431</b>	<b>5,805</b>	<b>42</b>	<b>48</b>	<b>4,102</b>	<b>3,580</b>	<b>2</b>	<b>3</b>	<b>469</b>	<b>1,337</b>
Milan	104	112	1,568	1,695	37	39	1,335	1,137	-	1	74	390
Varese	-	-	384	407	-	-	345	294	-	-	26	101
Como	3	3	329	350	-	-	225	214	-	-	59	89
Sondrio	2	2	133	139	1	1	66	71	1	1	65	66
Bergamo	7	8	625	678	1	2	461	399	-	-	31	139
Brescia	10	12	815	878	2	4	483	476	1	1	106	172
Pavia	-	-	291	299	-	-	246	212	-	-	19	60
Cremona	3	3	243	254	-	-	166	114	-	-	7	67
Mantua	1	3	287	300	-	1	233	226	-	-	14	33
Lecco	1	1	225	238	-	-	155	133	-	-	40	75
Lodi	3	3	142	148	-	-	89	53	-	-	6	47
Monza e della Brianza	4	5	389	419	1	1	298	251	-	-	22	98
<b>Liguria</b>	<b>4</b>	<b>4</b>	<b>767</b>	<b>822</b>	<b>3</b>	<b>3</b>	<b>725</b>	<b>666</b>	-	-	<b>15</b>	<b>129</b>
Genoa	3	3	412	439	2	2	399	352	-	-	10	83
Imperia	-	-	91	102	-	-	80	85	-	-	1	7
Savona	-	-	146	158	-	-	133	122	-	-	3	26
La Spezia	1	1	118	123	1	1	113	107	-	-	1	13

**Nota:** The geographical breakdown refers to the location of bank's headquarter.

Source: supervisory Registers and Lists



## Banks and financial institutions: branch network

### Banks and branches

by province and institutional category of banks

(numbers in units)

	Mutual banks				Branches of foreign banks				Municipalities served by banks	
	Banks		Branches		Banks		Branches			
	2017	2016	2017	2016	2017	2016	2017	2016	2017	2016
<b>ITALY</b>	<b>289</b>	<b>334</b>	<b>4,257</b>	<b>4,350</b>	<b>79</b>	<b>83</b>	<b>165</b>	<b>171</b>	<b>5,523</b>	<b>5,618</b>
<b>North West Italy</b>										
<b>Piedmont</b>	<b>8</b>	<b>9</b>	<b>191</b>	<b>197</b>	<b>2</b>	<b>2</b>	<b>14</b>	<b>13</b>	<b>602</b>	<b>611</b>
Turin	-	1	50	51	2	2	13	12	161	166
Vercelli	-	-	-	-	-	-	1	1	39	40
Novara	-	-	-	-	-	-	-	-	58	57
Cuneo	8	8	123	128	-	-	-	-	136	136
Asti	-	-	11	11	-	-	-	-	60	60
Alessandria	-	-	5	5	-	-	-	-	80	84
Biella	-	-	-	-	-	-	-	-	42	42
Verbano-Cusio-Ossola	-	-	2	2	-	-	-	-	26	26
<b>Valle d'Aosta</b>	<b>1</b>	<b>1</b>	<b>22</b>	<b>22</b>	<b>-</b>	<b>-</b>	<b>1</b>	<b>1</b>	<b>32</b>	<b>32</b>
<b>Lombardy</b>	<b>31</b>	<b>34</b>	<b>778</b>	<b>799</b>	<b>63</b>	<b>67</b>	<b>82</b>	<b>89</b>	<b>1,159</b>	<b>1,169</b>
Milan	4	5	87	89	63	67	72	79	126	127
Varese	-	-	11	11	-	-	2	1	94	94
Como	3	3	45	46	-	-	-	1	103	105
Sondrio	-	-	2	2	-	-	-	-	49	53
Bergamo	6	6	131	138	-	-	2	2	195	196
Brescia	7	7	223	227	-	-	3	3	186	181
Pavia	-	-	25	26	-	-	1	1	87	89
Cremona	3	3	70	73	-	-	-	-	81	82
Mantua	1	2	40	41	-	-	-	-	66	68
Lecco	1	1	30	30	-	-	-	-	66	67
Lodi	3	3	47	48	-	-	-	-	53	53
Monza e della Brianza	3	4	67	68	-	-	2	2	53	54
<b>Liguria</b>	<b>-</b>	<b>-</b>	<b>26</b>	<b>25</b>	<b>1</b>	<b>1</b>	<b>1</b>	<b>2</b>	<b>130</b>	<b>132</b>
Genoa	-	-	2	2	1	1	1	2	49	50
Imperia	-	-	10	10	-	-	-	-	21	21
Savona	-	-	10	10	-	-	-	-	36	36
La Spezia	-	-	4	3	-	-	-	-	24	25

## Banks and financial institutions: branch network

### Banks and branches

by province and institutional category of banks

(numbers in units)

Total				Public limited banks (spa)				Cooperative banks			
Banks		Branches		Banks		Branches		Banks		Branches	
2017	2016	2017	2016	2017	2016	2017	2016	2017	2016	2017	2016

#### North East Italy

<b>Trentino-Alto Adige</b>	<b>78</b>	<b>93</b>	<b>789</b>	<b>826</b>	<b>7</b>	<b>7</b>	<b>315</b>	<b>316</b>	-	-	<b>11</b>	<b>26</b>
Trento	27	38	437	462	2	2	151	148	-	-	8	23
Bolzano/Bozen	<b>51</b>	<b>55</b>	<b>352</b>	<b>364</b>	<b>5</b>	<b>5</b>	<b>164</b>	<b>168</b>	-	-	<b>3</b>	<b>3</b>
<b>Veneto</b>	<b>29</b>	<b>37</b>	<b>2,801</b>	<b>2,971</b>	<b>6</b>	<b>7</b>	<b>2,135</b>	<b>2,035</b>	<b>1</b>	<b>2</b>	<b>39</b>	<b>303</b>
Venice	2	5	421	458	1	1	333	320	-	-	6	51
Verona	7	7	574	606	2	1	450	354	-	1	13	150
Vicenza	5	8	520	547	-	1	384	380	-	-	6	37
Belluno	1	1	141	151	-	-	114	121	-	-	1	4
Treviso	6	7	478	508	1	2	345	351	-	-	9	30
Padova	6	7	531	555	2	2	418	410	1	1	4	29
Rovigo	<b>2</b>	<b>2</b>	<b>136</b>	<b>146</b>	-	-	<b>91</b>	<b>99</b>	-	-	-	<b>2</b>
<b>Friuli Venezia Giulia</b>	<b>19</b>	<b>22</b>	<b>776</b>	<b>816</b>	<b>5</b>	<b>5</b>	<b>469</b>	<b>495</b>	<b>1</b>	<b>1</b>	<b>57</b>	<b>71</b>
Trieste	2	3	102	113	1	1	80	88	-	-	4	6
Udine	11	12	412	428	3	3	235	245	1	1	35	42
Gorizia	3	4	84	86	-	-	40	42	-	-	7	7
Pordenone	<b>3</b>	<b>3</b>	<b>178</b>	<b>189</b>	<b>1</b>	<b>1</b>	<b>114</b>	<b>120</b>	-	-	<b>11</b>	<b>16</b>
<b>Emilia Romagna</b>	<b>33</b>	<b>40</b>	<b>2,807</b>	<b>3,009</b>	<b>16</b>	<b>18</b>	<b>2,307</b>	<b>2,275</b>	<b>3</b>	<b>3</b>	<b>97</b>	<b>322</b>
Bologna	9	10	654	688	4	4	526	503	-	-	6	64
Piacenza	1	1	187	195	-	-	127	126	1	1	46	53
Parma	1	2	296	312	1	1	274	272	-	-	4	22
Reggio nell'Emilia	4	5	334	355	3	3	293	266	-	-	1	48
Modena	3	4	388	408	2	3	354	304	1	1	19	89
Ferrara	2	3	171	211	1	2	154	187	-	-	-	7
Ravenna	3	3	270	287	1	1	225	232	-	-	1	9
Forli-Cesena	5	7	276	293	3	3	210	222	-	-	3	6
Rimini	5	5	231	260	1	1	144	163	1	1	17	24

## Banks and financial institutions: branch network

### Banks and branches

by province and institutional category of banks

(numbers in units)

Mutual banks				Branches of foreign banks				Municipalities served by banks	
Banks		Branches		Banks		Branches			
2017	2016	2017	2016	2017	2016	2017	2016	2017	2016

#### North East Italy

<b>Trentino-Alto Adige</b>	<b>68</b>	<b>83</b>	<b>458</b>	<b>477</b>	<b>3</b>	<b>3</b>	<b>5</b>	<b>7</b>	<b>268</b>	<b>273</b>
Trento	25	36	277	290	-	-	1	1	157	162
Bolzano/Bozen	43	47	181	187	3	3	4	6	111	111
<b>Veneto</b>	<b>22</b>	<b>28</b>	<b>615</b>	<b>620</b>	-	-	<b>12</b>	<b>13</b>	<b>505</b>	<b>513</b>
Venice	1	4	80	85	-	-	2	2	44	44
Verona	5	5	108	98	-	-	3	4	90	90
Vicenza	5	7	128	128	-	-	2	2	103	106
Belluno	1	1	26	26	-	-	-	-	41	44
Treviso	5	5	123	126	-	-	1	1	91	92
Padova	3	4	105	112	-	-	4	4	99	99
Rovigo	2	2	45	45	-	-	-	-	37	38
<b>Friuli Venezia Giulia</b>	<b>13</b>	<b>15</b>	<b>247</b>	<b>246</b>	-	<b>1</b>	<b>3</b>	<b>4</b>	<b>166</b>	<b>168</b>
Trieste	1	1	17	17	-	1	1	2	4	4
Udine	7	8	140	139	-	-	2	2	106	107
Gorizia	3	4	37	37	-	-	-	-	20	20
Pordenone	2	2	53	53	-	-	-	-	36	37
<b>Emilia Romagna</b>	<b>13</b>	<b>19</b>	<b>393</b>	<b>403</b>	<b>1</b>	-	<b>10</b>	<b>9</b>	<b>319</b>	<b>323</b>
Bologna	4	6	116	116	1	-	6	5	55	56
Piacenza	-	-	14	16	-	-	-	-	39	40
Parma	-	1	18	18	-	-	-	-	45	45
Reggio nell'Emilia	1	2	40	41	-	-	-	-	42	42
Modena	-	-	11	11	-	-	4	4	47	47
Ferrara	1	1	17	17	-	-	-	-	23	24
Ravenna	2	2	44	46	-	-	-	-	18	18
Forlì-Cesena	2	4	63	65	-	-	-	-	30	30
Rimini	3	3	70	73	-	-	-	-	20	21

## Banks and financial institutions: branch network

### Banks and branches

by province and institutional category of banks

(numbers in units)

Total				Public limited banks (spa)				Cooperative banks			
Banks		Branches		Banks		Branches		Banks		Branches	
2017	2016	2017	2016	2017	2016	2017	2016	2017	2016	2017	2016

#### Central Italy

<b>Tuscany</b>	<b>32</b>	<b>37</b>	<b>2,093</b>	<b>2,184</b>	<b>13</b>	<b>15</b>	<b>1,738</b>	<b>1,580</b>	<b>2</b>	<b>2</b>	<b>27</b>	<b>239</b>
Florence	10	12	546	570	6	7	479	444	-	-	2	35
Massa-Carrara	-	-	94	103	-	-	91	91	-	-	-	9
Lucca	3	3	223	232	2	2	201	152	-	-	-	57
Pistoia	5	6	148	162	1	1	107	109	-	-	-	9
Livorno	2	2	185	195	-	-	162	128	-	-	-	43
Pisa	4	5	264	270	2	2	209	174	1	1	17	55
Arezzo	3	4	203	204	-	1	161	158	1	1	8	13
Siena	4	4	183	193	2	2	134	135	-	-	-	2
Grosseto	1	1	145	146	-	-	107	101	-	-	-	9
Prato	-	-	102	109	-	-	87	88	-	-	-	7
<b>Umbria</b>	<b>4</b>	<b>4</b>	<b>458</b>	<b>493</b>	<b>2</b>	<b>2</b>	<b>407</b>	<b>433</b>	<b>-</b>	<b>-</b>	<b>2</b>	<b>12</b>
Perugia	3	3	352	379	1	1	309	332	-	-	2	7
Terni	1	1	106	114	1	1	98	101	-	-	-	5
<b>Marche</b>	<b>20</b>	<b>24</b>	<b>904</b>	<b>1,012</b>	<b>2</b>	<b>5</b>	<b>682</b>	<b>786</b>	<b>-</b>	<b>-</b>	<b>32</b>	<b>36</b>
Ancona	6	9	276	315	-	3	213	251	-	-	7	7
Pesaro e Urbino	6	6	225	261	-	-	152	185	-	-	12	16
Macerata	4	4	191	206	1	1	155	170	-	-	5	5
Ascoli Piceno	3	3	124	132	-	-	88	96	-	-	6	6
Fermo	1	2	88	98	1	1	74	84	-	-	2	2
<b>Lazio</b>	<b>47</b>	<b>52</b>	<b>2,294</b>	<b>2,456</b>	<b>18</b>	<b>18</b>	<b>1,802</b>	<b>1,841</b>	<b>5</b>	<b>5</b>	<b>179</b>	<b>302</b>
Rome	36	38	1,692	1,815	17	17	1,393	1,399	2	2	100	217
Viterbo	3	4	175	185	1	1	122	132	-	-	2	2
Rieti	1	1	69	73	-	-	61	64	-	-	-	1
Latina	3	4	172	179	-	-	113	118	1	1	34	36
Frosinone	4	5	186	204	-	-	113	128	2	2	43	46

## Banks and financial institutions: branch network

### Banks and branches

by province and institutional category of banks

(numbers in units)

Mutual banks				Branches of foreign banks				Municipalities served by banks	
Banks		Branches		Banks		Branches			
2017	2016	2017	2016	2017	2016	2017	2016	2017	2016

#### Central Italy

<b>Tuscany</b>	<b>17</b>	<b>20</b>	<b>323</b>	<b>361</b>	-	-	<b>5</b>	<b>4</b>	<b>264</b>	<b>263</b>
Florence	4	5	62	89	-	-	3	2	41	42
Massa-Carrara	-	-	2	2	-	-	1	1	15	15
Lucca	1	1	22	23	-	-	-	-	26	26
Pistoia	4	5	41	44	-	-	-	-	22	20
Livorno	2	2	23	24	-	-	-	-	18	18
Pisa	1	2	37	40	-	-	1	1	38	38
Arezzo	2	2	34	33	-	-	-	-	34	34
Siena	2	2	49	56	-	-	-	-	36	36
Grosseto	1	1	38	36	-	-	-	-	28	28
Prato	-	-	15	14	-	-	-	-	6	6
<b>Umbria</b>	<b>2</b>	<b>2</b>	<b>49</b>	<b>48</b>	-	-	-	-	<b>79</b>	<b>82</b>
Perugia	2	2	41	40	-	-	-	-	49	51
Terni	-	-	8	8	-	-	-	-	30	31
<b>Marche</b>	<b>18</b>	<b>19</b>	<b>190</b>	<b>190</b>	-	-	-	-	<b>195</b>	<b>202</b>
Ancona	6	6	56	57	-	-	-	-	45	46
Pesaro e Urbino	6	6	61	60	-	-	-	-	48	54
Macerata	3	3	31	31	-	-	-	-	47	47
Ascoli Piceno	3	3	30	30	-	-	-	-	27	27
Fermo	-	1	12	12	-	-	-	-	28	28
<b>Lazio</b>	<b>15</b>	<b>20</b>	<b>289</b>	<b>290</b>	<b>9</b>	<b>9</b>	<b>24</b>	<b>23</b>	<b>248</b>	<b>257</b>
Rome	8	10	176	177	9	9	23	22	82	83
Viterbo	2	3	51	51	-	-	-	-	52	53
Rieti	1	1	8	8	-	-	-	-	30	30
Latina	2	3	25	25	-	-	-	-	29	30
Frosinone	2	3	29	29	-	-	1	1	55	61

## Banks and financial institutions: branch network

### Banks and branches

by province and institutional category of banks

(numbers in units)

Total				Public limited banks (spa)				Cooperative banks			
Banks		Branches		Banks		Branches		Banks		Branches	
2017	2016	2017	2016	2017	2016	2017	2016	2017	2016	2017	2016

#### Southern Italy

<b>Abruzzo</b>	<b>9</b>	<b>9</b>	<b>587</b>	<b>606</b>	<b>1</b>	<b>1</b>	<b>386</b>	<b>402</b>	-	-	<b>109</b>	<b>112</b>
L'Aquila	1	1	131	131	-	-	103	103	-	-	6	6
Teramo	4	4	154	162	-	-	69	75	-	-	55	56
Pescara	1	1	141	148	-	-	82	88	-	-	35	37
Chieti	3	3	161	165	1	1	132	136	-	-	13	13
<b>Molise</b>	<b>2</b>	<b>2</b>	<b>119</b>	<b>128</b>	-	-	<b>87</b>	<b>89</b>	<b>1</b>	<b>1</b>	<b>16</b>	<b>22</b>
Campobasso	2	2	93	100	-	-	66	68	1	1	13	18
Isernia	-	-	26	28	-	-	21	21	-	-	3	4
<b>Campania</b>	<b>25</b>	<b>26</b>	<b>1,368</b>	<b>1,421</b>	<b>7</b>	<b>7</b>	<b>1,086</b>	<b>1,089</b>	<b>3</b>	<b>3</b>	<b>130</b>	<b>186</b>
Naples	9	9	661	695	5	5	587	596	3	3	68	94
Caserta	3	3	169	177	2	2	144	148	-	-	18	22
Benevento	1	1	89	90	-	-	65	48	-	-	11	29
Avellino	2	2	117	120	-	-	79	78	-	-	16	21
Salerno	10	11	332	339	-	-	211	219	-	-	17	20
<b>Apulia</b>	<b>28</b>	<b>28</b>	<b>1,203</b>	<b>1,252</b>	<b>1</b>	<b>1</b>	<b>842</b>	<b>838</b>	<b>3</b>	<b>3</b>	<b>237</b>	<b>292</b>
Bari	14	14	421	435	1	1	279	281	2	2	90	102
Foggia	1	1	195	205	-	-	156	135	-	-	28	59
Taranto	5	5	139	147	-	-	91	98	-	-	22	23
Brindisi	2	2	105	112	-	-	70	75	-	-	24	26
Lecce	3	3	235	241	-	-	166	172	1	1	56	57
Barletta-Andria-Trani	3	3	108	112	-	-	80	77	-	-	17	25
<b>Basilicata</b>	<b>3</b>	<b>3</b>	<b>226</b>	<b>228</b>	-	-	<b>133</b>	<b>133</b>	-	-	<b>49</b>	<b>50</b>
Potenza	3	3	151	154	-	-	81	82	-	-	38	39
Matera	-	-	75	74	-	-	52	51	-	-	11	11
<b>Calabria</b>	<b>8</b>	<b>9</b>	<b>422</b>	<b>441</b>	-	<b>1</b>	<b>345</b>	<b>358</b>	-	-	<b>8</b>	<b>10</b>
Catanzaro	3	3	89	90	-	-	68	69	-	-	2	2
Cosenza	2	3	165	176	-	1	132	141	-	-	6	7
Reggio di Calabria	1	1	106	109	-	-	98	100	-	-	-	1
Crotone	1	1	32	34	-	-	24	25	-	-	-	-
Vibo Valentia	1	1	30	32	-	-	23	23	-	-	-	-

## Banks and financial institutions: branch network

### Banks and branches

by province and institutional category of banks

(numbers in units)

Mutual banks				Branches of foreign banks				Municipalities served by banks	
Banks		Branches		Banks		Branches			
2017	2016	2017	2016	2017	2016	2017	2016	2017	2016

#### Southern Italy

<b>Abruzzo</b>	<b>8</b>	<b>8</b>	<b>92</b>	<b>92</b>	-	-	-	-	<b>162</b>	<b>164</b>
L'Aquila	1	1	22	22	-	-	-	-	41	41
Teramo	4	4	30	31	-	-	-	-	40	41
Pescara	1	1	24	23	-	-	-	-	28	28
Chieti	2	2	16	16	-	-	-	-	53	54
<b>Molise</b>	<b>1</b>	<b>1</b>	<b>16</b>	<b>17</b>	-	-	-	-	<b>41</b>	<b>43</b>
Campobasso	1	1	14	14	-	-	-	-	32	33
Isernia	-	-	2	3	-	-	-	-	9	10
<b>Campania</b>	<b>15</b>	<b>16</b>	<b>148</b>	<b>144</b>	-	-	<b>4</b>	<b>2</b>	<b>310</b>	<b>314</b>
Naples	1	1	4	4	-	-	2	1	77	79
Caserta	1	1	6	6	-	-	1	1	52	52
Benevento	1	1	13	13	-	-	-	-	41	42
Avellino	2	2	22	21	-	-	-	-	48	48
Salerno	10	11	103	100	-	-	1	-	92	93
<b>Apulia</b>	<b>24</b>	<b>24</b>	<b>124</b>	<b>122</b>	-	-	-	-	<b>217</b>	<b>221</b>
Bari	11	11	52	52	-	-	-	-	39	39
Foggia	1	1	11	11	-	-	-	-	47	48
Taranto	5	5	26	26	-	-	-	-	24	26
Brindisi	2	2	11	11	-	-	-	-	20	20
Lecce	2	2	13	12	-	-	-	-	77	78
Barletta-Andria-Trani	3	3	11	10	-	-	-	-	10	10
<b>Basilicata</b>	<b>3</b>	<b>3</b>	<b>44</b>	<b>45</b>	-	-	-	-	<b>88</b>	<b>87</b>
Potenza	3	3	32	33	-	-	-	-	63	62
Matera	-	-	12	12	-	-	-	-	25	25
<b>Calabria</b>	<b>8</b>	<b>8</b>	<b>68</b>	<b>72</b>	-	-	<b>1</b>	<b>1</b>	<b>153</b>	<b>160</b>
Catanzaro	3	3	19	19	-	-	-	-	32	34
Cosenza	2	2	26	27	-	-	1	1	60	63
Reggio di Calabria	1	1	8	8	-	-	-	-	32	32
Crotone	1	1	8	9	-	-	-	-	16	16
Vibo Valentia	1	1	7	9	-	-	-	-	13	15

## Banks and financial institutions: branch network

### Banks and branches

by province and institutional category of banks

(numbers in units)

Total				Public limited banks (spa)				Cooperative banks			
Banks		Branches		Banks		Branches		Banks		Branches	
2017	2016	2017	2016	2017	2016	2017	2016	2017	2016	2017	2016

<b>Islands</b>												
<b>Sicily</b>	<b>26</b>	<b>28</b>	<b>1,416</b>	<b>1,501</b>	<b>4</b>	<b>4</b>	<b>1,119</b>	<b>1,120</b>	<b>2</b>	<b>2</b>	<b>121</b>	<b>208</b>
Palermo	7	7	345	365	1	1	294	301	1	1	11	26
Trapani	1	2	132	140	-	-	113	117	-	-	-	4
Messina	2	3	179	193	1	1	156	155	-	-	11	26
Agrigento	4	4	130	137	-	-	89	94	-	-	14	16
Caltanissetta	6	6	83	86	-	-	52	52	-	-	3	6
Enna	1	1	56	59	-	-	40	43	-	-	1	2
Catania	3	3	283	303	2	2	230	215	-	-	33	67
Ragusa	1	1	100	104	-	-	62	62	1	1	32	37
Syracuse	<b>1</b>	<b>1</b>	<b>108</b>	<b>114</b>	-	-	<b>83</b>	<b>81</b>	-	-	<b>16</b>	<b>24</b>
<b>Sardinia</b>	<b>4</b>	<b>4</b>	<b>568</b>	<b>597</b>	<b>2</b>	<b>2</b>	<b>557</b>	<b>586</b>	-	-	-	<b>1</b>
Cagliari	1	1	123	186	-	-	119	182	-	-	-	-
Sassari	2	2	181	124	2	2	181	124	-	-	-	-
Olbia-Tempio	-	-	-	64	-	-	-	63	-	-	-	1
Nuoro	-	-	81	62	-	-	81	62	-	-	-	-
Ogliastra	-	-	-	25	-	-	-	25	-	-	-	-
Oristano	1	1	71	73	-	-	65	67	-	-	-	-
Carbonia-Iglesias	-	-	-	31	-	-	-	31	-	-	-	-
Medio campidano	-	-	-	32	-	-	-	32	-	-	-	-
South Sardinia	-	-	112	-	-	-	111	-	-	-	-	-



## Banks and financial institutions: branch network

### Banks and branches

by province and institutional category of banks

(numbers in units)

Mutual banks				Branches of foreign banks				Municipalities served by banks	
Banks		Branches		Banks		Branches			
2017	2016	2017	2016	2017	2016	2017	2016	2017	2016

<b>Islands</b>										
<b>Sicily</b>	<b>20</b>	<b>22</b>	<b>175</b>	<b>172</b>	-	-	<b>1</b>	<b>1</b>	<b>301</b>	<b>308</b>
Palermo	5	5	40	38	-	-	-	-	67	69
Trapani	1	2	19	19	-	-	-	-	22	23
Messina	1	2	12	12	-	-	-	-	55	58
Agrigento	4	4	27	27	-	-	-	-	35	35
Caltanissetta	6	6	28	28	-	-	-	-	20	20
Enna	1	1	15	14	-	-	-	-	18	18
Catania	1	1	19	20	-	-	1	1	53	54
Ragusa	-	-	6	5	-	-	-	-	12	12
Syracuse	1	1	9	9	-	-	-	-	19	19
<b>Sardinia</b>	<b>2</b>	<b>2</b>	<b>9</b>	<b>8</b>	-	-	<b>2</b>	<b>2</b>	<b>284</b>	<b>296</b>
Cagliari	1	1	2	2	-	-	2	2	16	64
Sassari	-	-	-	-	-	-	-	-	81	56
Olbia-Tempio	-	-	-	-	-	-	-	-	-	26
Nuoro	-	-	-	-	-	-	-	-	58	42
Ogliastra	-	-	-	-	-	-	-	-	-	19
Oristano	1	1	6	6	-	-	-	-	48	49
Carbonia-Iglesias	-	-	-	-	-	-	-	-	-	19
Medio campidano	-	-	-	-	-	-	-	-	-	21
South Sardinia	-	-	1	-	-	-	-	-	81	-

## Banks and financial institutions: branch network

Access to data:

[TDB20212](#)

### Banks and branches by province and size of banks

(numbers in units)

	Total				Major banks				Large banks			
	Banks		Branches		Banks		Branches		Banks		Branches	
	2017	2016	2017	2016	2017	2016	2017	2016	2017	2016	2017	2016
<b>ITALY</b>	<b>538</b>	<b>604</b>	<b>27,374</b>	<b>29,027</b>	<b>8</b>	<b>8</b>	<b>11,770</b>	<b>10,527</b>	<b>15</b>	<b>17</b>	<b>4,370</b>	<b>5,234</b>
<b>North West Italy</b>												
<b>Piedmont</b>	<b>28</b>	<b>29</b>	<b>2,252</b>	<b>2,364</b>	<b>1</b>	<b>1</b>	<b>1,128</b>	<b>1,146</b>	-	-	<b>241</b>	<b>310</b>
Turin	10	11	904	957	1	1	494	534	-	-	95	99
Vercelli	-	-	113	116	-	-	50	50	-	-	7	8
Novara	-	-	181	188	-	-	132	116	-	-	24	46
Cuneo	13	13	462	480	-	-	203	210	-	-	17	21
Asti	1	1	149	153	-	-	46	48	-	-	9	12
Alessandria	-	-	240	259	-	-	111	115	-	-	75	88
Biella	4	4	123	132	-	-	30	31	-	-	3	5
Verbano-Cusio-Ossola	-	-	<b>80</b>	<b>79</b>	-	-	<b>62</b>	<b>42</b>	-	-	<b>11</b>	<b>31</b>
<b>Valle d'Aosta</b>	<b>1</b>	<b>1</b>	<b>93</b>	<b>95</b>	-	-	<b>47</b>	<b>50</b>	-	-	<b>5</b>	<b>5</b>
<b>Lombardy</b>	<b>138</b>	<b>152</b>	<b>5,431</b>	<b>5,805</b>	<b>4</b>	<b>4</b>	<b>2,642</b>	<b>2,152</b>	<b>7</b>	<b>7</b>	<b>1,279</b>	<b>1,467</b>
Milan	104	112	1,568	1,695	3	3	756	765	5	5	419	470
Varese	-	-	384	407	-	-	233	137	-	-	97	118
Como	3	3	329	350	-	-	114	99	-	-	124	134
Sondrio	2	2	133	139	-	-	18	10	2	2	111	117
Bergamo	7	8	625	678	1	1	389	239	-	-	68	101
Brescia	10	12	815	878	-	-	407	228	-	-	79	115
Pavia	-	-	291	299	-	-	164	164	-	-	75	82
Cremona	3	3	243	254	-	-	112	109	-	-	46	50
Mantua	1	3	287	300	-	-	165	158	-	-	63	51
Lecco	1	1	225	238	-	-	61	50	-	-	85	91
Lodi	3	3	142	148	-	-	66	64	-	-	16	19
Monza e della Brianza	<b>4</b>	<b>5</b>	<b>389</b>	<b>419</b>	-	-	<b>157</b>	<b>129</b>	-	-	<b>96</b>	<b>119</b>
<b>Liguria</b>	<b>4</b>	<b>4</b>	<b>767</b>	<b>822</b>	-	-	<b>327</b>	<b>344</b>	<b>1</b>	<b>1</b>	<b>231</b>	<b>259</b>
Genoa	3	3	412	439	-	-	201	211	1	1	128	139
Imperia	-	-	91	102	-	-	36	37	-	-	24	33
Savona	-	-	146	158	-	-	54	59	-	-	59	64
La Spezia	1	1	118	123	-	-	36	37	-	-	20	23

**Note:** The geographical breakdown refers to the location of bank's headquarter.

Source: supervisory Registers and Lists

## Banks and financial institutions: branch network

### Banks and branches by province and size of banks

(numbers in units)

	Medium banks				Small banks				Minor banks			
	Banks		Branches		Banks		Branches		Banks		Branches	
	2017	2016	2017	2016	2017	2016	2017	2016	2017	2016	2017	2016
<b>ITALY</b>	<b>25</b>	<b>29</b>	<b>3,329</b>	<b>4,721</b>	<b>118</b>	<b>125</b>	<b>4,524</b>	<b>5,012</b>	<b>372</b>	<b>425</b>	<b>3,381</b>	<b>3,533</b>
<b>North West Italy</b>												
<b>Piedmont</b>	<b>3</b>	<b>3</b>	<b>365</b>	<b>369</b>	<b>11</b>	<b>11</b>	<b>371</b>	<b>385</b>	<b>13</b>	<b>14</b>	<b>147</b>	<b>154</b>
Turin	1	1	158	163	3	3	104	106	5	6	53	55
Vercelli	-	-	11	11	-	-	43	45	-	-	2	2
Novara	-	-	13	12	-	-	11	13	-	-	1	1
Cuneo	-	-	31	31	6	6	122	124	7	7	89	94
Asti	1	1	76	75	-	-	18	18	-	-	-	-
Alessandria	-	-	31	32	-	-	23	24	-	-	-	-
Biella	1	1	43	44	2	2	45	50	1	1	2	2
Verbano-Cusio-Ossola	-	-	2	1	-	-	5	5	-	-	-	-
<b>Valle d'Aosta</b>	<b>-</b>	<b>-</b>	<b>12</b>	<b>11</b>	<b>-</b>	<b>-</b>	<b>6</b>	<b>6</b>	<b>1</b>	<b>1</b>	<b>23</b>	<b>23</b>
<b>Lombardy</b>	<b>10</b>	<b>12</b>	<b>442</b>	<b>1,001</b>	<b>36</b>	<b>39</b>	<b>582</b>	<b>649</b>	<b>81</b>	<b>90</b>	<b>486</b>	<b>536</b>
Milan	9	9	168	225	27	29	116	107	60	66	109	128
Varese	-	-	30	128	-	-	9	9	-	-	15	15
Como	-	-	40	62	1	1	31	33	2	2	20	22
Sondrio	-	-	-	-	-	-	2	10	-	-	2	2
Bergamo	-	1	26	179	1	1	52	63	5	5	90	96
Brescia	-	1	30	182	5	6	230	282	5	5	69	71
Pavia	-	-	20	20	-	-	23	24	-	-	9	9
Cremona	-	-	9	16	-	-	19	19	3	3	57	60
Mantua	-	-	8	22	-	-	15	17	1	3	36	52
Lecco	-	-	46	64	-	-	7	7	1	1	26	26
Lodi	-	-	7	11	1	1	31	31	2	2	22	23
Monza e della Brianza	1	1	58	92	1	1	47	47	2	3	31	32
<b>Liguria</b>	<b>-</b>	<b>-</b>	<b>71</b>	<b>76</b>	<b>2</b>	<b>2</b>	<b>116</b>	<b>121</b>	<b>1</b>	<b>1</b>	<b>22</b>	<b>22</b>
Genoa	-	-	40	44	1	1	36	37	1	1	7	8
Imperia	-	-	10	11	-	-	19	19	-	-	2	2
Savona	-	-	12	12	-	-	12	14	-	-	9	9
La Spezia	-	-	9	9	1	1	49	51	-	-	4	3

## Banks and financial institutions: branch network

### Banks and branches

by province and size of banks

(numbers in units)

Total				Major banks				Large banks			
Banks		Branches		Banks		Branches		Banks		Branches	
2017	2016	2017	2016	2017	2016	2017	2016	2017	2016	2017	2016

#### North East Italy

<b>Trentino-Alto Adige</b>	<b>78</b>	<b>93</b>	<b>789</b>	<b>826</b>	-	-	<b>127</b>	<b>137</b>	-	-	<b>24</b>	<b>27</b>
Trento	27	38	437	462	-	-	92	100	-	-	20	23
Bolzano/Bozen	51	55	352	364	-	-	35	37	-	-	4	4
<b>Veneto</b>	<b>29</b>	<b>37</b>	<b>2,801</b>	<b>2,971</b>	<b>1</b>	<b>1</b>	<b>1,334</b>	<b>1,085</b>	-	<b>2</b>	<b>136</b>	<b>464</b>
Venice	2	5	421	458	-	-	241	229	-	-	25	64
Verona	7	7	574	606	1	1	333	302	-	-	32	73
Vicenza	5	8	520	547	-	-	241	168	-	1	19	108
Belluno	1	1	141	151	-	-	61	53	-	-	3	19
Treviso	6	7	478	508	-	-	211	130	-	1	14	107
Padova	6	7	531	555	-	-	210	170	-	-	32	78
Rovigo	2	2	136	146	-	-	37	33	-	-	11	15
<b>Friuli Venezia Giulia</b>	<b>19</b>	<b>22</b>	<b>776</b>	<b>816</b>	-	-	<b>248</b>	<b>202</b>	-	-	<b>6</b>	<b>67</b>
Trieste	2	3	102	113	-	-	54	52	-	-	3	10
Udine	11	12	412	428	-	-	119	93	-	-	2	34
Gorizia	3	4	84	86	-	-	24	18	-	-	-	7
Pordenone	3	3	178	189	-	-	51	39	-	-	1	16
<b>Emilia Romagna</b>	<b>33</b>	<b>40</b>	<b>2,807</b>	<b>3,009</b>	-	-	<b>883</b>	<b>916</b>	<b>3</b>	<b>3</b>	<b>692</b>	<b>687</b>
Bologna	9	10	654	688	-	-	203	216	-	-	103	109
Piacenza	1	1	187	195	-	-	49	52	-	-	67	69
Parma	1	2	296	312	-	-	113	115	1	1	130	139
Reggio nell'Emilia	4	5	334	355	-	-	142	152	1	1	115	120
Modena	3	4	388	408	-	-	159	166	1	1	119	124
Ferrara	2	3	171	211	-	-	49	51	-	-	63	25
Ravenna	3	3	270	287	-	-	67	74	-	-	34	35
Forlì-Cesena	5	7	276	293	-	-	53	52	-	-	37	40
Rimini	5	5	231	260	-	-	48	38	-	-	24	26

## Banks and financial institutions: branch network

### Banks and branches

by province and size of banks

(numbers in units)

Medium banks				Small banks				Minor banks			
Banks		Branches		Banks		Branches		Banks		Branches	
2017	2016	2017	2016	2017	2016	2017	2016	2017	2016	2017	2016

#### North East Italy

<b>Trentino-Alto Adige</b>	-	-	<b>12</b>	<b>13</b>	<b>9</b>	<b>9</b>	<b>232</b>	<b>227</b>	<b>69</b>	<b>84</b>	<b>394</b>	<b>422</b>
Trento	-	-	9	10	5	5	107	100	22	33	209	229
Bolzano/Bozen	-	-	3	3	4	4	125	127	47	51	185	193
<b>Veneto</b>	<b>1</b>	<b>1</b>	<b>425</b>	<b>466</b>	<b>9</b>	<b>9</b>	<b>553</b>	<b>574</b>	<b>18</b>	<b>24</b>	<b>353</b>	<b>382</b>
Venice	-	-	19	21	1	1	76	66	1	4	60	78
Verona	-	-	58	76	1	1	57	71	5	5	94	84
Vicenza	-	-	73	78	3	3	146	140	2	4	41	53
Belluno	-	-	21	21	-	-	33	35	1	1	23	23
Treviso	-	-	66	73	4	4	160	169	2	2	27	29
Padova	1	1	149	157	-	-	74	77	5	6	66	73
Rovigo	-	-	<b>39</b>	<b>40</b>	-	-	<b>7</b>	<b>16</b>	<b>2</b>	<b>2</b>	<b>42</b>	<b>42</b>
<b>Friuli Venezia Giulia</b>	-	-	<b>24</b>	<b>34</b>	<b>6</b>	<b>6</b>	<b>253</b>	<b>268</b>	<b>13</b>	<b>16</b>	<b>245</b>	<b>245</b>
Trieste	-	-	7	7	1	1	20	25	1	2	18	19
Udine	-	-	11	18	4	4	137	141	7	8	143	142
Gorizia	-	-	1	2	-	-	22	22	3	4	37	37
Pordenone	-	-	5	7	1	1	74	80	2	2	47	47
<b>Emilia Romagna</b>	<b>3</b>	<b>3</b>	<b>304</b>	<b>350</b>	<b>13</b>	<b>16</b>	<b>735</b>	<b>846</b>	<b>14</b>	<b>18</b>	<b>193</b>	<b>210</b>
Bologna	2	2	137	146	3	3	160	162	4	5	51	55
Piacenza	-	-	13	14	1	1	54	56	-	-	4	4
Parma	-	-	23	25	-	-	22	24	-	1	8	9
Reggio nell'Emilia	1	1	28	31	-	1	35	39	2	2	14	13
Modena	-	-	56	56	-	-	23	30	2	3	31	32
Ferrara	-	-	15	16	1	2	33	108	1	1	11	11
Ravenna	-	-	11	15	2	2	149	151	1	1	9	12
Forlì-Cesena	-	-	14	20	2	3	142	144	3	4	30	37
Rimini	-	-	7	27	4	4	117	132	1	1	35	37

## Banks and financial institutions: branch network

### Banks and branches

by province and size of banks

(numbers in units)

Total				Major banks				Large banks			
Banks		Branches		Banks		Branches		Banks		Branches	
2017	2016	2017	2016	2017	2016	2017	2016	2017	2016	2017	2016

#### Central Italy

<b>Tuscany</b>	<b>32</b>	<b>37</b>	<b>2,093</b>	<b>2,184</b>	<b>1</b>	<b>1</b>	<b>921</b>	<b>825</b>	<b>1</b>	<b>1</b>	<b>150</b>	<b>225</b>
Florence	10	12	546	570	-	-	203	187	1	1	63	78
Massa-Carrara	-	-	94	103	-	-	37	38	-	-	26	33
Lucca	3	3	223	232	-	-	118	116	-	-	18	23
Pistoia	5	6	148	162	-	-	45	43	-	-	11	16
Livorno	2	2	185	195	-	-	103	102	-	-	6	10
Pisa	4	5	264	270	-	-	94	90	-	-	8	13
Arezzo	3	4	203	204	-	-	105	64	-	-	5	9
Siena	4	4	183	193	1	1	92	87	-	-	3	5
Grosseto	1	1	145	146	-	-	70	64	-	-	2	4
Prato	-	-	<b>102</b>	<b>109</b>	-	-	<b>54</b>	<b>34</b>	-	-	<b>8</b>	<b>34</b>
<b>Umbria</b>	<b>4</b>	<b>4</b>	<b>458</b>	<b>493</b>	-	-	<b>269</b>	<b>241</b>	-	-	<b>15</b>	<b>25</b>
Perugia	3	3	352	379	-	-	214	186	-	-	12	21
Terni	1	1	<b>106</b>	<b>114</b>	-	-	<b>55</b>	<b>55</b>	-	-	<b>3</b>	<b>4</b>
<b>Marche</b>	<b>20</b>	<b>24</b>	<b>904</b>	<b>1,012</b>	-	-	<b>510</b>	<b>267</b>	-	-	<b>50</b>	<b>91</b>
Ancona	6	9	276	315	-	-	173	81	-	-	14	37
Pesaro e Urbino	6	6	225	261	-	-	114	63	-	-	25	35
Macerata	4	4	191	206	-	-	120	44	-	-	6	13
Ascoli Piceno	3	3	124	132	-	-	61	53	-	-	4	5
Fermo	<b>1</b>	<b>2</b>	<b>88</b>	<b>98</b>	-	-	<b>42</b>	<b>26</b>	-	-	<b>1</b>	<b>1</b>
<b>Lazio</b>	<b>47</b>	<b>52</b>	<b>2,294</b>	<b>2,456</b>	<b>1</b>	<b>1</b>	<b>1,234</b>	<b>1,186</b>	<b>2</b>	<b>2</b>	<b>307</b>	<b>352</b>
Rome	36	38	1,692	1,815	1	1	924	894	2	2	255	286
Viterbo	3	4	175	185	-	-	98	78	-	-	10	12
Rieti	1	1	69	73	-	-	51	46	-	-	5	6
Latina	3	4	172	179	-	-	81	81	-	-	19	22
Frosinone	4	5	186	204	-	-	80	87	-	-	18	26

## Banks and financial institutions: branch network

### Banks and branches

by province and size of banks

(numbers in units)

Medium banks				Small banks				Minor banks			
Banks		Branches		Banks		Branches		Banks		Branches	
2017	2016	2017	2016	2017	2016	2017	2016	2017	2016	2017	2016

#### Central Italy

<b>Tuscany</b>	<b>2</b>	<b>3</b>	<b>317</b>	<b>416</b>	<b>7</b>	<b>7</b>	<b>387</b>	<b>392</b>	<b>21</b>	<b>25</b>	<b>318</b>	<b>326</b>
Florence	2	2	128	146	2	2	97	99	5	7	55	60
Massa-Carrara	-	-	4	5	-	-	24	24	-	-	3	3
Lucca	-	-	13	16	-	-	33	33	3	3	41	44
Pistoia	-	-	6	10	1	1	51	55	4	5	35	38
Livorno	-	-	24	30	-	-	25	25	2	2	27	28
Pisa	-	-	29	34	3	3	101	102	1	2	32	31
Arezzo	-	1	40	81	-	-	14	12	3	3	39	38
Siena	-	-	26	38	1	1	23	23	2	2	39	40
Grosseto	-	-	30	37	-	-	5	5	1	1	38	36
Prato	-	-	17	19	-	-	14	14	-	-	9	8
<b>Umbria</b>	<b>-</b>	<b>-</b>	<b>17</b>	<b>68</b>	<b>2</b>	<b>2</b>	<b>103</b>	<b>107</b>	<b>2</b>	<b>2</b>	<b>54</b>	<b>52</b>
Perugia	-	-	14	60	1	1	67	68	2	2	45	44
Terni	-	-	3	8	1	1	36	39	-	-	9	8
<b>Marche</b>	<b>-</b>	<b>2</b>	<b>50</b>	<b>344</b>	<b>1</b>	<b>1</b>	<b>98</b>	<b>100</b>	<b>19</b>	<b>21</b>	<b>196</b>	<b>210</b>
Ancona	-	2	17	113	-	-	14	14	6	7	58	70
Pesaro e Urbino	-	-	10	85	-	-	15	18	6	6	61	60
Macerata	-	-	10	92	-	-	21	20	4	4	34	37
Ascoli Piceno	-	-	11	26	-	-	18	18	3	3	30	30
Fermo	-	-	2	28	1	1	30	30	-	1	13	13
<b>Lazio</b>	<b>4</b>	<b>3</b>	<b>295</b>	<b>455</b>	<b>12</b>	<b>12</b>	<b>237</b>	<b>241</b>	<b>28</b>	<b>34</b>	<b>221</b>	<b>222</b>
Rome	4	3	240	358	11	11	168	170	18	21	105	107
Viterbo	-	-	15	43	-	-	11	12	3	4	41	40
Rieti	-	-	6	13	-	-	4	5	1	1	3	3
Latina	-	-	15	19	-	-	19	19	3	4	38	38
Frosinone	-	-	19	22	1	1	35	35	3	4	34	34

## Banks and financial institutions: branch network

### Banks and branches

by province and size of banks

(numbers in units)

Total				Major banks				Large banks			
Banks		Branches		Banks		Branches		Banks		Branches	
2017	2016	2017	2016	2017	2016	2017	2016	2017	2016	2017	2016

#### Southern Italy

<b>Abruzzo</b>	<b>9</b>	<b>9</b>	<b>587</b>	<b>606</b>	-	-	<b>189</b>	<b>171</b>	-	-	<b>102</b>	<b>103</b>
L'Aquila	1	1	131	131	-	-	48	45	-	-	43	43
Teramo	<b>4</b>	<b>4</b>	<b>154</b>	<b>162</b>	-	-	<b>51</b>	<b>48</b>	-	-	<b>8</b>	<b>8</b>
Pescara	1	1	141	148	-	-	41	38	-	-	14	14
Chieti	3	3	161	165	-	-	49	40	-	-	37	38
<b>Molise</b>	<b>2</b>	<b>2</b>	<b>119</b>	<b>128</b>	-	-	<b>70</b>	<b>66</b>	-	-	<b>12</b>	<b>12</b>
Campobasso	2	2	93	100	-	-	52	53	-	-	9	9
Isernia	-	-	26	28	-	-	18	13	-	-	3	3
<b>Campania</b>	<b>25</b>	<b>26</b>	<b>1,368</b>	<b>1,421</b>	-	-	<b>419</b>	<b>391</b>	<b>1</b>	<b>1</b>	<b>478</b>	<b>484</b>
Naples	9	9	661	695	-	-	222	218	1	1	262	265
Caserta	3	3	169	177	-	-	53	46	-	-	63	63
Benevento	1	1	89	90	-	-	41	37	-	-	17	17
Avellino	2	2	117	120	-	-	21	20	-	-	46	48
Salerno	10	11	332	339	-	-	82	70	-	-	90	91
Apulia	28	28	1,203	1,252	-	-	367	304	-	-	308	316
Bari	<b>14</b>	<b>14</b>	<b>421</b>	<b>435</b>	-	-	<b>136</b>	<b>102</b>	-	-	<b>89</b>	<b>92</b>
Foggia	1	1	195	205	-	-	46	39	-	-	85	88
Taranto	5	5	139	147	-	-	51	44	-	-	27	27
Brindisi	<b>2</b>	<b>2</b>	<b>105</b>	<b>112</b>	-	-	<b>28</b>	<b>21</b>	-	-	<b>24</b>	<b>24</b>
Lecce	3	3	235	241	-	-	80	76	-	-	44	46
Barletta-Andria-Trani	3	3	108	112	-	-	26	22	-	-	39	39
<b>Basilicata</b>	<b>3</b>	<b>3</b>	<b>226</b>	<b>228</b>	-	-	<b>45</b>	<b>28</b>	-	-	<b>58</b>	<b>58</b>
Potenza	3	3	151	154	-	-	29	19	-	-	31	31
Matera	-	-	75	74	-	-	16	9	-	-	27	27
<b>Calabria</b>	<b>8</b>	<b>9</b>	<b>422</b>	<b>441</b>	-	-	<b>166</b>	<b>99</b>	-	-	<b>125</b>	<b>126</b>
Catanzaro	3	3	89	90	-	-	30	21	-	-	28	28
Cosenza	2	3	165	176	-	-	63	33	-	-	39	39
Reggio di Calabria	1	1	106	109	-	-	56	36	-	-	32	33
Crotone	1	1	32	34	-	-	8	4	-	-	14	14
Vibo Valentia	1	1	30	32	-	-	9	5	-	-	12	12



## Banks and financial institutions: branch network

### Banks and branches by province and size of banks

(numbers in units)

Medium banks				Small banks				Minor banks			
Banks		Branches		Banks		Branches		Banks		Branches	
2017	2016	2017	2016	2017	2016	2017	2016	2017	2016	2017	2016

#### Southern Italy

<b>Abruzzo</b>	-	-	<b>136</b>	<b>168</b>	<b>1</b>	<b>1</b>	<b>83</b>	<b>86</b>	<b>8</b>	<b>8</b>	<b>77</b>	<b>78</b>
L'Aquila	-	-	25	28	-	-	11	11	1	1	4	4
Teramo	-	-	<b>58</b>	<b>67</b>	-	-	<b>7</b>	<b>7</b>	<b>4</b>	<b>4</b>	<b>30</b>	<b>32</b>
Pescara	-	-	43	53	-	-	17	18	1	1	26	25
Chieti	-	-	10	20	1	1	48	50	2	2	17	17
<b>Molise</b>	-	-	<b>7</b>	<b>19</b>	-	-	<b>10</b>	<b>10</b>	<b>2</b>	<b>2</b>	<b>20</b>	<b>21</b>
Campobasso	-	-	7	13	-	-	8	8	2	2	17	17
Isernia	-	-	-	6	-	-	2	2	-	-	3	4
<b>Campania</b>	-	-	<b>172</b>	<b>226</b>	<b>1</b>	<b>1</b>	<b>116</b>	<b>140</b>	<b>23</b>	<b>24</b>	<b>183</b>	<b>180</b>
Naples	-	-	92	126	1	1	61	62	7	7	24	24
Caserta	-	-	23	37	-	-	15	16	3	3	15	15
Benevento	-	-	5	9	-	-	12	13	1	1	14	14
Avellino	-	-	15	17	-	-	12	13	2	2	23	22
Salerno	-	-	37	37	-	-	16	36	10	11	107	105
Apulia	1	1	165	168	3	3	234	337	24	24	129	127
Bari	1	1	<b>72</b>	<b>73</b>	<b>2</b>	<b>2</b>	<b>69</b>	<b>113</b>	<b>11</b>	<b>11</b>	<b>55</b>	<b>55</b>
Foggia	-	-	23	23	-	-	30	44	1	1	11	11
Taranto	-	-	10	10	-	-	25	40	5	5	26	26
Brindisi	-	-	<b>17</b>	<b>18</b>	-	-	<b>25</b>	<b>38</b>	<b>2</b>	<b>2</b>	<b>11</b>	<b>11</b>
Lecce	-	-	28	28	1	1	69	79	2	2	14	12
Barletta-Andria-Trani	-	-	15	16	-	-	16	23	3	3	12	12
<b>Basilicata</b>	-	-	<b>39</b>	<b>38</b>	-	-	<b>39</b>	<b>58</b>	<b>3</b>	<b>3</b>	<b>45</b>	<b>46</b>
Potenza	-	-	34	33	-	-	24	37	3	3	33	34
Matera	-	-	5	5	-	-	15	21	-	-	12	12
<b>Calabria</b>	-	-	<b>21</b>	<b>22</b>	-	<b>1</b>	<b>40</b>	<b>120</b>	<b>8</b>	<b>8</b>	<b>70</b>	<b>74</b>
Catanzaro	-	-	6	6	-	-	5	15	3	3	20	20
Cosenza	-	-	9	10	-	1	27	66	2	2	27	28
Reggio di Calabria	-	-	5	5	-	-	5	27	1	1	8	8
Crotone	-	-	1	1	-	-	1	6	1	1	8	9
Vibo Valentia	-	-	-	-	-	-	2	6	1	1	7	9

## Banks and financial institutions: branch network

### Banks and branches

by province and size of banks

(numbers in units)

Total				Major banks				Large banks			
Banks		Branches		Banks		Branches		Banks		Branches	
2017	2016	2017	2016	2017	2016	2017	2016	2017	2016	2017	2016

#### Islands

<b>Sicily</b>	<b>26</b>	<b>28</b>	<b>1,416</b>	<b>1,501</b>	-	-	<b>677</b>	<b>743</b>	-	-	<b>135</b>	<b>140</b>
Palermo	7	7	345	365	-	-	159	176	-	-	47	48
Trapani	1	2	132	140	-	-	61	67	-	-	21	21
Messina	2	3	179	193	-	-	101	110	-	-	13	14
Agrigento	4	4	130	137	-	-	59	64	-	-	15	17
Caltanissetta	6	6	83	86	-	-	41	44	-	-	1	1
Enna	1	1	56	59	-	-	28	31	-	-	7	7
Catania	3	3	283	303	-	-	130	145	-	-	17	18
Ragusa	1	1	100	104	-	-	41	45	-	-	5	5
Syracuse	<b>1</b>	<b>1</b>	<b>108</b>	<b>114</b>	-	-	<b>57</b>	<b>61</b>	-	-	<b>9</b>	<b>9</b>
<b>Sardinia</b>	<b>4</b>	<b>4</b>	<b>568</b>	<b>597</b>	-	-	<b>167</b>	<b>174</b>	-	-	<b>16</b>	<b>16</b>
Cagliari	1	1	123	186	-	-	57	67	-	-	4	4
Sassari	2	2	181	124	-	-	58	37	-	-	8	5
Olbia-Tempio	-	-	-	64	-	-	-	24	-	-	-	3
Nuoro	-	-	81	62	-	-	15	12	-	-	1	1
Ogliastra	-	-	-	25	-	-	-	4	-	-	-	-
Oristano	1	1	71	73	-	-	10	10	-	-	3	3
Carbonia-Iglesias	-	-	-	31	-	-	-	9	-	-	-	-
Medio campidano	-	-	-	32	-	-	-	11	-	-	-	-
South Sardinia	-	-	112	-	-	-	27	-	-	-	-	-

## Banks and financial institutions: branch network

### Banks and branches

by province and size of banks

(numbers in units)

Medium banks				Small banks				Minor banks			
Banks		Branches		Banks		Branches		Banks		Branches	
2017	2016	2017	2016	2017	2016	2017	2016	2017	2016	2017	2016

#### Islands

<b>Sicily</b>	-	-	<b>89</b>	<b>88</b>	<b>4</b>	<b>4</b>	<b>323</b>	<b>339</b>	<b>22</b>	<b>24</b>	<b>192</b>	<b>191</b>
Palermo	-	-	32	31	1	1	58	61	6	6	49	49
Trapani	-	-	8	8	-	-	29	31	1	2	13	13
Messina	-	-	10	10	-	-	41	45	2	3	14	14
Agrigento	-	-	5	5	-	-	10	10	4	4	41	41
Caltanissetta	-	-	2	2	1	1	17	17	5	5	22	22
Enna	-	-	-	-	-	-	6	7	1	1	15	14
Catania	-	-	22	22	1	1	90	93	2	2	24	25
Ragusa	-	-	3	3	1	1	46	47	-	-	5	4
Syracuse	-	-	<b>7</b>	<b>7</b>	-	-	<b>26</b>	<b>28</b>	<b>1</b>	<b>1</b>	<b>9</b>	<b>9</b>
<b>Sardinia</b>	<b>1</b>	<b>1</b>	<b>366</b>	<b>389</b>	<b>1</b>	<b>1</b>	<b>6</b>	<b>6</b>	<b>2</b>	<b>2</b>	<b>13</b>	<b>12</b>
Cagliari	-	-	52	105	-	-	4	4	1	1	6	6
Sassari	1	1	113	80	1	1	2	2	-	-	-	-
Olbia-Tempio	-	-	-	37	-	-	-	-	-	-	-	-
Nuoro	-	-	65	49	-	-	-	-	-	-	-	-
Ogliastra	-	-	-	21	-	-	-	-	-	-	-	-
Oristano	-	-	52	54	-	-	-	-	1	1	6	6
Carbonia-Iglesias	-	-	-	22	-	-	-	-	-	-	-	-
Medio campidano	-	-	-	21	-	-	-	-	-	-	-	-
South Sardinia	-	-	84	-	-	-	-	-	-	-	1	-

## Banks and financial institutions: branch network

Access to data:

[TDB20220](#)

### Bank branches per 100,000 inhabitants

by province

(numbers in unit)

	2017	2016
<b>ITALY</b>	<b>45</b>	<b>48</b>
<b>North West Italy</b>	<b>53</b>	<b>56</b>
<b>Piedmont</b>	<b>51</b>	<b>54</b>
Turin	40	42
Vercelli	65	66
Novara	49	51
Cuneo	78	81
Asti	69	70
Alessandria	56	61
Biella	69	73
Verbano-Cusio-Ossola	<b>50</b>	<b>49</b>
<b>Valle d'Aosta</b>	<b>73</b>	<b>75</b>
<b>Lombardy</b>	<b>54</b>	<b>58</b>
Milan	49	52
Varese	43	45
Como	55	58
Sondrio	73	76
Bergamo	56	61
Brescia	64	70
Pavia	53	55
Cremona	68	70
Mantua	70	73
Lecco	66	70
Lodi	62	65
Monza e della Brianza	<b>45</b>	<b>48</b>
<b>Liguria</b>	<b>49</b>	<b>52</b>
Genova	48	51
Imperia	42	47
Savona	52	56
La Spezia	53	56

Source: supervisory reports

## Banks and financial institutions: branch network

### Bank branches per 100,000 inhabitants

by province

(numbers in unit)

	2017	2016
<b>South East Italy</b>	<b>62</b>	<b>65</b>
<b>Trentino-Alto Adige</b>	74	78
Trento	81	86
Bolzano/Bozen	<b>67</b>	<b>70</b>
<b>Veneto</b>	57	60
Venice	49	54
Verona	62	66
Vicenza	60	63
Belluno	69	73
Treviso	54	57
Padova	57	59
Rovigo	<b>57</b>	<b>61</b>
<b>Friuli Venezia Giulia</b>	64	67
Trieste	43	48
Udine	77	80
Gorizia	60	61
Pordenone	<b>57</b>	<b>60</b>
<b>Emilia Romagna</b>	63	68
Bologna	65	68
Piacenza	65	68
Parma	66	70
Reggio nell'Emilia	63	67
Modena	55	58
Ferrara	49	60
Ravenna	69	73
Forlì-Cesena	70	74
Rimini	<b>69</b>	<b>78</b>

## Banks and financial institutions: branch network

### Bank branches per 100,000 inhabitants

by province

(numbers in unit)

	2017	2016
<b>Central Italy</b>	<b>48</b>	<b>51</b>
<b>Tuscany</b>	<b>56</b>	<b>58</b>
Florence	54	56
Massa-Carrara	48	52
Lucca	57	59
Pistoia	51	55
Livorno	55	58
Pisa	63	64
Arezzo	59	56
Siena	68	66
Grosseto	65	65
Prato	40	43
<b>Umbria</b>	<b>52</b>	<b>55</b>
Perugia	53	57
Terni	46	50
<b>Marche</b>	<b>59</b>	<b>66</b>
Ancona	58	66
Pesaro e Urbino	62	72
Macerata	60	64
Ascoli Piceno	59	63
Fermo	50	56
<b>Lazio</b>	<b>39</b>	<b>42</b>
Rome	39	42
Viterbo	55	58
Rieti	44	46
Latina	30	31
Frosinone	38	41

## Banks and financial institutions: branch network

### Bank branches per 100,000 inhabitants

by province

(numbers in unit)

	2017	2016
<b>South Italy</b>	<b>28</b>	<b>29</b>
<b>Abruzzo</b>	<b>44</b>	<b>46</b>
L'Aquila	43	43
Teramo	50	52
Pescara	44	46
Chieti	41	42
<b>Molise</b>	<b>38</b>	<b>41</b>
Campobasso	41	44
Isernia	30	32
<b>Campania</b>	<b>23</b>	<b>24</b>
Naples	21	22
Caserta	18	19
Benevento	32	32
Avellino	28	28
Salerno	30	31
Apulia	30	31
Bari	33	34
Foggia	31	32
Taranto	24	25
Brindisi	26	28
Lecce	29	30
Barletta-Andria-Trani	28	28
<b>Basilicata</b>	<b>40</b>	<b>40</b>
Potenza	41	41
Matera	38	37
<b>Calabria</b>	<b>21</b>	<b>22</b>
Catanzaro	25	25
Cosenza	23	25
Reggio di Calabria	19	20
Crotone	18	19
Vibo Valentia	19	20

## Banks and financial institutions: branch network

### Bank branches per 100,000 inhabitants

by province

(numbers in unit)

	2017	2016
<b>Islands</b>	<b>30</b>	<b>31</b>
<b>Sicily</b>	28	30
Palermo	27	29
Trapani	30	32
Messina	28	30
Agrigento	29	31
Caltanissetta	31	32
Enna	33	35
Catania	25	27
Ragusa	31	32
Syracuse	27	28
<b>Sardinia</b>	<b>34</b>	<b>36</b>
Cagliari	29	33
Sassari	37	37
Olbia-Tempio	-	40
Nuoro	38	39
Ogliastra	-	44
Oristano	44	45
Carbonia-Iglesias	-	24
Medio campidano	-	32
South Sardinia	31	-



## Banks and financial institutions: branch network

Access to data:

[TDB10222](#)

### Employees

by geographical area and institutional category of banks

(numbers in units)

	Total		Public limited banks (spa) and branches of foreign banks		Mutual bank and cooperative banks	
	2017	2016	2017	2016	2017	2016
<b>ITALY</b>	<b>286,200</b>	<b>299,699</b>	<b>244,269</b>	<b>235,686</b>	<b>41,931</b>	<b>64,013</b>
<b>North West Italy</b>	111,945	113,581	101,726	92,946	10,219	20,635
<b>North East Italy</b>	68,187	73,251	54,643	51,953	13,544	21,298
<b>Central Italy</b>	58,714	62,637	50,746	52,259	7,968	10,378
<b>Southern Italy</b>	32,093	33,699	23,896	24,606	8,197	9,093
<b>Islands</b>	15,262	16,534	13,259	13,923	2,003	2,611

**Nota:** For further details on the classification of banks by type see the 'reporting entity' entry in the glossary provided in Banks and Financial Institutions: branch network, Bank of Italy, Statistics, Methods and Sources: Methodological Note.

Source: supervisory reports

## Banks and financial institutions: branch network

Access to data:

[TDB10225](#)

### Employees

#### by geographical area and size of banks

(numbers in units)

	Total		Major and large banks		Medium banks		Minor and small banks	
	2017	2016	2017	2016	2017	2016	2017	2016
<b>ITALY</b>	<b>286,200</b>	<b>299,699</b>	<b>37,446</b>	<b>49,327</b>	<b>178,966</b>	<b>175,695</b>	<b>69,788</b>	<b>74,677</b>
<b>North West Italy</b>	111,945	113,581	15,503	20,865	75,903	71,143	20,539	21,573
<b>North East Italy</b>	68,187	73,251	6,404	7,070	37,201	40,418	24,582	25,763
<b>Central Italy</b>	58,715	62,638	8,995	13,974	36,217	34,766	13,503	13,898
<b>Southern Italy</b>	32,093	33,698	3,707	4,393	20,858	19,638	7,528	9,667
<b>Islands</b>	15,262	16,534	2,838	3,026	8,788	9,731	3,636	3,777

**Note:** For further details on the classification of banks by size see the 'reporting entity' entry in the glossary provided in Banks and Financial Institutions: branch network, Bank of Italy, Statistics, Methods and Sources: Methodological Note.

Source: supervisory reports

## Banks and financial institutions: branch network

Access to data:

[TDB10227](#)

### Employees

by province

(numbers in unit)

	2017	2016
<b>ITALY</b>	<b>286,200</b>	<b>299,699</b>
<b>North West Italy</b>		
<b>Piedmont</b>	<b>32,561</b>	<b>30,153</b>
Turin	21,966	18,894
Vercelli	584	629
Novara	1,260	1,301
Cuneo	3,129	3,172
Asti	1,140	1,171
Alessandria	1,494	1,598
Biella	2,454	2,639
Verbano-Cusio-Ossola	535	752
<b>Valle d'Aosta</b>	<b>468</b>	<b>494</b>
<b>Lombardy</b>	<b>71,846</b>	<b>75,555</b>
Milan	39,844	43,219
Varese	2,941	3,046
Como	2,172	2,247
Sondrio	1,652	1,606
Bergamo	7,477	6,995
Brescia	6,723	6,807
Pavia	1,680	1,751
Cremona	1,477	1,548
Mantua	2,262	2,349
Lecco	1,346	1,389
Lodi	902	938
Monza e della Brianza	<b>3,373</b>	<b>3,664</b>
<b>Liguria</b>	<b>7,072</b>	<b>7,379</b>
Genoa	4,692	4,931
Imperia	634	685
Savona	952	955
La Spezia	795	808

Source: supervisory reports

## Banks and financial institutions: branch network

### Employees

#### by province

(numbers in unit)

	2017	2016
--	------	------

#### North East Italy

<b>Trentino-Alto Adige</b>	<b>6,392</b>	<b>6,576</b>
Trento	2,943	3,083
Bolzano/Bozen	3,449	3,493
<b>Veneto</b>	<b>26,445</b>	<b>29,645</b>
Venice	3,920	3,840
Verona	8,738	9,372
Vicenza	3,642	<b>4,836</b>
Belluno	692	736
Treviso	3,583	4,651
Padova	4,934	5,256
Rovigo	937	956
<b>Friuli Venezia Giulia</b>	<b>5,878</b>	<b>6,356</b>
Trieste	1,129	1,184
Udine	2,703	2,968
Gorizia	621	<b>668</b>
Pordenone	1,426	1,537
<b>Emilia-Romagna</b>	<b>29,472</b>	<b>30,674</b>
Bologna	6,750	7,250
Piacenza	1,389	1,447
Parma	3,111	<b>3,154</b>
Reggio nell'Emilia	4,813	4,465
Modena	6,126	6,250
Ferrara	1,255	1,671
Ravenna	1,934	2,036
Forlì-Cesena	2,319	2,548
Rimini	1,777	1,855

## Banks and financial institutions: branch network

### Employees

#### by province

(numbers in unit)

	2017	2016
--	------	------

#### Central Italy

<b>Tuscany</b>	<b>22,207</b>	<b>23,894</b>
Florence	7,227	7,569
Massa-Carrara	622	<b>639</b>
Lucca	1,546	1,599
Pistoia	1,212	1,280
Livorno	1,088	1,156
Pisa	2,215	2,299
Arezzo	1,416	1,918
Siena	5,062	5,372
Grosseto	838	875
Prato	983	1,189
<b>Umbria</b>	<b>3,461</b>	<b>3,626</b>
Perugia	2,671	2,830
Terni	790	797
<b>Marche</b>	<b>6,629</b>	<b>7,953</b>
Ancona	2,188	2,916
Pesaro e Urbino	1,660	1,978
Macerata	<b>1,258</b>	<b>1,456</b>
Ascoli Piceno	968	1,011
Fermo	556	593
<b>Lazio</b>	<b>26,418</b>	<b>27,165</b>
Rome	22,692	23,229
Viterbo	1,000	1,047
Rieti	<b>374</b>	<b>419</b>
Latina	1,243	1,269
Frosinone	1,110	1,202

## Banks and financial institutions: branch network

### Employees

#### by province

(numbers in unit)

	2017	2016
--	------	------

#### Southern Italy

<b>Abruzzo</b>	<b>3,686</b>	<b>3,881</b>
L'Aquila	777	803
Teramo	<b>986</b>	<b>1,014</b>
Pescara	845	902
Chieti	1,080	1,162
Molise	636	680
Campobasso	507	533
Isernia	<b>130</b>	<b>147</b>
<b>Campania</b>	<b>12,346</b>	<b>12,565</b>
Naples	7,415	7,548
Caserta	<b>1,278</b>	<b>1,320</b>
Benevento	460	472
Avellino	712	736
Salerno	2,482	2,491
Apulia	<b>11,098</b>	<b>11,951</b>
Bari	5,195	5,723
Foggia	<b>1,378</b>	<b>1,458</b>
Taranto	<b>1,145</b>	<b>1,186</b>
Brindisi	728	795
Lecce	1,951	2,020
Barletta-Andria-Trani	<b>703</b>	<b>770</b>
<b>Basilicata</b>	<b>1,132</b>	<b>1,205</b>
Potenza	<b>720</b>	<b>757</b>
Matera	<b>412</b>	<b>448</b>
<b>Calabria</b>	<b>3,195</b>	<b>3,418</b>
Catanzaro	<b>711</b>	<b>738</b>
Cosenza	<b>1,214</b>	<b>1,314</b>
Reggio di Calabria	<b>840</b>	<b>900</b>
Crotone	234	244
Vibo Valentia	197	223

## Banks and financial institutions: branch network

### Employees

#### by province

(numbers in unit)

	2017	2016
--	------	------

#### Islands

<b>Sicily</b>	<b>10,956</b>	<b>11,983</b>
Palermo	3,218	3,717
Trapani	899	1,004
Messina	1,117	1,244
Agrigento	938	1,004
Caltanissetta	587	601
Enna	263	289
Catania	2,267	2,366
Ragusa	913	954
Syracuse	756	806
<b>Sardinia</b>	<b>4,306</b>	<b>4,550</b>
Cagliari	1,086	1,293
Sassari	2,073	1,827
Nuoro	385	320
Oristano	299	319
Carbonia-Iglesias, Ogliastra, Olbia-Tempio, Medio Campidano	-	792
South Sardinia	464	-

## Banks and financial institutions: branch network

Access to data:

[TDB20210](#)

### Securities firms

#### by authorized activities

(numbers in units)

Companies authorized		Companies operating	
2017	2016	2017	2016

<b>Number of SIMs</b>	<b>69</b>	<b>74</b>	<b>68</b>	<b>72</b>
-----------------------	-----------	-----------	-----------	-----------

#### Activities

Proprietary trading	14	14	13	14
Customer trading	18	19	19	20
Underwriting	5	5	4	4
Placement	37	39	36	37
Individual portfolio management	36	37	35	36
Reception of orders	36	38	35	36
Investment advice	61	64	58	62
Multilateral trading facilities management	3	3	3	3

**Note:** SIMs include trust companies operating in the asset management field and exclude firms without authorized activities. The table makes a distinction between firms authorized to operate by the Bank of Italy ('firms authorized') and those that have actually started operations ('firms operating'). There are more authorized activities than SIMs because each firm is normally authorized to engage in more activities.

Source: supervisory Registers and Lists



## Banks and financial institutions: branch network

Access to data:

[TDB20225](#)

### Open-end securities investment funds

by operational specialization

(numbers in unit)

	2017	2016
<b>Number of assets management companies funds</b>	<b>41</b>	<b>40</b>
<b>Number of open-end securities investment funds</b>	<b>1,002</b>	<b>871</b>
Equity	89	90
Balanced	93	69
Bond	272	261
Liquidity	9	12
Flexible	539	439

---

**Note:** The data refer to Italian harmonized open-end collective investment undertakings operating at the reference date set in December every year. Only asset management companies that have set up open-end securities investment funds are included. The number of funds includes the number of their sub-funds.

---

Source: supervisory Registers and Lists

## Banks and financial institutions: branch network

Access to data:

[TDB20230](#)

### Financial intermediaries, payment institutions and ELMI

by prevalent activity

(numbers in unit)

	2017	2016
<b>Financial intermediaries</b>	<b>195</b>	<b>137</b>
Leasing	25	25
Factoring	18	18
Consumer credit and loan secured by 1/5 of salary	21	24
Guarantees and loans granted excluding leasing, factoring, consumer credit and loans secured by 1/5 of salary	12	11
Acquisition of shareholdings	-	1
Issue and management of credit cards	-	-
Securitization: servicer	7	7
Collective loan guarantee consortiums	40	42
Bad finance	5	5
Foreign exchange trading and other activities	67	4
<b>Payment institutions</b>	<b>63</b>	<b>63</b>
<b>E-money institutions (ELMIs)</b>	<b>4</b>	<b>4</b>

**Note:** Since December 2014 specific information has been given on "bad finance" companies (previously included in the group of intermediaries engaged in factoring) and collective loan guarantee consortiums; this has resulted in a break in the series with the past. On 13 May 2016, following the reform of Title V of the Consolidated Law on Banking enacted through Legislative Decree 141/2010, the financial companies operating under Articles 106 and 107 of the old version of the aforementioned law were merged into the new Single Register, and the old specialized registers were discontinued. The group of intermediaries that engage in "Foreign exchange trading and other activities" includes conventionally also those that are authorized but not operational at the reference date. Payment institutions include foreign intermediaries with an Italian branch.

Source: supervisory reports

'Statistics' series publications are available on the Bank of Italy's site:

<http://www.bancaditalia.it/statistiche/>

Requests for information on the content of this publication can be sent to [statistiche@bancaditalia.it](mailto:statistiche@bancaditalia.it).

Publication not subject to registration pursuant to Article 3 bis of Law 103/2012